

HYDRO SYSTEMS

PRICE LIST

Effective March 1, 2021



WHAT'S NEW FOR 2021

NEW BATHTUB MODELS/SIZES	PAGE
Alamo 66x34 and 70x34 Solid Surface Freestanding Bathtubs	105
Marquis 59x32 and 68x34 Solid Surface Freestanding Bathtubs	112
Citrine 60x32 Solid Surface Alcove Tub	124
Obsidian 58x30 Solid Surface Freestanding Bathtub	133
OPTIONS	
Square Shower Drain for Universal Shower Base	158

COLOR KEY

Almond	ALM	Pewter	PE
Antique Brass	AB	Polished Brass	PB
Biscuit	BIS	Polished Chrome	PC
Black	BLA	Polished Gold	PG
Bone	BON	Polished Nickel	PN
Brushed Brass	BB	Satin Brass	SB
Brushed Chrome	BC	Satin Chrome	SC
Brushed Gold	BG	Satin Gold	SG
Brushed Nickel	BN	Satin Nickel	SN
Gold	GOL	Silver	SIL
Matte Black	MB	White	WHI
Oil Rubbed Bronze	ORB		

TABLE OF CONTENTS

How to Order your Tub	4
Collection Reference Guide	5
Key Option Reference Guide	6
Product Index	7
Tub Guide	8-11
Color Guide and Electrical Requirements	12
DESIGNER COLLECTION	13
Options and Accessories	15-17
Tubs and Pricing	18-102
METRO COLLECTION	103
Options and Accessories	104
Tubs and Pricing	105-116
STON COLLECTION	117
Options and Accessories	118-120
Tubs and Pricing	121-137
STUDIO COLLECTION	139
Options and Accessories	140
Tubs and Pricing	141-154
SHOWER PAN COLLECTION	155
Options and Accessories	156
Pans and Pricing	157-158
SINK COLLECTION	159
Options and Accessories	160
Sinks and Pricing	161-162
Parts	163-165
P.O. Worksheet	166
Color Selection Index	167

HOW TO ORDER YOUR TUB

1. Choose the Hydro Systems tub model

2. Pick the appropriate dimensions

3. Specify the system: Tub Only, Whirlpool, Thermal Air or Combo – there will be an “A”, “G”, “H”, or “S” before the system code which determines if this tub is Acrylic (A), Gel Coat (G), Hydroluxe SSTM Metro (H), Hydroluxe SSTM STON (S)

4. Designate the color of your choice (see pg 1 for available colors). Example: LAC - 6630 - A - WP - WHI (Tub Model - Dimensions - Acrylic - Whirlpool - White)

5. Options/Customization – Any options selected must be listed by option code AND description. All codes are listed to the right of each item. You will write the code and then specify the color of your choice using the color key on page 4. Example: BAC.MA1-WHI or BAC.MA1-PC (Back Masseur System I - White or Polished Chrome)

6. Submit diagram for all equipment modifications not located in standard position (pump/ blowers/ jets – Please see page 166 for a tub worksheet)
7. Email or fax your purchase orders:
Email - orders@hydrosystem.com
Fax - 661.775.0668

HELPFUL TIPS

When ordering a tub with a center drain and you are adding (for example) a back masseuse, please designate the overflow location and where the back masseuse should be placed.

If you are doing a custom pump location please be aware that the pump may stick out (please call Hydro Systems for further information).

If you are ordering a tub with tile flange please specify a right or left hand drain. Flanges must be specified at the time you place your order. If the model is not an end drain tub you must submit a diagram.

Adding jets and back masseuse systems may require a 2 pump system (please call Hydro Systems for further information).

FREIGHT POLICY

- All Designer Collection products are shipped freight prepaid direct to the customer.

All Metro and STON Collection products are shipped for a fee of \$200.

Customer will be billed for freight on all Studio Collection and Shower Pans unless otherwise stated on a quote or a prior arrangement that is submitted in writing.

Residential delivery and/or Drop Ship to a second location may incur an additional \$100 net charge for the first tub and \$15 per additional tub on the same shipment. There is also a \$75 Lift Gate fee.

Residential delivery is a curbside service only.

Charges may be incurred for additional services (i.e. lift gate, re-delivery, re-consignment, customs, etc.).

Fuel surcharge may be added. Please contact Hydro Systems for further details.
- Storage Fees will be incurred if product is not shipped or picked up within 30 days of completion date. Product will be invoiced and payment terms commenced retroactive to the completion date. Storage fees will be billed weekly at the rate of \$10 per day until product is shipped.

Make sure to inspect product before accepting delivery from freight company. Take special caution if the product's shock watch has turned red, indicating impact during transit. If minor damage is found upon inspection, please denote on shipper's paperwork before accepting product detailing the damage. Minor damage can be repaired without need for returning product. If you believe damage is unreparable do not accept product and notify Hydro Systems right away so we can get your order replaced.

Claims for defective or missing merchandise, other than claims resulting from shipment, must be made to Hydro Systems, Inc within 24 hours of receipt of merchandise.

RETURNS / CANCELLATION POLICY

- Return of merchandise** must be pre-authorized by Hydro Systems, Inc. by way of a return goods authorization (RGA) number, and shipped to the factory prepaid within 30 days of issuance of the number. Merchandise may not be returned if more than 90 days have passed since the original date of shipment.

A Credit Memo will be issued against future orders for merchandise returned in original condition, subject to a minimum 35% and maximum 75% return charge. Custom products (i.e. custom jetting or pump locations, custom features, premium colors, etc.) are NOT returnable.

Hydro Express orders are non-cancellable.

COLLECTION REFERENCE GUIDE

	DESIGNER COLLECTION	METRO COLLECTION	STON COLLECTION	STUDIO COLLECTION
MATERIAL	Acrylic & Gel Coat	Hydroluxe SS™	Hydroluxe SS™	Acrylic
FREIGHT	FFA	\$200 net	\$200 net	FOB
SYSTEMS AVAILABLE	Whirlpool, Thermal Air, & Combo	Thermal Air	Whirlpool, Thermal Air, & Combo	Whirlpool & Thermal Air
LINEAR DRAIN	Optional/Cost	Standard	Optional/Cost (Drop-in Only)	Standard on a few models
STANDARD LINEAR DRAIN FINISH	Chrome	Color Matched	Color Matched	Chrome
CABLE WASTE/OVERFLOW INCLUDED	Yes/PC standard, all finishes no cost, except gold	N/A	Yes (drop-in models only)	No
WARRANTY	99 Years	10 Years	10 Years	5 Years
CUSTOM PUMP/BLOWER LOCATION	Yes	Yes	Yes	\$200
WHIRLPOOL PUMP	2.25 HP	n/a	2.25 HP	1.25HP
HYDROZONE	Included with System	Included with System	Included with System	\$425
HYDRO EXPRESS (NET COST)	Drop-In - \$140 Freestanding - \$250	Yes - \$250	Drop-In - \$140 Freestanding - \$250	Drop-In - \$140 Freestanding - \$250

Quick Ship does not affect/replace normal freight costs. Quick Ship just gets your tub's manufacturing lead time reduced

KEY OPTION REFERENCE GUIDE

BACK MASSEUSE

Shiatsu Electronic or Manual diverter controlled, the 6-jet system allows you to sit back and have a back massage while in your tub.

CHROMATHERAPY

Utilizes different color light cycling throughout your bathing experience to help create changes in both your mental and physical well being.

CUSTOM JET TYPE, QUANTITY & LOCATION

Pick and choose exactly how many jets you want, where you want them located, and what type of jet (standard, jumbo, therapeutic, swirling for any whirlpool tub).

CUSTOM PUMP/BLOWER LOCATION

Customize the location of the pump and/or blower (some restrictions apply), must include drawing.

HYDRO BLANKET

Integrates radiant heat panels designed to take the chill off the bath shell in those critical areas you choose. Does not heat bathing water.

HYDRO EXPRESS

Move your order up the front of the line to get it manufactured quicker. Does not change any additional freight costs.

HYDRO FUSION

A circulation heater that can be added to any drop-in tub. Designed to operate with virtually no water movement while offering an endless supply of warm soothing water to prolong the bathing experience.

HYDROZONE

Like bathing in bottled water. Introduces natural ozone to the water when you run the Hydrotherapy system which immediately sanitizes and cleanses the water.

INDULGE

Infuses water with millions of micro sized oxygen rich micro bubbles to help cleanse, heal, and restore skin. Improves collagen production that can help reduce wrinkles and even ease symptoms from several skin disorders.

INTEGRAL TILE FLANGE

Available on select non-oval tubs. Please specify which sides flange will need to be added to.

LINEAR DRAIN

Creates a sleek & stylish look while giving the bather one additional inch of soaking depth vs normal drain.

MICRO MOUNT

The micro mount reduces the standard edge profile of the tub to a nominal ½". Not available on tub models with edge detail.

MOLDED ARMREST

Choose 2 for eligible end drain and 2-4 for eligible center drain models.

NECK MASSEUSE PILLOW

Similar to the Back Masseur, but for the neck, while you lay your head on a soft pillow. Choose 3 speeds depending on your needs.

SKIRTS

We can add as many skirts as you'd like to a drop-in tub so that you can create your own style or make it fit any application. Seamed or seamless, the opportunities are endless – peninsula, corner, freestanding – if you can dream it, we can build it.

TUB COLOR

We have 11 standard colors to choose from or you can request a custom color. You can also choose to have a dual finish with the inside and outside of the tub in two different colors.

TUB FINISH

Choose to have your tub with a polished finish (standard) or matte, choose a combination polished/matte finish, or even add a metallic finish to the outside of your tub.

OTHER AVAILABLE PRODUCTS

Bathroom & laundry sinks, shower pans, towers to match your tub, pet spas, walk-in-tubs.

RGA POLICY

Standard RGA restock is 35% on standard product.

PRODUCT INDEX

BATHTUBS

AIMEE	18
ALAMO	105
ALEXIS	19
ALYSSA	web
AMBER	121
ANAHA	105
ANDREA	122
ANGEL	20
ANNETTE	122
ASHLEY	21
ATLANDIA	22
AUBRY	141
AUBURN	106
BELLEVUE	106
BISCAYNE	107
BREANNE	141
CARIBE	web
CARLI	23
CARRERA	123
CASEY	24
CASSI	25
CHAGALL	26
CHARLIZE	142
CHARLOTTE	27
CHATEAU	107
CHEYENNE	28
CHLOE	29
CITRINE	124
CLARISSA	30
COAL	125
CORAL	126
CORAZON	127
COURTNEY	31
CRYSTAL	web
DANIELA	128
DANIKA	web
DAVINCI	32
DEANNA	33
DEBRA	34
DENALI	108
DOMINGO	35
DONATELLO	36
DUO	37
ECLIPSE	web
EILEEN	38
ELIZABETH	39
ELLE	40
EMERALD	129
EMMA	41
ENTRE	42
ERICA	43
ESTEE	44

EVANSPORT	45
EVELINE	142
FANTASY	46
FUJI	47
GALAXIE	48
GARNET	130
GATEWAY	108
GEORGETOWN	109
GRANITE	131
GUTHRIE	109
HYDE	110
ISABELLA	49
JACQUELINE	50
JADE	132
JENNIFER	51
JESSICA	52
KATARINA	53
KAYLA	54
KELLIE	55
KIMBERLY	56
KIRA	57
KONA	143
LACEY	58
LARA	60
LARGO	61
LAUREN	62
LEXIE	63
LIBERTY	110
LILIANA	64
LINDSEY	144
LOGAN	111
LORRAINE	65
LUCY	66
MAKYLA	67
MALIA	68
MANHATTAN	111
MARIE	145
MARISSA	69
MARLIE	70
MARQUIS	112
MELISSA	72
MELLENIE	71
MICHELANGELO	73
MILLENNIUM	112
MITRA	132
MIZU	113
MONTEREY	74
MYSTIQUE	75
NATALIE	76
NATASHA	77
NEWBURY	113
NINA (Drop-in)	78
NINA (Freestanding)	79

NOELLE	80
OBSIDIAN	133
ONYX	web
OPAL	134
OVATION	81
PACIFIC	114
PALMER	82
PEARL	134
PENTHOUSE	web
PICASSO	83
PREMIER	web
QUARTZ	135
RACHAEL	84
REDONDO	85
REGAL	web
REGAN	146
RICHMOND	114
RILEY	86
RINCON	87
ROCKWELL	88
RODEO	115
RODIN	89
ROSEMARIE	90
RUBY	136
SAPPHIRE	web
SAVANNAH	91
SHANNON	147
SLATE	137
SOHO	115
SOLITUDE	92
SOLO	93
SOPHIA	94
STELLA	95
STUDIO 5959	148
STUDIO 6032	148
STUDIO 6036	149
STUDIO 6042	149
STUDIO 7236	150
STUDIO 7242	151
STUDIO DUAL OVAL	152
STUDIO HOURGLASS	153
STUDIO OVAL	154
SUMMERLIN	116
SYDNEY	96
SYLVIA	web
TOPAZ	web
TRIBECA	116
VANESSA	97
VERSAILLES	98
VICTORIA	99
WALK-IN	100
WHITNEY	101
YVETTE	102

SHOWER PANS

CORNER PAN	157
HYDROLUXE SS™ PAN	158
RECTANGULAR PAN	157
SQUARE PAN	157
UNIVERSAL PAN	158

SINKS

ARC SINK	161
BLOCK SINK	161
CRESCENT SINK	161
DELICATE TOUCH SINK	162
ELLIPSE SINK	161
PETOPIA SINK	162
PRISM SINK	161

TUB GUIDE

(C) Corner (O) Oval (R) Rectangle (RND) Round
(FS) Freestanding (AL) Alcove (DM) Deck Mount (UM) Under Mount

SIZE	MODEL	SHAPE	INSTALL TYPE	PAGE #
4040	FUJI	R	DM, UM	47
4128	SAPPHIRE	R	DM, UM	website
4830	GRANITE	R	DM, UM	131
	SOHO	O	FS	115
5230	WALK-IN	R	AL	100
5252	MIZU	RND	FS	113
5428	GARNET	R	FS	130
5430	SOLO	R	DM, UM	93
5431	GRANITE	R	DM, UM	131
5436	REGAN	R	AL	146
5517	PEARL	RND	FS	134
5555	CLARISSA	C	DM	30
5731	SUMMERLIN	R	FS	116
5736	RICHMOND	R	FS	114
5828	GARNET	R	FS	130
5830	DANIELA	O	FS	128
	OBSIDIAN	O	FS	133
5831	ALAMO	O	FS	105
5836	GUTHRIE	O	FS	109
5932	MARQUIS	O	FS	112
5959	RINCON	C	DM	87
	STUDIO 5959	C	DM	148
6030	GRANITE	R	DM, UM	131
	LACEY	R	DM, UM	58
	LINDSEY	R	DM, UM	144
	MARLIE	R	DM, UM	70
	SHANNON	R	AL	147
	SOLITUDE	R	DM, UM	92
	SYDNEY	R	AL	96
6032	AUBRY	O	FS	141
	BELLEVUE	R	FS	106
	CARRERA	R	DM, UM	123
	CITRINE	R	AL	124
	COAL	R	DM, UM	125
	ENTRE	R	AL	42
	GRANITE	R	DM, UM	131
	KIRA	R	DM, UM	57
	LACEY	R	DM, UM	58
	LINDSEY	R	DM, UM	144
	MALIA	O	DM, UM	68

SIZE	MODEL	SHAPE	INSTALL TYPE	PAGE #
6032	MARLIE	R	DM, UM	70
	REGAN	R	AL	146
	ROSEMARIE	R	DM, UM	90
	SHANNON	R	AL	147
	SLATE	R	FS	137
	SOLO	R	DM, UM	93
	STUDIO 6032	R	DM, UM	148
	SYDNEY	R	AL	96
6034	SYDNEY	R	AL	96
6036	CARLI	O	DM	23
	DEANNA	O	DM	33
	GRANITE	R	DM, UM	131
	ISABELLA	R	DM	49
	KONA	R	AL	143
	LACEY	R	DM, UM	58
	LINDSEY	R	DM, UM	144
	MARLIE	R	DM, UM	70
	PICASSO	O	FS	83
	REGAN	R	AL	146
	RUBY	R	DM, UM	136
	SOLO	R	DM, UM	93
	STUDIO 6036	R	DM, UM	149
	SYDNEY	R	AL	96
6038	CASEY	O	FS	24
	GALAXIE	O	DM	48
	SYLVIA	O	DM	website
6040	DEANNA	O	DM	33
	FUJI-26	R	DM, UM	47
	FUJI-32	R	DM, UM	47
6042	CASSI	R	DM	25
	EVANSPORT	R	DM, UM	45
	FANTASY	R	DM	46
	KONA-15	R	AL	143
	KONA-18	R	AL	143
	KONA-20	R	AL	143
	LACEY	R	DM, UM	58
	LORRAINE	O	DM	65
	MALIA	O	DM, UM	68
	MARIE	R	AL	145
	MONTEREY	R	DM, UM	74

TUB GUIDE

(C) Corner (O) Oval (R) Rectangle (RND) Round
(FS) Freestanding (AL) Alcove (DM) Deck Mount (UM) Under Mount

SIZE	MODEL	SHAPE	INSTALL TYPE	PAGE #
6042	OVATION	R	DM, UM	81
	RILEY	O	DM	86
	RUBY	R	DM	136
	STUDIO 6042	R	DM, UM	149
	STUDIO HOURGLASS	R	DM, UM	153
	STUDIO OVAL	O	DM	154
6048	ALEXIS	R	DM, UM	19
	ASHLEY	R	DM, UM	21
	COURTNEY	C	AL	31
	DUO	R	DM, UM	37
6060	JESSICA	R	AL, DM	52
	ERICA	C	DM	43
	LARA	C	DM	60
6060	REDONDO	RND	DM	85
6123	PEARL	RND	FS	134
6132	RODEO	O	FS	115
6228	NEWBURY	O	FS	113
6262	WHITNEY	C	DM	101
6323	QUARTZ	O	DM	135
6328	LACEY	R	DM, UM	58
6332	LIBERTY	O	FS	110
6333	MILLENNIUM	R	FS	112
	OPAL	O	FS	134
	PACIFIC	R	FS	114
6431	BISCAYNE	O	FS	107
6436	ANAHA	O	FS	105
	MANHATTAN	R	FS	111
6464	ECLIPSE	C	DM	website
6530	GARNET	R	FS	130
6532	MARQUIS	O	FS	112
6536	ANNETTE	O	FS	122
	EMERALD	O	DM, UM	129
6630	LACEY	R	DM, UM	58
	SOLO	R	DM, UM	93
6631	NEWBURY	O	FS	113
6632	CHAGALL	R	FS	26
	CHATEAU	O	FS	107
	COAL	R	DM, UM	125
	ELLE	O	DM, UM	40

SIZE	MODEL	SHAPE	INSTALL TYPE	PAGE #
6632	ENTRE	R	AL	42
	ESTEE	O	FS	44
	EVELINE	O	FS	142
	JADE	O	FS	132
	LACEY	R	DM, UM	58
	LINDSEY	R	DM, UM	144
	MARLIE	R	DM, UM	70
	REGAN	R	AL	146
	SYDNEY	R	AL	96
6634	SHANNON	R	AL	147
	ALAMO	O	FS	105
	CARRERA	R	DM, UM	123
6636	SOLO	R	DM, UM	93
	BREANNE	O	FS	141
	CARLI	O	DM	23
	CHEYENNE	R	FS	28
	DOMINGO	R	FS	35
	DONATELLO	R	FS	36
	GRANITE	R	DM, UM	131
	ISABELLA	R	DM	49
	LACEY	R	DM, UM	58
	LEXIE	R	FS	63
	LINDSEY	R	DM, UM	144
	LUCY	R	FS	66
	MARLIE	R	DM, UM	70
	MELISSA	R	DM, UM	72
	MICHELANGELO	R	FS	73
	NATASHA	R	DM	77
	PALMER	O	DM, UM	82
	PICASSO	O	FS	83
	RACHAEL	R	DM, UM	84
6638	ROCKWELL	R	FS	88
	VERSAILLES	R	DM, UM	98
	CASEY	O	FS	24
	GALAXIE	O	DM	48
6639	SYLVIA	O	DM	website
	AMBER	O	DM, UM	121
6640	JACQUELINE	O	FS	50
	KIMBERLY	O	DM	56
6642	ALYSSA	O	DM	website

TUB GUIDE

(C) Corner (O) Oval (R) Rectangle (RND) Round
(FS) Freestanding (AL) Alcove (DM) Deck Mount (UM) Under Mount

SIZE	MODEL	SHAPE	INSTALL TYPE	PAGE #
6642	ANGEL	R	DM	20
6642	DUO	R	DM, UM	37
	EMMA	R	DM	41
	GALAXIE	O	DM	48
	LILIANA	O	DM	64
	OVATION	R	DM, UM	81
	RILEY	O	DM	86
	STUDIO OVAL	O	DM	154
	SYLVIA	O	DM	website
6644	GALAXIE	O	DM	48
	SAVANNAH	O	DM, UM	91
	STUDIO DUAL OVAL	O	DM	152
6645	CORAZON	O	DM	127
6648	DUO	R	DM, UM	37
6664	SLATE	R	FS	137
6834	HYDE	R	FS	110
	MARQUIS	O	FS	112
6835	TRIBECA	O	FS	116
6836	DENALI	R	FS	108
6948	TOPAZ	O	DM	website
6969	KATARINA	C	DM	53
	REDONDO	RND	DM	85
7032	GATEWAY	O	FS	108
7034	ALAMO	O	FS	105
7035	GEORGETOWN	O	FS	109
7036	CHARLIZE	R	FS	142
	DAVINCI	R	FS	32
	DOMINGO	O	FS	35
	DONATELLO	R	FS	36
	MELLENIE	R	DM, UM	71
	MICHELANGELO	R	FS	73
	NATASHA	R	DM	77
	PALMER	O	DM, UM	82
	ROCKWELL	R	FS	88
7040	STELLA	R	DM	95
	CHLOE	O	FS	29
	KELLIE	O	FS	55
	LAUREN	O	FS	62
	MARISSA	O	DM	69

SIZE	MODEL	SHAPE	INSTALL TYPE	PAGE #
7040	NOELLE	O	DM, UM	80
	SOPHIA	O	FS	94
7043	REGAL	R	DM	website
7046	CRYSTAL	O	DM	website
7134	REGAL	R	DM	website
7232	KIRA	R	DM, UM	57
	LACEY	R	DM, UM	58
	REGAN	R	AL	146
	SYDNEY	R	AL	96
7236	AIMEE	O	DM	18
	CARIBE	R	DM, UM	website
	CARRERA	R	DM, UM	123
	CHARLOTTE	R	DM	27
	CHEYENNE	R	FS	28
	ELLE	O	DM, UM	40
	ESTEE	O	FS	44
	EVELINE	O	FS	142
	GRANITE	R	DM, UM	131
	ISABELLA	R	DM	49
	LACEY	R	DM, UM	58
	LINDSEY	R	DM, UM	144
	LUCY	R	FS	66
	MELISSA	R	DM, UM	72
	PREMIER	R	DM, UM	website
	RACHAEL	R	DM	84
	RUBY	R	DM, UM	136
	SLATE	R	FS	137
	SOLO	R	DM, UM	93
	STUDIO 7236	R	DM, UM	150
7238	SYDNEY	R	AL	96
	VERSAILLES	R	DM, UM	98
	ANDREA	O	FS	122
	CHAGALL	R	FS	26
	LOGAN	O	FS	111
7240	MITRA	O	FS	132
	RODIN	O	FS	89
	CARLI	O	DM	23
	ELIZABETH	R	FS	39
	KIMBERLY	O	DM	56
	LACEY	R	DM, UM	58

TUB GUIDE

(C) Corner (O) Oval (R) Rectangle (RND) Round
(FS) Freestanding (AL) Alcove (DM) Deck Mount (UM) Under Mount

SIZE	MODEL	SHAPE	INSTALL TYPE	PAGE #
7240	PICASSO	O	FS	83
	SYDNEY	R	AL	96
7242	ANGEL	R	DM	20
	ANGEL-ED	R	DM	20
	DEBRA	R	DM	34
	EMERALD	O	DM, UM	129
	EVANSPORT	R	DM, UM	45
	FANTASY	R	DM, UM	46
	MONTEREY	R	DM, UM	74
	OVATION	R	DM, UM	81
	RILEY	O	DM	86
	STUDIO 7242	R	DM, UM	151
	STUDIO HOURGLASS	R	DM, UM	153
	STUDIO OVAL	O	DM	154
	VANESSA	O	DM	97
	VERSAILLES	R	DM, UM	98
	YVETTE	O	DM	102
7244	NINA	O	DM	78
	NINA FS	O	FS	79
7248	ASHLEY	R	DM, UM	21
	DUO	R	DM, UM	37
	JENNIFER	R	DM	51
	JESSICA	R	AL, DM	52
7254	LACEY	R	DM,UM	58
7260	PENTHOUSE	R	DM, UM	website
7341	DANIKA	R	DM	website
7342	RUBY	R	DM, UM	136
7348	VICTORIA	R	DM, UM	99
7438	EILEEN	R	DM, UM	38
7442	KAYLA	R	DM, UM	54
	PREMIER	R	DM, UM	website
7444	CORAZON	O	DM	127
	GALAXIE	O	DM	48
	LORRAINE	O	DM	65
	SAVANNAH	O	DM, UM	91
	STUDIO DUAL OVAL	O	DM	152
7445	AMBER	O	DM, UM	121
	CORAZON	O	DM, UM	127

SIZE	MODEL	SHAPE	INSTALL TYPE	PAGE #
7445	ONYX	R	DM, UM	website
	TOPAZ	O	DM	website
7448	ATLANDIA	R	DM	22
7545	CORAZON	O	DM, UM	127
7547	PREMIER	R	DM, UM	website
7548	MAKYLA	R	DM, UM	67
7844	CRYSTAL	O	DM, UM	website
	MYSTIQUE	R	DM	75
	NATALIE	O	DM	76
7848	ALYSSA	O	DM	website
8043	AUBURN	R	DM	106
8053	CRYSTAL	O	DM, UM	website
8066	AUBURN	R	DM	106
8264	LARGO	R	DM	61
8348	CRYSTAL	O	DM, UM	website
8442	OVATION	R	DM, UM	81
8448	CRYSTAL	O	DM, UM	website
8650	EILEEN	R	DM,UM	38

Additional models and sizes available on our website:
www.hydrosystem.com

BATHTUB & FITTING COLORS

GEL COAT BATHTUB COLORS

Standard Colors: White | Almond | Biscuit | Bone

Gel Coat colors match all manufacturers fixture colors.

Custom color matching is available at \$ 410 additional list price per order.

ACRYLIC BATHTUB COLORS

Standard Colors: White | Biscuit | Bone

Premium Colors: Black | Ice Grey | Sandbar

\$ 410 additional list price

\$ 1,160 additional list price (freestanding)
(additional lead time required)

HYDROLUXE SS™ BATHTUB COLOR

Standard Colors: White | Almond | Biscuit

Premium Colors: Black | Blue | Carbon | Espresso | Gray
Lime Green | Olive | Pink | Red | Royal Blue | Sky Blue
Violet | Yellow

Custom colors available on all Hydroluxe SS™ bathtubs (Please check with Hydro Systems for pricing and lead time).

WHIRLPOOL JET COLORS

Whirlpool system fittings include jet trim and suction cover, and are available in the following color matched colors:

Biscuit | Silver | Black | White | Bone

COLOR MATCH POLICY

Hydro Systems uses colors developed by the gel-coat and acrylic manufacturers that match the colors used by bathroom fixture manufacturers as closely as possible. In a few cases it has been found that the color or shading of bathroom fixtures varies depending upon the time and location of manufacture.

Hydro Systems also finds that the colors and shading of cast iron, china or plastic fixtures sometimes appear to look different than gel-coat or acrylic as a result of different surface textures, finishes or room lighting. Due to these conditions, Hydro Systems assumes no responsibility for color variations between its bathtubs and products of other manufacturers.

*Check with factory on availability before ordering.
If color is not listed, check with factory for availability.
Color match jets not available for all premium colors.*

ELECTRICAL REQUIREMENTS

OPTION	VOLTS	AMPS	CIRCUIT REQUIREMENTS
Whirlpool	115	13	One 20 amp dedicated GFCI protected
Thermal Air	115	8	One 15 amp dedicated GFCI protected
Combo System	115	13 pump/8 blower	One 20 amp, and One 15 amp dedicated GFCI protected (each)
Hydro Indulge	115	8	One 15 amp dedicated GFCI protected
Inline Heater 1500	115	12.5	One 15 amp dedicated GFCI protected
Inline Heater 600W *	115	6	Shares circuit with whirlpool pump *
Fusion (1500W)	115	12.5	One 15 amp dedicated GFCI protected
Fusion (600W)	115	6	One 15 amp dedicated GFCI protected
BMS (Thermal Air) **	115	12.2	One 20 amp dedicated GFCI protected

* Shares circuit with whirlpool pump

** Back Masseuse System with Thermal Air system only



DESIGNER COLLECTION STANDARD FEATURES

All Designer Collection Whirlpool and Thermal Air bathtubs are delivered pre-plumbed and include these standard features:

- **THERMAL AIR SYSTEM:** Thermal Air Bathtubs are a channel air system, equipped with a 1 H.P. variable speed 600 watt blower, a smart purge system and ozone purification.
- **HEATED BACKREST:** Included on all Designer Whirlpool, Thermal Air & Combo bathtubs.
- **HYDROZONE:** Your very own water sanitizing and cleansing system included on all Designer Thermal Air, Whirlpool, and Combo Systems.
- **WHIRLPOOL JETS:** Six, eight, or ten fully adjustable PVC jets with silent air induction.
- **JET TRIM:** Color matched trim standard on all PVC systems.
- **PIPE:** Rigid Schedule 40 thermally formed PVC pipe, allowing for proper drainage after use, which helps to prevent any mold from building up.
- **PUMP:** 2.25 H.P. 110 volt pump with plug-in cord.
- **EASY INSTALLATION:** Integral Tub E-Z Level platform with pump installed.*
- **NOISE CONTROL:** Sound damping motor pad.
- **CONTROL PANEL:** Hydro “Soft Touch” electronic control panel.
- **WASTE & OVERFLOW:** Color or metallic finish cable waste and overflow included on all Designer bathtubs (polished chrome is default). Add \$550 for all gold finishes. PVC comes standard; please specify if ABS is required.
- **PACKAGING:** All bathtubs are packaged in wood crates or sturdy cardboard boxes for shipping.
- **SHIPPING:** All Designer Collection products are shipped freight prepaid direct to the dealer/distributor.

* Pump installed, standard pump and jet locations only.

OPTIONS & ACCESSORIES

COLORS Additional lead time is required for premium colors

ACRYLIC BATHTUB COLORS	
Standard Colors: Bone White Biscuit	Included
Premium Colors: Black Ice Grey Sandbar	
Drop-in / alcove / corner	\$ 431
Freestanding	\$ 1,218
Matte Finish:	
Drop-in / alcove / corner	\$ 483
Freestanding	\$ 970
Dual Color Option:	\$ 2,142
MODEL/COLOR1/COLOR2 (XXX.XXX.XXX)	

GEL COAT BATHTUB COLORS	
Standard Colors: Almond Bone White Biscuit	Included
Color matching: Available at an additional charge of	\$ 440
(colors match all manufacturers’ fixture colors)	

SURFACES (outside only)	
Faux Metallic: Galvanized [GAL] Weathered Nickel [WN]	\$ 3,370
Metallic: Polished Nickel [PN]	\$ 16,850
MODEL/METAL/COLOR (XXX.XXX.XXX)	

BACK MASSEUSE SYSTEMS

System I - Manual Control (Whirlpool or Combo)	\$ 725
BAC.MA1-XX (PC, PB)	\$ 840
BAC.MA1-XX (SN, BN)	\$ 956
System II - Electronic Control (Whirlpool or Combo)	
BAC.MA2-XXX	\$ 1,460
System III - Electronic Control (Thermal Air)	\$ 2,310
BAC.MA3-XXX	

EXPORT CRATE FRT.EXPCRT	NET \$ 137
----------------------------------	------------

EXTRA HIGH DENSITY HI.DEN	\$ 662
------------------------------------	--------


GRAB BARS (Pair)

Standard Grab Bars GRA.BAR-XXX	
Group 1 - PC or PB	\$ 441
Group 2 - AB, BB, SB, BC, PN, SN, BN	\$ 572
Group 3 - PG, BG, SG	\$ 777
Universal Grab Bars UGB-XXX	
Group 1 - PC or PB	\$ 473
Group 2 - AB, BB, SB, BC, PN, SN, BN	\$ 609
Group 3 - PG, BG, SG	\$ 798

HYDRO BLANKET | BLA.HEA-X

2 Zones	\$ 1,218
3 Zones	\$ 1,523
4 Zones	\$ 1,701
5 Zones (with 2 controls)	\$ 1,922

(Temperature may vary from zone to zone)



Hydro Blanket is not a device intended to heat or maintain water temperatures. Hydro Blanket is designed to warm the bath shell in only zoned areas to a nominal 96°F. The Hydro Blanket control box is designed and intended to be installed within 2 feet of the bathtub. Buyer may purchase the Hydro Systems Tower (optional) to install the control box, or install the control box directly below the tub between the floor joists under the tub. *Please note that the keypad control cable is 6 feet in length. Please consider this when placing the keypad control in the bathtub.*

HYDRO COAT HYC.COA	\$ 305
-----------------------------	--------

HYDRO EXPRESS

69.104-HYD.EXP	NET \$ 140
Freestanding Collection	NET \$ 250

Move your order up the front of the line to get it manufactured quicker. Does not change ship time. *Please contact Hydro Systems for lead times on Hydro Express. Hydro Systems must receive your order prior to 10:00 a.m. (PST). Order must be marked “Hydro Express.”* Hydro Express can only accept a fixed number of express orders every day. Hydro Express does not reflect delivery time. Hydro Expresses are non-cancellable. No Hydro Express available on Jacqueline tub.

HYDRO FUSION

Recirculating heater that will maintain bathing water temperature. *Not available on freestanding models.*

Hydro Fusion (Tub Only) 29.102	\$ 798
Hydro Fusion with Ozone (Tub Only) 29.103	\$ 1,082
Hydro Fusion (TA, Whirlpool, Combo) 29.107	\$ 1,208

HYDRO INDULGE HYD.IND	\$ 2,646
--------------------------------	----------

Infuses water with millions of oxygen rich microbubbles. Helps with many skin conditions. *Not available on freestanding models.*

HYDROZONE UV COMBO SYSTEM | OZUV.XXX

Only for whirlpool and combo systems.

110 V OZUV.110	\$ 935	220 V OZUV.220	\$ 935
------------------	--------	------------------	--------

INLINE HEATER

Whirlpool and Combo Systems only. No dedicated GFI required for 6 amp models.

12.50 Amps 1.5 KW - 110V 27.100	\$ 651
6.25 Amps 1.5 KW - 220V 27.101	\$ 704
6.00 Amps 0.75 KW 27.103	\$ 583

ISLAND TUB DRAIN | ITD.XXX

Helps reduce installation time on all freestanding tubs.

ABS, PVC ITD.ABS ITD.PVC	\$ 341
Cast Iron ITD.CST	\$ 415

OPTIONS & ACCESSORIES

JETS

Installed per jet price for extra jets added to standard system price. All metallic finishes come with colored eyeball. *Please note that a maximum of 4 Jumbo Jets is recommended, to avoid loss of water pressure.*

Additional Jumbo or Rotating Jet	
JET.JJ-XX JET.JR-XX	
Color Trim	\$ 200
Group 1 - PC or PB	\$ 231
Group 2 - AB, BB, MB, SB, BC, SC, BN, PN, SN	\$ 273
Group 3 - PG, BG, SG	\$ 315

Additional Standard or Swirling Jet	
JET.STD-XX JET.SWI-XX	
Color Trim	\$ 189
Group 1 - PC or PB	\$ 221
Group 2 - AB, BB, MB, SB, BC, SC, BN, PN, SN	\$ 268
Group 3 - PG, BG, SG	\$ 305

Jumbo Jet Upgrade JUP.JJ-XX	\$ 100
--------------------------------------	--------

Rotating Jet Upgrade JUP.JR-XX	\$ 100
---	--------

Swirling Jet Upgrade JUP.SWI-XX	\$ 63
<i>(Per jet substitution price added to standard system price)</i>	

Micro Therapy Jet MTJ.XXX	\$ 179
BIS, BLA, BON, SIL, WHI	

Custom Jet Locations 69.116-CUS.JET	No Charge
<i>(Must include drawing of locations)</i>	

JET PLATING FOR PVC WHIRLPOOL SYSTEMS

Clear / Brass / Chrome. Trim kit covers jet escutcheons, suction, and electronic soft touch pad. *Per jet substitution price added to standard system price. All metallic finishes come with colored eyeball.*

Group 1 PC or PB	
6 Jets PLA.06-XX	\$ 357
8 Jets PLA.08-XX	\$ 457
10 Jets PLA.10-XX	\$ 483

Group 2 AB, BB, MB, SB, BC, SC, BN, PN, SN	
6 Jets	\$ 662
8 Jets	\$ 893
10 Jets	\$ 1029

Group 3 PG, BG	
6 Jets	\$ 877
8 Jets	\$1,118
10 Jets	\$1,250

LCD TEMP. READOUT KEYPAD LCD.UPG	\$ 510
---	--------

Upgrade only, must have a keypad controlled system to purchase.

LIGHTING

LED Bath Light Chromotherapy System LIG.LED	\$ 662
---	--------

LOW WATER PROTECTION (Includes 30 minute timer)

110V LOW.WAT-110	\$ 341
220V LOW.WAT-220	\$ 368

MICRO MOUNT 69.140MCREDG	\$ 126
-----------------------------------	--------

The micro mount reduces the standard edge profile of the tub to a nominal ½. Not available on tub models with edge detail.



MOLDED ARMRESTS

2 Armrests (one pair) ARM.MOL-2	\$ 137
4 Armrests (two pairs) ARM.MOL-4	\$ 273

Not available on every model. Please check with Hydro Systems for lead-time impact. First order of each model will require additional time to manufacture the mold. Some molded armrests add an interior detail line to the bathtub, please check with Hydro Systems. Specify quantity and location on order.

NECK MASSEUSE JET PILLOW PIL.NEC-XX	\$ 683
--	--------

Available in black, bone and white. Not available on all models.

PADDED HEADREST PILLOW 41.128 (Black only)	\$ 137
---	--------

PUMPS

Custom Pump Locations 69.116-CUS.PMP	No Charge
<i>(Drawing of pump locations is required)</i>	

Pump Upgrades PMP.UP	\$ 289
110V to 220V on 2.25 H.P. only	

REMOTE CONTROL REM.CON	\$ 609
---------------------------------	--------

Available on most packages. It allows universal programming for other components. Remote control replaces keypad.

SKIRTS

Corner Skirt SKI.COR	
Factory installed to reduce installation time & cost. Adds approximately 2" to framing height dimension.	
Acrylic (Skirt for Courtney) SKI.COU-XXX	\$ 720
Acrylic (Standard Colors)	\$ 1,097
Acrylic (Premium Colors)	\$ 1,365



Integral Skirt	
Factory installed to reduce installation time & cost. Adds approximately 2" to framing height dimension. Available 60", 66" & 72"(access panel only), factory installed. <i>No access panel on Tub Only models.</i>	

Gel Coat SKI.XXG-XXX	\$ 630
Acrylic (Standard Colors) SKI.XXA-XXX	\$ 720
Acrylic (Premium Colors) SKI.XXA-XXX	\$ 815



Integral Skirt Access Panel SKI.INT-PAN	\$ 194
Removable panel for Sydney models only	



Sydney-T Skirt SKI.SYT	\$ 194
No access panel. This new skirt addition gives the modern Sydney a much more traditional look.	



Molded Skirt Panels	
<i>Additional lead time required; check with factory.</i>	
Added to any rectangular tub without an edge detail. "Seamed" skirt will have a seam between skirt and tub. "Seamless" will not have a seam between the skirt and tub. These skirts WILL NOT provide pump/blower access. REMINDER - Make sure to order a molded flange, if necessary.	

Seamed	
1 sided* See Zen Skirt	\$ 719
2 sided* SKI.SMD-2	\$ 2,237
3 sided* SKI.SMD-3	\$ 2,940
4 sided* SKI.SMD-4	\$ 3,770

Seamless	
1 sided* SKI.SML-1	\$ 1,979
2 sided* SKI.SML-2	\$ 2,993
3 sided* SKI.SML-3	\$ 4,011
4 sided* SKI.SML-4	\$ 5,035

Premium Colors (additional price and lead time)	\$ 1,165
---	----------

**Specify which sides on worksheet.*



Seamed (Visible Seam)



Seamless (No Seam)

Floating Skirt <i>(option for seamless skirt only)</i>	
The floating skirt is designed to give your skirted tub a smaller footprint in the bath. Typically it is a 3" inset that is 5-7" tall. This does not increase the overall height of the skirted tub. Toe-kick portion comes unfinished, ready to finish to your decor.	

	SKI.FLO-SML1	\$ 656
	SKI.FLO-SML2	\$ 1,302
	SKI.FLO-SMLX	\$ 1,953

Zen Skirt SKI.ZEN-XX	
One-Sided Seamed Skirt. Acrylic. Available 60", 66" & 72". <i>Factory installed. No access panel. Adds approximately 2" to height of tub.</i>	



Standard Color	\$ 719
Premium Color	\$ 793

OPTIONS & ACCESSORIES

TILE FLANGES FLA.MO-X	\$ 200
--------------------------------	--------

Must be specified at time of order (1, 2, 3, or 4 Sided). *Not available on all models.*



TOWER | TOW-XX

Tower can be added to any of our freestanding models, allowing you to use traditional Roman faucets. *Must be ordered with tub to ensure proper fit.*

18" or 24"	\$ 1,218
25" - 30"	\$ 1,218
31" - 36"	\$ 1,334
37" - 42"	\$ 1,449
43" - 48"	\$ 1,565
49" - 54"	\$ 1,680
55" - 60"	\$ 1,796



Access Panel	NET \$ 150
--------------	------------

WALK-IN FINISH UPGRADE	\$ 1,523
-------------------------------	----------

Handle, grab bar, waste & overflow.

WASTE & OVERFLOW WOV.XX	INCLUDED
--------------------------------------	----------

Cable W/O	No Charge
(WHI, BIS, PC, PB, PN, BC, BB, BN, MB, SC, SB, SN, ORB, PE)	

Cable W/O - Gold Finish Upgrade (PG, BG)	\$ 609
---	--------

Integral W/O (Std. round) IWO.XX	\$ 341
Waste and overflow manufactured as part of the bath. Comes standard as a round overflow cover. Drain will be a tip-toe style and drain outlet will be a direct drain.	

Linear Integral W/O LWO-XXX	\$ 341
Waste and overflow manufactured as part of the bath. Drain will be a tip-toe style and drain outlet will be a direct drain.	

Solid Brass Upgrade SBR.UP	NET \$ 105
-------------------------------------	------------

WATERFALL FILL SPOUT WAT.FIL	\$ 683
---------------------------------------	--------

Integrally molded. *Not available on all models.* Recirculating Option for Waterfall Fill Spout | WAT.REC \$ 389

AIMEE

72”L x 36”W x 24”D
Includes armrests



MODEL / PRICING

AIM7236ATO	Tub Only	\$ 3,775	AIM7236ATA	Thermal Air	\$ 6,110
AIM7236AWP	Whirlpool (6)	\$ 6,334	AIM7236ACO	Combo System	\$ 7,865

COLORS *Additional lead time is required for premium colors*

ACRYLIC BATHTUB COLORS	
Standard Colors: Bone White Biscuit	Included
Premium Colors: Black Ice Grey Sandbar	\$ 431
Matte Finish:	NET \$ 483

BACK MASSEUSE SYSTEMS *Additional finishes on page 15*

System I - Manual Control (WP/CO) BAC.MA1-XXX	\$ 725
System II - Electronic Control (WP/CO) BAC.MA2-XXX	\$ 1,460
System III - Electronic Control (TA) BAC.MA3-XXX	\$ 2,310

EXPORT CRATE FRT.EXPCRT	NET \$ 137
----------------------------------	------------

EXTRA HIGH DENSITY HI.DEN	\$ 662
------------------------------------	--------

GRAB BARS (Pair) *Additional finishes on page 15*

Standard Grab Bars GRA.BAR-XXX (Group 1 - PC or PB)	\$ 441
Universal Grab Bars UGB-XXX (Group 1 - PC or PB)	\$ 473

HYDRO BLANKET BLA.HEA-X	
----------------------------------	--

2 Zones	\$ 1,218
3 Zones	\$ 1,523
4 Zones	\$ 1,701
5 Zones (with 2 controls)	\$ 1,922

HYDRO COAT HYC.COA	\$ 305
-----------------------------	--------

HYDRO EXPRESS 69.104-HYD.EXP	NET \$ 140
---------------------------------------	------------

HYDRO FUSION

Hydro Fusion (Tub Only) 29.102	\$ 798
Hydro Fusion with Ozone (Tub Only) 29.103	\$ 1,082
Hydro Fusion (TA, Whirlpool, Combo) 29.107	\$ 1,208

HYDRO INDULGE HYD.IND	\$ 2,646
--------------------------------	----------

HYDROZONE UV COMBO SYSTEM | OZUV.XXX

Whirlpool and Combo Systems only	
110 V OZUV.110	\$ 935
220 V OZUV.220	\$ 935

INLINE HEATER *Whirlpool and Combo Systems only*

No dedicated GFI required for 6 amp models.

12.50 Amps 1.5 KW - 110V 27.100	\$ 651
6.25 Amps 1.5 KW - 220V 27.101	\$ 704
6.00 Amps 0.75 KW 27.103	\$ 583

ALEXIS

60”L x 48”W x 20”D



MODEL / PRICING

ALE6048ATO	Tub Only	\$ 2,557	ALE6048ATA	Thermal Air	\$ 5,243
ALE6048AWP	Whirlpool (8)	\$ 5,350	ALE6048ACO	Combo System	\$ 7,313

COLORS *Additional lead time is required for premium colors*

ACRYLIC BATHTUB COLORS	
Standard Colors: Bone White Biscuit	Included
Premium Colors: Black Ice Grey Sandbar	\$ 431
Matte Finish:	NET \$ 483

BACK MASSEUSE SYSTEMS *Additional finishes on page 15*

System I - Manual Control (WP/CO) BAC.MA1-XXX	\$ 725
System II - Electronic Control (WP/CO) BAC.MA2-XXX	\$ 1,460
System III - Electronic Control (TA) BAC.MA3-XXX	\$ 2,310

EXPORT CRATE FRT.EXPCRT	NET \$ 137
----------------------------------	------------

EXTRA HIGH DENSITY HI.DEN	\$ 662
------------------------------------	--------

GRAB BARS (Pair) *Additional finishes on page 15*

Standard Grab Bars GRA.BAR-XXX (Group 1 - PC or PB)	\$ 441
Universal Grab Bars UGB-XXX (Group 1 - PC or PB)	\$ 473

HYDRO BLANKET BLA.HEA-X	
----------------------------------	--

2 Zones	\$ 1,218
3 Zones	\$ 1,523
4 Zones	\$ 1,701
5 Zones (with 2 controls)	\$ 1,922

HYDRO COAT HYC.COA	\$ 305
-----------------------------	--------

HYDRO EXPRESS 69.104-HYD.EXP	NET \$ 140
---------------------------------------	------------

HYDRO FUSION

Hydro Fusion (Tub Only) 29.102	\$ 798
Hydro Fusion with Ozone (Tub Only) 29.103	\$ 1,082
Hydro Fusion (TA, Whirlpool, Combo) 29.107	\$ 1,208

HYDRO INDULGE HYD.IND	\$ 2,646
--------------------------------	----------

HYDROZONE UV COMBO SYSTEM | OZUV.XXX

Whirlpool and Combo Systems only	
110 V OZUV.110	\$ 935
220 V OZUV.220	\$ 935

INLINE HEATER *Whirlpool and Combo Systems only*

No dedicated GFI required for 6 amp models.

12.50 Amps 1.5 KW - 110V 27.100	\$ 651
6.25 Amps 1.5 KW - 220V 27.101	\$ 704
6.00 Amps 0.75 KW 27.103	\$ 583

JETS *Additional finishes on page 15*

Additional Jumbo or Rotating Jet (JET.JJ-XX JET.JR-XX)	
Group 1 - PC or PB	\$ 231
Additional Standard or Swirling Jet (JET.STD-XX JET.SWI-XX)	
Group 1 - PC or PB	\$ 221
Jumbo Jet Upgrade JUP.JJ-XX	\$ 100
Rotating Jet Upgrade JUP.JR-XX	\$ 100
Swirling Jet Upgrade JUP.SWI-XX	\$ 63
Micro Therapy Jet MTJ.XXX (BIS, BLA, BON, SIL, WHI)	\$ 179
Custom Jet Locations 69.116-CUS.JET	No Charge
<i>(Must include drawing of locations)</i>	

JET PLATING *For jet plating options go to page 16*

LCD TEMP. READOUT KEYPAD LCD.UPG	\$ 510
---	--------

Upgrade only, must have a keypad controlled system to purchase.

LIGHTING LED Bath Light Chromatherapy System LIG.LED	\$ 662
---	--------

LOW WATER PROTECTION (Includes 30 minute timer)

110V LOW.WAT-110	\$ 341
220V LOW.WAT-220	\$ 368

MICRO MOUNT 69.140MCREDG	\$ 126
-----------------------------------	--------

MOLDED ARMRESTS

<i>Some molded armrests add an interior detail line to the bathtub</i>	
2 Armrests (one pair) ARM.MOL-2	\$ 137

NECK MASSEUSE JET PILLOW PIL.NEC-XX	\$ 683
--	--------

Available in black, bone and white.

PADDED HEADREST PILLOW 41.128 (Black only)	\$ 137
---	--------

PUMPS **Custom Pump Locations** | 69.116-CUS.PMP

Pump Upgrades PMP.UP (110V to 220V on 2.25 H.P. only)	\$ 289
--	--------

REMOTE CONTROL REM.CON	\$ 609
---------------------------------	--------

Must have system to purchase

SKIRTS *For skirt options go to pages 16-17*

TILE FLANGES FLA.MO-X	\$ 200
--------------------------------	--------

UNDERMOUNT UNDRMT	No Charge
----------------------------	-----------

WASTE & OVERFLOW | WOV.XX INCLUDED

Integral W/O (Std. round) IWO.XX	\$ 341
Linear Integral W/O LWO-XXX	\$ 341
<i>Additional finishes on page 17</i>	

ANGEL

66”L x 42”W x 22”D - center drain
72”L x 42”W x 22”D - end drain
72”L x 42”W x 22”D - center drain



MODEL / PRICING

ANG6642ATO	Tub Only	\$ 2,599	ANE7242ATO	Tub Only	\$ 2,657	ANG7242ATO	Tub Only	\$ 2,657
ANG6642AWP	Whirlpool (8)	\$ 5,864	ANE7242AWP	Whirlpool (8)	\$ 6,158	ANG7242AWP	Whirlpool (8)	\$ 6,158
ANG6642ATA	Thermal Air	\$ 5,928	ANE7242ATA	Thermal Air	\$ 6,217	ANG7242ATA	Thermal Air	\$ 6,217
ANG6642ACO	Combo System	\$ 7,838	ANE7242ACO	Combo System	\$ 8,121	ANG7242ACO	Combo System	\$ 8,121

COLORS *Additional lead time is required for premium colors*

ACRYLIC BATHTUB COLORS	
Standard Colors: Bone White Biscuit	Included
Premium Colors: Black Ice Grey Sandbar	\$ 431
Matte Finish:	NET \$ 483

BACK MASSEUSE SYSTEMS *Additional finishes on page 15*

System I - Manual Control (WP/CO) BAC.MA1-XXX	\$ 725
System II - Electronic Control (WP/CO) BAC.MA2-XXX	\$ 1,460
System III - Electronic Control (TA) BAC.MA3-XXX	\$ 2,310

EXPORT CRATE FRT.EXPCRT	NET \$ 137
----------------------------------	------------

EXTRA HIGH DENSITY HI.DEN	\$ 662
------------------------------------	--------

GRAB BARS (Pair) *Additional finishes on page 15*

Standard Grab Bars GRA.BAR-XXX (Group 1 - PC or PB)	\$ 441
Universal Grab Bars UGB-XXX (Group 1 - PC or PB)	\$ 473

HYDRO BLANKET | BLA.HEA-X

2 Zones	\$ 1,218
3 Zones	\$ 1,523
4 Zones	\$ 1,701
5 Zones (with 2 controls)	\$ 1,922

HYDRO COAT HYC.COA	\$ 305
-----------------------------	--------

HYDRO EXPRESS 69.104-HYD.EXP	NET \$ 140
---------------------------------------	------------

HYDRO FUSION

Hydro Fusion (Tub Only) 29.102	\$ 798
Hydro Fusion with Ozone (Tub Only) 29.103	\$ 1,082
Hydro Fusion (TA, Whirlpool, Combo) 29.107	\$ 1,208

HYDRO INDULGE HYD.IND	\$ 2,646
--------------------------------	----------

HYDROZONE UV COMBO SYSTEM | OZUV.XXX

Whirlpool and Combo Systems only	
110 V OZUV.110	\$ 935
220 V OZUV.220	\$ 935

INLINE HEATER *Whirlpool and Combo Systems only*

No dedicated GFI required for 6 amp models.

12.50 Amps 1.5 KW - 110V 27.100	\$ 651
6.25 Amps 1.5 KW - 220V 27.101	\$ 704
6.00 Amps 0.75 KW 27.103	\$ 583

ASHLEY

60”L x 48”W x 18”D
72”L x 48”W x 18”D
Includes armrests & pillows



MODEL / PRICING

ASH6048ATO	Tub Only	\$ 3,455	ASH7248ATO	Tub Only	\$ 3,528
ASH6048AWP	Whirlpool (8)	\$ 6,281	ASH7248AWP	Whirlpool (8)	\$ 6,409
ASH6048ATA	Thermal Air	\$ 6,260	ASH7248ATA	Thermal Air	\$ 6,388
ASH6048ACO	Combo System	\$ 7,758	ASH7248ACO	Combo System	\$ 7,918

COLORS *Additional lead time is required for premium colors*

ACRYLIC BATHTUB COLORS	
Standard Colors: Bone White Biscuit	Included
Premium Colors: Black Ice Grey Sandbar	\$ 431
Matte Finish:	NET \$ 483

BACK MASSEUSE SYSTEMS *Additional finishes on page 15*

System I - Manual Control (WP/CO) BAC.MA1-XXX	\$ 725
System II - Electronic Control (WP/CO) BAC.MA2-XXX	\$ 1,460
System III - Electronic Control (TA) BAC.MA3-XXX	\$ 2,310

EXPORT CRATE FRT.EXPCRT	NET \$ 137
----------------------------------	------------

EXTRA HIGH DENSITY HI.DEN	\$ 662
------------------------------------	--------

GRAB BARS (Pair) *Additional finishes on page 15*

Standard Grab Bars GRA.BAR-XXX (Group 1 - PC or PB)	\$ 441
Universal Grab Bars UGB-XXX (Group 1 - PC or PB)	\$ 473

HYDRO BLANKET | BLA.HEA-X

2 Zones	\$ 1,218
3 Zones	\$ 1,523
4 Zones	\$ 1,701
5 Zones (with 2 controls)	\$ 1,922

HYDRO COAT HYC.COA	\$ 305
-----------------------------	--------

HYDRO EXPRESS 69.104-HYD.EXP	NET \$ 140
---------------------------------------	------------

HYDRO FUSION

Hydro Fusion (Tub Only) 29.102	\$ 798
Hydro Fusion with Ozone (Tub Only) 29.103	\$ 1,082
Hydro Fusion (TA, Whirlpool, Combo) 29.107	\$ 1,208

HYDRO INDULGE HYD.IND	\$ 2,646
--------------------------------	----------

HYDROZONE UV COMBO SYSTEM | OZUV.XXX

Whirlpool and Combo Systems only	
110 V OZUV.110	\$ 935
220 V OZUV.220	\$ 935

INLINE HEATER *Whirlpool and Combo Systems only*

No dedicated GFI required for 6 amp models.

12.50 Amps 1.5 KW - 110V 27.100	\$ 651
6.25 Amps 1.5 KW - 220V 27.101	\$ 704
6.00 Amps 0.75 KW 27.103	\$ 583

JETS *Additional finishes on page 15*

Additional Jumbo or Rotating Jet (JET.JJ-XX JET.JR-XX)	\$ 231
Additional Standard or Swirling Jet (JET.STD-XX JET.SWI-XX)	\$ 221
Jumbo Jet Upgrade JUP.JJ-XX	\$ 100
Rotating Jet Upgrade JUP.JR-XX	\$ 100

BACK MASSEUSE SYSTEMS *Additional finishes on page 15*

System I - Manual Control (WP/CO) BAC.MA1-XXX	\$ 725
System II - Electronic Control (WP/CO) BAC.MA2-XXX	\$ 1,460
System III - Electronic Control (TA) BAC.MA3-XXX	\$ 2,310

EXPORT CRATE FRT.EXPCRT	NET \$ 137
----------------------------------	------------

EXTRA HIGH DENSITY HI.DEN	\$ 662
------------------------------------	--------

GRAB BARS (Pair) *Additional finishes on page 15*

Standard Grab Bars GRA.BAR-XXX (Group 1 - PC or PB)	\$ 441
Universal Grab Bars UGB-XXX (Group 1 - PC or PB)	\$ 473

HYDRO BLANKET | BLA.HEA-X

2 Zones	\$ 1,218
3 Zones	\$ 1,523
4 Zones	\$ 1,701
5 Zones (with 2 controls)	\$ 1,922

HYDRO COAT HYC.COA	\$ 305
-----------------------------	--------

HYDRO EXPRESS 69.104-HYD.EXP	NET \$ 140
---------------------------------------	------------

HYDRO FUSION

Hydro Fusion (Tub Only) 29.102	\$ 798
Hydro Fusion with Ozone (Tub Only) 29.103	\$ 1,082
Hydro Fusion (TA, Whirlpool, Combo) 29.107	\$ 1,208

HYDRO INDULGE HYD.IND	\$ 2,646
--------------------------------	----------

HYDROZONE UV COMBO SYSTEM | OZUV.XXX

Whirlpool and Combo Systems only	
110 V OZUV.110	\$ 935
220 V OZUV.220	\$ 935

INLINE HEATER *Whirlpool and Combo Systems only*

No dedicated GFI required for 6 amp models.

12.50 Amps 1.5 KW - 110V 27.100	\$ 651
6.25 Amps 1.5 KW - 220V 27.101	\$ 704
6.00 Amps 0.75 KW 27.103	\$ 583

ATLANDIA

74”L x 48”W x 21”D
Includes armrests & pillow



MODEL / PRICING

ATL7448ATO	Tub Only	\$ 3,507	ATL7448ATA	Thermal Air	\$ 6,356
ATL7448AWP	Whirlpool (8)	\$ 6,324	ATL7448ACO	Combo System	\$ 8,474

CARLI

60”L x 36”W x 19”D- end drain
66”L x 36”W x 25”D- center drain
72”L x 40”W x 27”D- end drain

Available as freestanding model,
see Picasso page 81



MODEL / PRICING

CAR6036ATO	Tub Only	\$ 2,552	CAR6636ATO	Tub Only	\$ 3,287	CAR7240ATO	Tub Only	\$ 3,402
CAR6036AWP	Whirlpool (6)	\$ 4,628	CAR6636AWP	Whirlpool (6)	\$ 5,922	CAR7240AWP	Whirlpool (6)	\$ 6,029
CAR6036ATA	Thermal Air	\$ 5,190	CAR6636ATA	Thermal Air	\$ 5,848	CAR7240ATA	Thermal Air	\$ 5,971
CAR6036ACO	Combo System	\$ 7,073	CAR6636ACO	Combo System	\$ 7,517	CAR7240ACO	Combo System	\$ 7,966

COLORS *Additional lead time is required for premium colors*

ACRYLIC BATHTUB COLORS	
Standard Colors: Bone White Biscuit	Included
Premium Colors: Black Ice Grey Sandbar	\$ 431
Matte Finish:	NET \$ 483

BACK MASSEUSE SYSTEMS *Additional finishes on page 15*

System I - Manual Control (WP/CO) BAC.MA1-XXX	\$ 725
System II - Electronic Control (WP/CO) BAC.MA2-XXX	\$ 1,460
System III - Electronic Control (TA) BAC.MA3-XXX	\$ 2,310

EXPORT CRATE FRT.EXPCRT	NET \$ 137
----------------------------------	------------

EXTRA HIGH DENSITY HI.DEN	\$ 662
------------------------------------	--------

GRAB BARS (Pair) *Additional finishes on page 15*

Standard Grab Bars GRA.BAR-XXX (Group 1 - PC or PB)	\$ 441
Universal Grab Bars UGB-XXX (Group 1 - PC or PB)	\$ 473

HYDRO BLANKET | BLA.HEA-X

2 Zones	\$ 1,218
3 Zones	\$ 1,523
4 Zones	\$ 1,701
5 Zones (with 2 controls)	\$ 1,922

HYDRO COAT HYC.COA	\$ 305
-----------------------------	--------

HYDRO EXPRESS 69.104-HYD.EXP	NET \$ 140
---------------------------------------	------------

HYDRO FUSION

Hydro Fusion (Tub Only) 29.102	\$ 798
Hydro Fusion with Ozone (Tub Only) 29.103	\$ 1,082
Hydro Fusion (TA, Whirlpool, Combo) 29.107	\$ 1,208

HYDRO INDULGE HYD.IND	\$ 2,646
--------------------------------	----------

HYDROZONE UV COMBO SYSTEM | OZUV.XXX

Whirlpool and Combo Systems only	
110 V OZUV.110	\$ 935
220 V OZUV.220	\$ 935

INLINE HEATER *Whirlpool and Combo Systems only*

<i>No dedicated GFI required for 6 amp models.</i>	
12.50 Amps 1.5 KW - 110V 27.100	\$ 651
6.25 Amps 1.5 KW - 220V 27.101	\$ 704
6.00 Amps 0.75 KW 27.103	\$ 583

JETS *Additional finishes on page 15*

Additional Jumbo or Rotating Jet (JET.JJ-XX JET.JR-XX)	
Group 1 - PC or PB	\$ 231
Additional Standard or Swirling Jet (JET.STD-XX JET.SWI-XX)	
Group 1 - PC or PB	\$ 221
Jumbo Jet Upgrade JUP.JJ-XX	\$ 100
Rotating Jet Upgrade JUP.JR-XX	\$ 100
Swirling Jet Upgrade JUP.SWI-XX	\$ 63
Micro Therapy Jet MTJ.XXX (BIS, BLA, BON, SIL, WHI)	\$ 179
Custom Jet Locations 69.116-CUS.JET	No Charge
<i>(Must include drawing of locations)</i>	

JET PLATING *For jet plating options go to page 16*

LCD TEMP. READOUT KEYPAD LCD.UPG	\$ 510
---	--------

Upgrade only, must have a keypad controlled system to purchase.

LIGHTING LED Bath Light Chromotherapy System LIG.LED	\$ 662
---	--------

LOW WATER PROTECTION (Includes 30 minute timer)

110V LOW.WAT-110	\$ 341
220V LOW.WAT-220	\$ 368

PUMPS

Custom Pump Locations 69.116-CUS.PMP	No Charge
Pump Upgrades PMP.UP (110V to 220V on 2.25 H.P. only)	\$ 289

REMOTE CONTROL REM.CON	\$ 609
---------------------------------	--------

Must have system to purchase

SKIRTS *For skirt options go to pages 16-17*

TILE FLANGES FLA.MO-X	\$ 200
--------------------------------	--------

WASTE & OVERFLOW | WOV.XX INCLUDED

Integral W/O (Std. round) IWO.XX	\$ 341
Linear Integral W/O LWO-XXX	\$ 341
<i>Additional finishes on page 17</i>	

COLORS *Additional lead time is required for premium colors*

ACRYLIC BATHTUB COLORS	
Standard Colors: Bone White Biscuit	Included
Premium Colors: Black Ice Grey Sandbar	\$ 431
Matte Finish:	NET \$ 483

EXPORT CRATE FRT.EXPCRT	NET \$ 137
----------------------------------	------------

EXTRA HIGH DENSITY HI.DEN	\$ 662
------------------------------------	--------

GRAB BARS (Pair) *Additional finishes on page 15*

Standard Grab Bars GRA.BAR-XXX (Group 1 - PC or PB)	\$ 441
Universal Grab Bars UGB-XXX (Group 1 - PC or PB)	\$ 473

HYDRO BLANKET | BLA.HEA-X

2 Zones	\$ 1,218
3 Zones	\$ 1,523
4 Zones	\$ 1,701
5 Zones (with 2 controls)	\$ 1,922

HYDRO COAT HYC.COA	\$ 305
-----------------------------	--------

HYDRO EXPRESS 69.104-HYD.EXP	NET \$ 140
---------------------------------------	------------

HYDRO FUSION

Hydro Fusion (Tub Only) 29.102	\$ 798
Hydro Fusion with Ozone (Tub Only) 29.103	\$ 1,082
Hydro Fusion (TA, Whirlpool, Combo) 29.107	\$ 1,208

HYDRO INDULGE HYD.IND	\$ 2,646
--------------------------------	----------

HYDROZONE UV COMBO SYSTEM | OZUV.XXX

Whirlpool and Combo Systems only	
110 V OZUV.110	\$ 935
220 V OZUV.220	\$ 935

INLINE HEATER *Whirlpool and Combo Systems only*

<i>No dedicated GFI required for 6 amp models.</i>	
12.50 Amps 1.5 KW - 110V 27.100	\$ 651
6.25 Amps 1.5 KW - 220V 27.101	\$ 704
6.00 Amps 0.75 KW 27.103	\$ 583

JETS *Additional finishes on page 15*

Additional Jumbo or Rotating Jet (JET.JJ-XX JET.JR-XX)	
Group 1 - PC or PB	\$ 231
Additional Standard or Swirling Jet (JET.STD-XX JET.SWI-XX)	
Group 1 - PC or PB	\$ 221
Jumbo Jet Upgrade JUP.JJ-XX	\$ 100
Rotating Jet Upgrade JUP.JR-XX	\$ 100
Swirling Jet Upgrade JUP.SWI-XX	\$ 63
Micro Therapy Jet MTJ.XXX (BIS, BLA, BON, SIL, WHI)	\$ 179
Custom Jet Locations 69.116-CUS.JET	No Charge
<i>(Must include drawing of locations)</i>	

JET PLATING *For jet plating options go to page 16*

LCD TEMP. READOUT KEYPAD LCD.UPG	\$ 510
---	--------

Upgrade only, must have a keypad controlled system to purchase.

LIGHTING LED Bath Light Chromotherapy System LIG.LED	\$ 662
---	--------

LOW WATER PROTECTION (Includes 30 minute timer)

110V LOW.WAT-110	\$ 341
220V LOW.WAT-220	\$ 368

NECK MASSEUSE JET PILLOW PIL.NEC-XX	\$ 683
--	--------

Available in black, bone and white.

PADDED HEADREST PILLOW 41.128 (Black only)	\$ 137
---	--------

PUMPS

Custom Pump Locations 69.116-CUS.PMP	No Charge
Pump Upgrades PMP.UP (110V to 220V on 2.25 H.P. only)	\$ 289

REMOTE CONTROL REM.CON	\$ 609
---------------------------------	--------

Must have system to purchase

TILE FLANGES FLA.MO-X	\$ 200
--------------------------------	--------

WASTE & OVERFLOW | WOV.XX INCLUDED

Integral W/O (Std. round) IWO.XX	\$ 341
Linear Integral W/O LWO-XXX	\$ 341
<i>Additional finishes on page 17</i>	

CASEY

60”L x 38”W x 19”D - side-center drain
66”L x 38”W x 19”D - side-center drain
W/O Included
Remote blower required for Thermal Air system
Available as drop-in model, see Galaxie page 48



MODEL / PRICING

CAS6038ATO	Tub Only	\$ 4,415	CAS6638ATO	Tub Only	\$ 4,494
CAS6038ATA	Thermal Air	\$ 6,661	CAS6638ATA	Thermal Air	\$ 6,704

COLORS *Additional lead time is required for premium colors*

ACRYLIC BATHTUB COLORS	
Standard Colors: Bone White Biscuit	Included
Premium Colors: Black Ice Grey Sandbar	\$ 1,218
Matte Finish:	\$ 1,180
Dual Color Option:	\$ 2,142
MODEL/COLOR1/COLOR2 (XXX.XXX.XXX)	
SURFACES (outside only)	
Faux Metallic: Galvanized [GAL] Weathered Nickel [WN]	\$ 3,370
Metallic: Polished Nickel [PN]	\$ 16,850
MODEL/METAL/COLOR (XXX.XXX.XXX)	

EXPORT CRATE FRT.EXPCRT	NET \$ 137
----------------------------------	------------

EXTRA HIGH DENSITY HI.DEN	\$ 662
------------------------------------	--------

GRAB BARS (Pair)	
Standard Grab Bars GRA.BAR-XXX	
Group 1 - PC or PB	\$ 441
Group 2 - AB, BB, SB, BC, PN, SN, BN	\$ 572
Group 3 - PG, BG, SG	\$ 777
Universal Grab Bars UGB-XXX	
Group 1 - PC or PB	\$ 473
Group 2 - AB, BB, SB, BC, PN, SN, BN	\$ 609
Group 3 - PG, BG, SG	\$ 798

HEATED BACKREST	INCLUDED ON THERMAL AIR
------------------------	-------------------------

HYDRO BLANKET BLA.HEA-X	
2 Zones	\$ 1,218
3 Zones	\$ 1,523
4 Zones	\$ 1,701
5 Zones (with 2 controls)	\$ 1,922

HYDRO COAT HYC.COA	\$ 305
-----------------------------	--------

HYDRO EXPRESS 69.104-HYD.EXP	NET \$ 250
---------------------------------------	------------

HYDROZONE	INCLUDED ON THERMAL AIR
------------------	-------------------------

ISLAND TUB DRAIN ITD.XXX	
-----------------------------------	--

ABS, PVC ITD.ABS ITD.PVC	\$ 341
Cast Iron ITD.CST	\$ 415

LCD TEMP. READOUT KEYPAD LCD.UPG	\$ 510
---	--------

Upgrade only, must have a keypad controlled system to purchase.

LIGHTING LED Bath Light Chromotherapy System LIG.LED	\$ 662
---	--------

MOLDED ARMRESTS	
------------------------	--

<i>Some molded armrests add an interior detail line to the bathtub</i>	
2 Armrests (one pair) ARM.MOL-2	\$ 137
4 Armrests (two pairs) ARM.MOL-4	\$ 273

PADDED HEADREST PILLOW 41.128 (Black only)	\$ 137
---	--------

REMOTE CONTROL REM.CON	\$ 609
---------------------------------	--------

Must have thermal air system to purchase

WASTE & OVERFLOW	
Integral W/O (Std. round) IWO.XX	INCLUDED
WHI, BIS, PC, PB, PN, BC, BB, BN, SC, SB, SN, ORB, PE	No Charge
Gold Finish Upgrade (PG, BG)	\$ 609

Linear Integral W/O LWO-XXX	NO CHARGE UPGRADE
--------------------------------------	-------------------

CASSI

60”L x 42”W x 24”D
Includes armrests



MODEL / PRICING

CAS6042ATO	Tub Only	\$ 3,812	CAS6042ATA	Thermal Air	\$ 6,136
CAS6042AWP	Whirlpool (6)	\$ 6,324	CAS6042ACO	Combo System	\$ 7,854

COLORS *Additional lead time is required for premium colors*

ACRYLIC BATHTUB COLORS	
Standard Colors: Bone White Biscuit	Included
Premium Colors: Black Ice Grey Sandbar	\$ 431
Matte Finish:	NET \$ 483

BACK MASSEUSE SYSTEMS	<i>Additional finishes on page 15</i>
------------------------------	---------------------------------------

System I - Manual Control (WP/CO) BAC.MA1-XXX	\$ 725
System II - Electronic Control (WP/CO) BAC.MA2-XXX	\$ 1,460
System III - Electronic Control (TA) BAC.MA3-XXX	\$ 2,310

EXPORT CRATE FRT.EXPCRT	NET \$ 137
----------------------------------	------------

EXTRA HIGH DENSITY HI.DEN	\$ 662
------------------------------------	--------

GRAB BARS (Pair) <i>Additional finishes on page 15</i>	
---	--

Standard Grab Bars GRA.BAR-XXX (Group 1 - PC or PB)	\$ 441
Universal Grab Bars UGB-XXX (Group 1 - PC or PB)	\$ 473

HYDRO BLANKET BLA.HEA-X	
2 Zones	\$ 1,218
3 Zones	\$ 1,523
4 Zones	\$ 1,701
5 Zones (with 2 controls)	\$ 1,922

HYDRO COAT HYC.COA	\$ 305
-----------------------------	--------

HYDRO EXPRESS 69.104-HYD.EXP	NET \$ 140
---------------------------------------	------------

HYDRO FUSION	
Hydro Fusion (Tub Only) 29.102	\$ 798
Hydro Fusion with Ozone (Tub Only) 29.103	\$ 1,082
Hydro Fusion (TA, Whirlpool, Combo) 29.107	\$ 1,208

HYDRO INDULGE HYD.IND	\$ 2,646
--------------------------------	----------

HYDROZONE UV COMBO SYSTEM OZUV.XXX	
Whirlpool and Combo Systems only	
110 V OZUV.110	\$ 935
220 V OZUV.220	\$ 935

INLINE HEATER	<i>Whirlpool and Combo Systems only</i>
----------------------	---

<i>No dedicated GFI required for 6 amp models.</i>	
12.50 Amps 1.5 KW - 110V 27.100	\$ 651
6.25 Amps 1.5 KW - 220V 27.101	\$ 704
6.00 Amps 0.75 KW 27.103	\$ 583

JETS *Additional finishes on page 15*

Additional Jumbo or Rotating Jet (JET.JJ-XX JET.JR-XX)	
Group 1 - PC or PB	\$ 231
Additional Standard or Swirling Jet (JET.STD-XX JET.SWI-XX)	
Group 1 - PC or PB	\$ 221
Jumbo Jet Upgrade JUP.JJ-XX	\$ 100
Rotating Jet Upgrade JUP.JR-XX	\$ 100
Swirling Jet Upgrade JUP.SWI-XX	\$ 63
Micro Therapy Jet MTJ.XXX (BIS, BLA, BON, SIL, WHI)	\$ 179
Custom Jet Locations 69.116-CUS.JET	No Charge
<i>(Must include drawing of locations)</i>	

JET PLATING	<i>For jet plating options go to page 16</i>
--------------------	--

LCD TEMP. READOUT KEYPAD LCD.UPG	\$ 510
---	--------

Upgrade only, must have a keypad controlled system to purchase.

LIGHTING LED Bath Light Chromotherapy System LIG.LED	\$ 662
---	--------

LOW WATER PROTECTION (Includes 30 minute timer)	
110V LOW.WAT-110	\$ 341
220V LOW.WAT-220	\$ 368

NECK MASSEUSE JET PILLOW PIL.NEC-XX	\$ 683
Available in black, bone and white.	

PADDED HEADREST PILLOW 41.128 (Black only)	\$ 137
---	--------

PUMPS	
Custom Pump Locations 69.116-CUS.PMP	No Charge
Pump Upgrades PMP.UP (110V to 220V on 2.25 H.P. only)	\$ 289

REMOTE CONTROL REM.CON	\$ 609
---------------------------------	--------

Must have system to purchase

WASTE & OVERFLOW WOV.XX	INCLUDED
Integral W/O (Std. round) IWO.XX	\$ 341
Linear Integral W/O LWO-XXX	\$ 341
<i>Additional finishes on page 17</i>	

CHAGALL

66”L x 32”W x 24”D - center drain
72”L x 38”W x 24”D - center drain
W/O Included
Foam fill sound insulator included
Remote blower required for Thermal Air system



MODEL / PRICING

MCH6632ATO	Tub Only	\$ 6,956	MCH7238ATO	Tub Only	\$ 8,006
MCH6632ATA	Thermal Air	\$ 9,464	MCH7238ATA	Thermal Air	\$ 10,561

COLORS *Additional lead time is required for premium colors*

ACRYLIC BATHTUB COLORS	
Standard Colors: Bone White Biscuit	Included
Premium Colors: Black Ice Grey Sandbar	\$ 1,218
SURFACES (outside only)	
Faux Metallic: Galvanized [GAL] Weathered Nickel [WN]	\$ 3,370
Metallic: Polished Nickel [PN]	\$ 16,850
MODEL/METAL/COLOR (XXX.XXX.XXX)	

EXPORT CRATE FRT.EXPCRT	NET \$ 137
---------------------------	------------

GRAB BARS (Pair)	
Standard Grab Bars GRA.BAR-XXX	
Group 1 - PC or PB	\$ 441
Group 2 - AB, BB, SB, BC, PN, SN, BN	\$ 572
Group 3 - PG, BG, SG	\$ 777
Universal Grab Bars UGB-XXX	
Group 1 - PC or PB	\$ 473
Group 2 - AB, BB, SB, BC, PN, SN, BN	\$ 609
Group 3 - PG, BG, SG	\$ 798

HYDRO BLANKET BLA.HEA-X	
2 Zones	\$ 1,218
3 Zones	\$ 1,523
4 Zones	\$ 1,701

HYDRO COAT HYC.COA	\$ 305
-----------------------------	--------

HYDRO EXPRESS 69.104-HYD.EXP	NET \$ 250
---------------------------------------	------------

HYDROZONE	INCLUDED ON THERMAL AIR
------------------	-------------------------

ISLAND TUB DRAIN ITD.XXX	
-----------------------------------	--

ABS, PVC ITD.ABS ITD.PVC	\$ 341
Cast Iron ITD.CST	\$ 415

LCD TEMP. READOUT KEYPAD LCD.UPG	\$ 510
---	--------

Upgrade only, must have a keypad controlled system to purchase.

LIGHTING LED Bath Light Chromatherapy System LIG.LED	\$ 662
---	--------

REMOTE CONTROL REM.CON	\$ 609
---------------------------------	--------

Must have thermal air system to purchase

WASTE & OVERFLOW	
Integral W/O (Std. round) IWO.XX	INCLUDED
WHI, BIS, PC, PB, PN, BC, BB, BN, SC, SB, SN, ORB, PE	No Charge
Gold Finish Upgrade (PG, BG)	\$ 609

Linear Integral W/O LWO-XXX	NO CHARGE UPGRADE
<i>(must specify on PO)</i>	

CHARLOTTE

72”L x 36”W x 19”D
Includes armrests



MODEL / PRICING

CHA7236ATO	Tub Only	\$ 2,489	CHA7236ATA	Thermal Air	\$ 5,157
CHA7236AWP	Whirlpool (6)	\$ 4,836	CHA7236ACO	Combo System	\$ 6,827

COLORS *Additional lead time is required for premium colors*

ACRYLIC BATHTUB COLORS	
Standard Colors: Bone White Biscuit	Included
Premium Colors: Black Ice Grey Sandbar	\$ 431
Matte Finish:	NET \$ 483

BACK MASSEUSE SYSTEMS *Additional finishes on page 15*

System I - Manual Control (WP/CO) BAC.MA1-XXX	\$ 725
System II - Electronic Control (WP/CO) BAC.MA2-XXX	\$ 1,460
System III - Electronic Control (TA) BAC.MA3-XXX	\$ 2,310

EXPORT CRATE FRT.EXPCRT	NET \$ 137
---------------------------	------------

EXTRA HIGH DENSITY HI.DEN	\$ 662
------------------------------------	--------

GRAB BARS (Pair) <i>Additional finishes on page 15</i>	
Standard Grab Bars GRA.BAR-XXX (Group 1 - PC or PB)	\$ 441
Universal Grab Bars UGB-XXX (Group 1 - PC or PB)	\$ 473

HYDRO BLANKET BLA.HEA-X	
2 Zones	\$ 1,218
3 Zones	\$ 1,523
4 Zones	\$ 1,701
5 Zones (with 2 controls)	\$ 1,922

HYDRO COAT HYC.COA	\$ 305
-----------------------------	--------

HYDRO EXPRESS 69.104-HYD.EXP	NET \$ 140
---------------------------------------	------------

HYDRO FUSION	
Hydro Fusion (Tub Only) 29.102	\$ 798
Hydro Fusion with Ozone (Tub Only) 29.103	\$ 1,082
Hydro Fusion (TA, Whirlpool, Combo) 29.107	\$ 1,208

HYDRO INDULGE HYD.IND	\$ 2,646
--------------------------------	----------

HYDROZONE UV COMBO SYSTEM OZUV.XXX	
Whirlpool and Combo Systems only	
110 V OZUV.110	\$ 935
220 V OZUV.220	\$ 935

INLINE HEATER <i>Whirlpool and Combo Systems only</i>	
<i>No dedicated GFI required for 6 amp models.</i>	
12.50 Amps 1.5 KW - 110V 27.100	\$ 651
6.25 Amps 1.5 KW - 220V 27.101	\$ 704
6.00 Amps 0.75 KW 27.103	\$ 583

JETS *Additional finishes on page 15*

Additional Jumbo or Rotating Jet (JET.JJ-XX JET.JR-XX)	
Group 1 - PC or PB	\$ 231
Additional Standard or Swirling Jet (JET.STD-XX JET.SWI-XX)	
Group 1 - PC or PB	\$ 221
Jumbo Jet Upgrade JUP.JJ-XX	\$ 100
Rotating Jet Upgrade JUP.JR-XX	\$ 100
Swirling Jet Upgrade JUP.SWI-XX	\$ 63
Micro Therapy Jet MTJ.XXX (BIS, BLA, BON, SIL, WHI)	\$ 179
Custom Jet Locations 69.116-CUS.JET	No Charge
<i>(Must include drawing of locations)</i>	

JET PLATING *For jet plating options go to page 16*

LCD TEMP. READOUT KEYPAD LCD.UPG	\$ 510
---	--------

Upgrade only, must have a keypad controlled system to purchase.

LIGHTING LED Bath Light Chromatherapy System LIG.LED	\$ 662
---	--------

LOW WATER PROTECTION (Includes 30 minute timer)	
110V LOW.WAT-110	\$ 341
220V LOW.WAT-220	\$ 368

NECK MASSEUSE JET PILLOW PIL.NEC-XX	\$ 683
--	--------

Available in black, bone and white.

PADDED HEADREST PILLOW 41.128 (Black only)	\$ 137
---	--------

PUMPS	
Custom Pump Locations 69.116-CUS.PMP	No Charge
Pump Upgrades PMP.UP (110V to 220V on 2.25 H.P. only)	\$ 289

REMOTE CONTROL REM.CON	\$ 609
---------------------------------	--------

Must have system to purchase

SKIRTS *For skirt options go to pages 16-17*

WASTE & OVERFLOW WOV.XX	
INCLUDED	
Integral W/O (Std. round) IWO.XX	\$ 341
Linear Integral W/O LWO-XXX	\$ 341
<i>Additional finishes on page 17</i>	

CHEYENNE

66”L x 36”W x 20”D - hidden center drain
72”L x 36”W x 20”D - hidden center drain
W/O Included
Foam fill sound insulator included
Remote blower required for Thermal Air system
Available as drop-in model, see Versailles page 95



MODEL / PRICING

CHE6636ATO	Tub Only	\$ 4,741	CHE7236ATO	Tub Only	\$ 4,862
CHE6636ATA	Thermal Air	\$ 6,875	CHE7236ATA	Thermal Air	\$ 6,998

COLORS *Additional lead time is required for premium colors*

ACRYLIC BATHTUB COLORS	
Standard Colors: Bone White Biscuit	Included
Premium Colors: Black Ice Grey Sandbar	\$ 1,218
Matte Finish:	\$ 1,180
Dual Color Option:	\$ 2,142
MODEL/COLOR1/COLOR2 (XXX.XXX.XXX)	

SURFACES (outside only)	
Faux Metallic: Galvanized [GAL] Weathered Nickel [WN]	\$ 3,370
Metallic: Polished Nickel [PN]	\$ 16,850
MODEL/METAL/COLOR (XXX.XXX.XXX)	

EXPORT CRATE FRT.EXPCRT	NET \$ 137
----------------------------------	------------

GRAB BARS (Pair)	
Standard Grab Bars GRA.BAR-XXX	
Group 1 - PC or PB	\$ 441
Group 2 - AB, BB, SB, BC, PN, SN, BN	\$ 572
Group 3 - PG, BG, SG	\$ 777
Universal Grab Bars UGB-XXX	
Group 1 - PC or PB	\$ 473
Group 2 - AB, BB, SB, BC, PN, SN, BN	\$ 609
Group 3 - PG, BG, SG	\$ 798

HEATED BACKREST	INCLUDED ON THERMAL AIR
------------------------	-------------------------

HYDRO BLANKET BLA.HEA-X	
2 Zones	\$ 1,218
3 Zones	\$ 1,523
4 Zones	\$ 1,701
5 Zones (with 2 controls)	\$ 1,922

HYDRO COAT HYC.COA	\$ 305
-----------------------------	--------

HYDRO EXPRESS 69.104-HYD.EXP	NET \$ 250
---------------------------------------	------------

HYDROZONE	INCLUDED ON THERMAL AIR
------------------	-------------------------

ISLAND TUB DRAIN ITD.XXX	
-----------------------------------	--

ABS, PVC ITD.ABS ITD.PVC	\$ 341
Cast Iron ITD.CST	\$ 415

LCD TEMP. READOUT KEYPAD LCD.UPG	\$ 510
---	--------

Upgrade only, must have a keypad controlled system to purchase.

LIGHTING LED Bath Light Chromotherapy System LIG.LED	\$ 662
---	--------

REMOTE CONTROL REM.CON	\$ 609
---------------------------------	--------

Must have thermal air system to purchase

WASTE & OVERFLOW	
Integral W/O (Std. round) IWO.XX	INCLUDED
WHI, BIS, PC, PB, PN, BC, BB, BN, SC, SB, SN, ORB, PE	No Charge
Gold Finish Upgrade (PG, BG)	\$ 609

Linear Integral W/O LWO-XXX	NO CHARGE UPGRADE
--------------------------------------	-------------------

CHLOE

70”L x 40”W x 27”D - side-center drain
W/O Included
Foam fill sound insulator included
Includes lumbar support
Remote blower required for Thermal Air system



MODEL / PRICING

CHL7040ATO	Tub Only	\$ 4,919	CHL7040ATA	Thermal Air	\$ 7,704
------------	----------	----------	------------	-------------	----------

COLORS *Additional lead time is required for premium colors*

ACRYLIC BATHTUB COLORS	
Standard Colors: Bone White Biscuit	Included
Premium Colors: Black Ice Grey Sandbar	\$ 1,218
Matte Finish:	\$ 1,180
Dual Color Option:	\$ 2,142
MODEL/COLOR1/COLOR2 (XXX.XXX.XXX)	

SURFACES (outside only)	
Faux Metallic: Galvanized [GAL] Weathered Nickel [WN]	\$ 3,370
Metallic: Polished Nickel [PN]	\$ 16,850
MODEL/METAL/COLOR (XXX.XXX.XXX)	

EXPORT CRATE FRT.EXPCRT	NET \$ 137
----------------------------------	------------

GRAB BARS (Pair)	
Standard Grab Bars GRA.BAR-XXX	
Group 1 - PC or PB	\$ 441
Group 2 - AB, BB, SB, BC, PN, SN, BN	\$ 572
Group 3 - PG, BG, SG	\$ 777
Universal Grab Bars UGB-XXX	
Group 1 - PC or PB	\$ 473
Group 2 - AB, BB, SB, BC, PN, SN, BN	\$ 609
Group 3 - PG, BG, SG	\$ 798

HEATED BACKREST	INCLUDED ON THERMAL AIR
------------------------	-------------------------

HYDRO BLANKET BLA.HEA-X	
2 Zones	\$ 1,218
3 Zones	\$ 1,523
4 Zones	\$ 1,701
5 Zones (with 2 controls)	\$ 1,922

HYDRO COAT HYC.COA	\$ 305
-----------------------------	--------

HYDRO EXPRESS 69.104-HYD.EXP	NET \$ 250
---------------------------------------	------------

HYDROZONE	INCLUDED ON THERMAL AIR
------------------	-------------------------

ISLAND TUB DRAIN ITD.XXX	
-----------------------------------	--

ABS, PVC ITD.ABS ITD.PVC	\$ 341
Cast Iron ITD.CST	\$ 415

LCD TEMP. READOUT KEYPAD LCD.UPG	\$ 510
---	--------

Upgrade only, must have a keypad controlled system to purchase.

LIGHTING LED Bath Light Chromotherapy System LIG.LED	\$ 662
---	--------

MOLDED ARMRESTS	
------------------------	--

<i>Some molded armrests add an interior detail line to the bathtub</i>	
2 Armrests (one pair) ARM.MOL-2	\$ 137
4 Armrests (two pairs) ARM.MOL-4	\$ 273

PADDED HEADREST PILLOW 41.128 (Black only)	\$ 137
---	--------

REMOTE CONTROL REM.CON	\$ 609
---------------------------------	--------

Must have thermal air system to purchase

WASTE & OVERFLOW	
Integral W/O (Std. round) IWO.XX	INCLUDED
WHI, BIS, PC, PB, PN, BC, BB, BN, SC, SB, SN, ORB, PE	No Charge
Gold Finish Upgrade (PG, BG)	\$ 609

Linear Integral W/O LWO-XXX	NO CHARGE UPGRADE
--------------------------------------	-------------------

***Additional towel bar finishes available.
Call Hydro Systems for quote and lead times.***

CLARISSA

55”L x 55”W x 21”D
Includes armrests



MODEL / PRICING

CLA5555ATO	Tub Only	\$ 2,447	CLA5555ATA	Thermal Air	\$ 4,917
CLA5555AWP	Whirlpool (6)	\$ 4,751	CLA5555ACO	Combo System	\$ 6,661

COLORS *Additional lead time is required for premium colors*

ACRYLIC BATHTUB COLORS	
Standard Colors: Bone White Biscuit	Included
Premium Colors: Black Ice Grey Sandbar	\$ 431
Matte Finish:	NET \$ 483

BACK MASSEUSE SYSTEMS *Additional finishes on page 15*

System I - Manual Control (WP/CO) BAC.MA1-XXX	\$ 725
System II - Electronic Control (WP/CO) BAC.MA2-XXX	\$ 1,460
System III - Electronic Control (TA) BAC.MA3-XXX	\$ 2,310

EXPORT CRATE FRT.EXPCRT	NET \$ 137
----------------------------------	------------

EXTRA HIGH DENSITY HI.DEN	\$ 662
------------------------------------	--------

GRAB BARS (Pair) *Additional finishes on page 15*

Standard Grab Bars GRA.BAR-XXX (Group 1 - PC or PB)	\$ 441
Universal Grab Bars UGB-XXX (Group 1 - PC or PB)	\$ 473

HYDRO BLANKET BLA.HEA-X	
----------------------------------	--

2 Zones	\$ 1,218
3 Zones	\$ 1,523
4 Zones	\$ 1,701

HYDRO COAT HYC.COA	\$ 305
-----------------------------	--------

HYDRO EXPRESS 69.104-HYD.EXP	NET \$ 140
---------------------------------------	------------

HYDRO FUSION

Hydro Fusion (Tub Only) 29.102	\$ 798
Hydro Fusion with Ozone (Tub Only) 29.103	\$ 1,082
Hydro Fusion (TA, Whirlpool, Combo) 29.107	\$ 1,208

HYDRO INDULGE HYD.IND	\$ 2,646
--------------------------------	----------

HYDROZONE UV COMBO SYSTEM | OZUV.XXX

Whirlpool and Combo Systems only	
110 V OZUV.110	\$ 935
220 V OZUV.220	\$ 935

INLINE HEATER *Whirlpool and Combo Systems only*

No dedicated GFI required for 6 amp models.

12.50 Amps 1.5 KW - 110V 27.100	\$ 651
6.25 Amps 1.5 KW - 220V 27.101	\$ 704
6.00 Amps 0.75 KW 27.103	\$ 583

ISLAND TUB DRAIN | ITD.XXX

ABS, PVC ITD.ABS ITD.PVC	\$ 341
Cast Iron ITD.CST	\$ 415

JETS *Additional finishes on page 15*

Additional Jumbo or Rotating Jet (JET.JJ-XX JET.JR-XX)	
Group 1 - PC or PB	\$ 231
Additional Standard or Swirling Jet (JET.STD-XX JET.SWI-XX)	
Group 1 - PC or PB	\$ 221
Jumbo Jet Upgrade JUP.JJ-XX	\$ 100
Rotating Jet Upgrade JUP.JR-XX	\$ 100
Swirling Jet Upgrade JUP.SWI-XX	\$ 63
Micro Therapy Jet MTJ.XXX (BIS, BLA, BON, SIL, WHI)	\$ 179
Custom Jet Locations 69.116-CUS.JET	No Charge
<i>(Must include drawing of locations)</i>	

JET PLATING *For jet plating options go to page 16*

LCD TEMP. READOUT KEYPAD LCD.UPG	\$ 510
---	--------

Upgrade only, must have a keypad controlled system to purchase.

LIGHTING LED Bath Light Chromatherapy System LIG.LED	\$ 662
---	--------

LOW WATER PROTECTION (Includes 30 minute timer)

110V LOW.WAT-110	\$ 341
220V LOW.WAT-220	\$ 368

NECK MASSEUSE JET PILLOW PIL.NEC-XX	\$ 683
--	--------

Available in black, bone and white.

PADDED HEADREST PILLOW 41.128 (Black only)	\$ 137
---	--------

PUMPS

Custom Pump Locations 69.116-CUS.PMP	No Charge
Pump Upgrades PMP.UP (110V to 220V on 2.25 H.P. only)	\$ 289

REMOTE CONTROL REM.CON	\$ 609
---------------------------------	--------

Must have system to purchase


TILE FLANGES FLA.MO-X	\$ 200
--------------------------------	--------

WASTE & OVERFLOW WOV.XX	INCLUDED
--------------------------------------	----------

Integral W/O (Std. round) IWO.XX	\$ 341
Linear Integral W/O LWO-XXX	\$ 341
<i>Additional finishes on page 17</i>	

COURTNEY - with flange

60”L x 48”W x 21”D
Specify RH or LH drain



*left hand

*right hand

MODEL / PRICING

COU6048ATO	Tub Only	\$ 2,751	COU6048ATA	Thermal Air	\$ 5,473
COU6048AWP	Whirlpool (6)	\$ 5,173	COU6048ACO	Combo System	\$ 7,164

COLORS *Additional lead time is required for premium colors*

ACRYLIC BATHTUB COLORS	
Standard Colors: Bone White Biscuit	Included
Premium Colors: Black Ice Grey Sandbar	\$ 431
Matte Finish:	NET \$ 483

BACK MASSEUSE SYSTEMS *Additional finishes on page 15*

System I - Manual Control (WP/CO) BAC.MA1-XXX	\$ 725
System II - Electronic Control (WP/CO) BAC.MA2-XXX	\$ 1,460
System III - Electronic Control (TA) BAC.MA3-XXX	\$ 2,310

EXPORT CRATE FRT.EXPCRT	NET \$ 137
----------------------------------	------------

EXTRA HIGH DENSITY HI.DEN	\$ 662
------------------------------------	--------

GRAB BARS (Pair) *Additional finishes on page 15*

Standard Grab Bars GRA.BAR-XXX (Group 1 - PC or PB)	\$ 441
Universal Grab Bars UGB-XXX (Group 1 - PC or PB)	\$ 473

HYDRO BLANKET BLA.HEA-X	
----------------------------------	--

2 Zones	\$ 1,218
3 Zones	\$ 1,523
4 Zones	\$ 1,701

HYDRO COAT HYC.COA	\$ 305
-----------------------------	--------

HYDRO EXPRESS 69.104-HYD.EXP	NET \$ 140
---------------------------------------	------------

HYDRO FUSION

Hydro Fusion (Tub Only) 29.102	\$ 798
Hydro Fusion with Ozone (Tub Only) 29.103	\$ 1,082
Hydro Fusion (TA, Whirlpool, Combo) 29.107	\$ 1,208

HYDRO INDULGE HYD.IND	\$ 2,646
--------------------------------	----------

HYDROZONE UV COMBO SYSTEM | OZUV.XXX

Whirlpool and Combo Systems only	
110 V OZUV.110	\$ 935
220 V OZUV.220	\$ 935

INLINE HEATER *Whirlpool and Combo Systems only*

No dedicated GFI required for 6 amp models.

12.50 Amps 1.5 KW - 110V 27.100	\$ 651
6.25 Amps 1.5 KW - 220V 27.101	\$ 704
6.00 Amps 0.75 KW 27.103	\$ 583

JETS *Additional finishes on page 15*

Additional Jumbo or Rotating Jet (JET.JJ-XX JET.JR-XX)	
Group 1 - PC or PB	\$ 231
Additional Standard or Swirling Jet (JET.STD-XX JET.SWI-XX)	
Group 1 - PC or PB	\$ 221
Jumbo Jet Upgrade JUP.JJ-XX	\$ 100
Rotating Jet Upgrade JUP.JR-XX	\$ 100
Swirling Jet Upgrade JUP.SWI-XX	\$ 63
Micro Therapy Jet MTJ.XXX (BIS, BLA, BON, SIL, WHI)	\$ 179
Custom Jet Locations 69.116-CUS.JET	No Charge
<i>(Must include drawing of locations)</i>	

JET PLATING *For jet plating options go to page 16*

LCD TEMP. READOUT KEYPAD LCD.UPG	\$ 510
---	--------

Upgrade only, must have a keypad controlled system to purchase.

LIGHTING LED Bath Light Chromatherapy System LIG.LED	\$ 662
---	--------

LOW WATER PROTECTION (Includes 30 minute timer)

110V LOW.WAT-110	\$ 341
220V LOW.WAT-220	\$ 368

MICRO MOUNT 69.140MCREDG	\$ 126
-----------------------------------	--------

NECK MASSEUSE JET PILLOW PIL.NEC-XX	\$ 683
--	--------

Available in black, bone and white.

PADDED HEADREST PILLOW 41.128 (Black only)	\$ 137
---	--------

PUMPS

Custom Pump Locations 69.116-CUS.PMP	No Charge
Pump Upgrades PMP.UP (110V to 220V on 2.25 H.P. only)	\$ 289

REMOTE CONTROL REM.CON	\$ 609
---------------------------------	--------

Must have system to purchase

SKIRTS *For skirt options go to pages 16-17*

TILE FLANGES FLA.MO-X	\$ 200
--------------------------------	--------

WASTE & OVERFLOW WOV.XX	INCLUDED
--------------------------------------	----------

Integral W/O (Std. round) IWO.XX	\$ 341
Linear Integral W/O LWO-XXX	\$ 341
<i>Additional finishes on page 17</i>	

DAVINCI

70”L x 36”W x 25”D - side-center drain
W/O Included
Foam fill sound insulator included
Includes lumbar support
Remote blower required for Thermal Air system



MODEL / PRICING

MDA7036ATO	Tub Only	\$ 9,508	MDA7036ATA	Thermal Air	\$ 12,139
------------	----------	----------	------------	-------------	-----------

COLORS *Additional lead time is required for premium colors*

ACRYLIC BATHTUB COLORS	
Standard Colors: Bone White Biscuit	Included
Premium Colors: Black Ice Grey Sandbar	\$ 1,218
SURFACES (outside only)	
Faux Metallic: Galvanized [GAL] Weathered Nickel [WN]	\$ 3,370
Metallic: Polished Nickel [PN]	\$ 16,850
MODEL/METAL/COLOR (XXX.XXX.XXX)	

EXPORT CRATE FRT.EXPCRT	NET \$ 137
----------------------------------	------------

GRAB BARS (Pair)	
Standard Grab Bars GRA.BAR-XXX	
Group 1 - PC or PB	\$ 441
Group 2 - AB, BB, SB, BC, PN, SN, BN	\$ 572
Group 3 - PG, BG, SG	\$ 777
Universal Grab Bars UGB-XXX	
Group 1 - PC or PB	\$ 473
Group 2 - AB, BB, SB, BC, PN, SN, BN	\$ 609
Group 3 - PG, BG, SG	\$ 798

HYDRO BLANKET BLA.HEA-X	
2 Zones	\$ 1,218
3 Zones	\$ 1,523
4 Zones	\$ 1,701

HYDRO COAT HYC.COA	\$ 305
-----------------------------	--------

HYDRO EXPRESS 69.104-HYD.EXP	NET \$ 250
---------------------------------------	------------

HYDROZONE	INCLUDED ON THERMAL AIR
------------------	-------------------------

ISLAND TUB DRAIN ITD.XXX	
-----------------------------------	--

ABS, PVC ITD.ABS ITD.PVC	\$ 341
Cast Iron ITD.CST	\$ 415

LCD TEMP. READOUT KEYPAD LCD.UPG	\$ 510
---	--------

Upgrade only, must have a keypad controlled system to purchase.

LIGHTING LED Bath Light Chromotherapy System LIG.LED	\$ 662
---	--------

REMOTE CONTROL REM.CON	\$ 609
---------------------------------	--------

Must have thermal air system to purchase

WASTE & OVERFLOW	
Integral W/O (Std. round) IWO.XX	INCLUDED
WHI, BIS, PC, PB, PN, BC, BB, BN, SC, SB, SN, ORB, PE	No Charge
Gold Finish Upgrade (PG, BG)	\$ 609

Linear Integral W/O LWO-XXX	NO CHARGE UPGRADE
--------------------------------------	-------------------

DEANNA

60”L x 36”W x 22”D
60”L x 40”W x 22”D
Includes armrests



MODEL / PRICING

DEA6036ATO	Tub Only	\$ 2,552	DEA6040ATO	Tub Only	\$ 2,625
DEA6036AWP	Whirlpool (6)	\$ 4,788	DEA6040AWP	Whirlpool (6)	\$ 5,013
DEA6036ATA	Thermal Air	\$ 5,232	DEA6040ATA	Thermal Air	\$ 5,318
DEA6036ACO	Combo System	\$ 6,800	DEA6040ACO	Combo System	\$ 6,992

COLORS *Additional lead time is required for premium colors*

ACRYLIC BATHTUB COLORS	
Standard Colors: Bone White Biscuit	Included
Premium Colors: Black Ice Grey Sandbar	\$ 431
Matte Finish:	NET \$ 483

BACK MASSEUSE SYSTEMS *Additional finishes on page 15*

System I - Manual Control (WP/CO) BAC.MA1-XXX	\$ 725
System II - Electronic Control (WP/CO) BAC.MA2-XXX	\$ 1,460
System III - Electronic Control (TA) BAC.MA3-XXX	\$ 2,310

EXPORT CRATE FRT.EXPCRT	NET \$ 137
----------------------------------	------------

EXTRA HIGH DENSITY HI.DEN	\$ 662
------------------------------------	--------

GRAB BARS (Pair) *Additional finishes on page 15*

Standard Grab Bars GRA.BAR-XXX (Group 1 - PC or PB)	\$ 441
Universal Grab Bars UGB-XXX (Group 1 - PC or PB)	\$ 473

HYDRO BLANKET BLA.HEA-X	
2 Zones	\$ 1,218
3 Zones	\$ 1,523
4 Zones	\$ 1,701
5 Zones (with 2 controls)	\$ 1,922

HYDRO COAT HYC.COA	\$ 305
-----------------------------	--------

HYDRO EXPRESS 69.104-HYD.EXP	NET \$ 140
---------------------------------------	------------

HYDRO FUSION	
Hydro Fusion (Tub Only) 29.102	\$ 798
Hydro Fusion with Ozone (Tub Only) 29.103	\$ 1,082
Hydro Fusion (TA, Whirlpool, Combo) 29.107	\$ 1,208

HYDRO INDULGE HYD.IND	\$ 2,646
--------------------------------	----------

HYDROZONE UV COMBO SYSTEM OZUV.XXX	
Whirlpool and Combo Systems only	
110 V OZUV.110	\$ 935
220 V OZUV.220	\$ 935

INLINE HEATER *Whirlpool and Combo Systems only*

No dedicated GFI required for 6 amp models.

12.50 Amps 1.5 KW - 110V 27.100	\$ 651
6.25 Amps 1.5 KW - 220V 27.101	\$ 704
6.00 Amps 0.75 KW 27.103	\$ 583

JETS *Additional finishes on page 15*

Additional Jumbo or Rotating Jet (JET.JJ-XX JET.JR-XX)	
Group 1 - PC or PB	\$ 231
Additional Standard or Swirling Jet (JET.STD-XX JET.SWI-XX)	
Group 1 - PC or PB	\$ 221
Jumbo Jet Upgrade JUP.JJ-XX	\$ 100
Rotating Jet Upgrade JUP.JR-XX	\$ 100
Swirling Jet Upgrade JUP.SWI-XX	\$ 63
Micro Therapy Jet MTJ.XXX (BIS, BLA, BON, SIL, WHI)	\$ 179
Custom Jet Locations 69.116-CUS.JET	No Charge
<i>(Must include drawing of locations)</i>	

JET PLATING *For jet plating options go to page 16*

LCD TEMP. READOUT KEYPAD LCD.UPG	\$ 510
---	--------

Upgrade only, must have a keypad controlled system to purchase.

LIGHTING LED Bath Light Chromotherapy System LIG.LED	\$ 662
---	--------

LOW WATER PROTECTION (Includes 30 minute timer)	
110V LOW.WAT-110	\$ 341
220V LOW.WAT-220	\$ 368

NECK MASSEUSE JET PILLOW PIL.NEC-XX	\$ 683
--	--------

Available in black, bone and white.

PADDED HEADREST PILLOW 41.128 (Black only)	\$ 137
---	--------

PUMPS	
Custom Pump Locations 69.116-CUS.PMP	No Charge
Pump Upgrades PMP.UP (110V to 220V on 2.25 H.P. only)	\$ 289

REMOTE CONTROL REM.CON	\$ 609
---------------------------------	--------

Must have system to purchase

WASTE & OVERFLOW WOV.XX	INCLUDED
Integral W/O (Std. round) IWO.XX	\$ 341
Linear Integral W/O LWO-XXX	\$ 341
<i>Additional finishes on page 17</i>	

DEBRA

72”L x 42”W x 21”D
Includes armrests



DOMINGO

66”L x 36”W x 24”D - side-center drain
70”L x 36”W x 24”D - side-center drain
W/O Included
Foam fill sound insulator included
Includes lumbar support
Remote blower required for Thermal Air system



MODEL / PRICING

DEB7242ATO	Tub Only	\$ 2,688
DEB7242AWP	Whirlpool (8)	\$ 6,238

DEB7242ATA	Thermal Air	\$ 5,869
DEB7242ACO	Combo System	\$ 7,741

MODEL / PRICING

MDM6636ATO	Tub Only	\$ 6,956
MDM6636ATA	Thermal Air	\$ 9,464

MDM7036ATO	Tub Only	\$ 7,534
MDM7036ATA	Thermal Air	\$ 10,079

COLORS *Additional lead time is required for premium colors*

ACRYLIC BATHTUB COLORS		
Standard Colors:	Bone White Biscuit	Included
Premium Colors:	Black Ice Grey Sandbar	\$ 431
Matte Finish:		NET \$ 483

BACK MASSEUSE SYSTEMS *Additional finishes on page 15*

System I - Manual Control (WP/CO) BAC.MA1-XXX	\$ 725
System II - Electronic Control (WP/CO) BAC.MA2-XXX	\$ 1,460
System III - Electronic Control (TA) BAC.MA3-XXX	\$ 2,310

EXPORT CRATE FRT.EXPCRT	NET \$ 137
---------------------------	------------

EXTRA HIGH DENSITY HI.DEN	\$ 662
-----------------------------	--------

GRAB BARS (Pair) *Additional finishes on page 15*

Standard Grab Bars GRA.BAR-XXX (Group 1 - PC or PB)	\$ 441
Universal Grab Bars UGB-XXX (Group 1 - PC or PB)	\$ 473

HYDRO BLANKET BLA.HEA-X	
---------------------------	--

2 Zones	\$ 1,218
3 Zones	\$ 1,523
4 Zones	\$ 1,701

HYDRO COAT HYC.COA	\$ 305
----------------------	--------

HYDRO EXPRESS 69.104-HYD.EXP	NET \$ 140
--------------------------------	------------

HYDRO FUSION

Hydro Fusion (Tub Only) 29.102	\$ 798
Hydro Fusion with Ozone (Tub Only) 29.103	\$ 1,082
Hydro Fusion (TA, Whirlpool, Combo) 29.107	\$ 1,208

HYDRO INDULGE HYD.IND	\$ 2,646
-------------------------	----------

HYDROZONE UV COMBO SYSTEM | OZUV.XXX

Whirlpool and Combo Systems only	
110 V OZUV.110	\$ 935
220 V OZUV.220	\$ 935

INLINE HEATER *Whirlpool and Combo Systems only*

No dedicated GFI required for 6 amp models.

12.50 Amps 1.5 KW - 110V 27.100	\$ 651
6.25 Amps 1.5 KW - 220V 27.101	\$ 704
6.00 Amps 0.75 KW 27.103	\$ 583

JETS *Additional finishes on page 15*

Additional Jumbo or Rotating Jet (JET.JJ-XX JET.JR-XX)	
Group 1 - PC or PB	\$ 231
Additional Standard or Swirling Jet (JET.STD-XX JET.SWI-XX)	
Group 1 - PC or PB	\$ 221
Jumbo Jet Upgrade JUP.JJ-XX	\$ 100
Rotating Jet Upgrade JUP.JR-XX	\$ 100
Swirling Jet Upgrade JUP.SWI-XX	\$ 63
Micro Therapy Jet MTJ.XXX (BIS, BLA, BON, SIL, WHI)	\$ 179
Custom Jet Locations 69.116-CUS.JET	No Charge
<i>(Must include drawing of locations)</i>	

JET PLATING *For jet plating options go to page 16*

LCD TEMP. READOUT KEYPAD LCD.UPG	\$ 510
------------------------------------	--------

Upgrade only, must have a keypad controlled system to purchase.

LIGHTING LED Bath Light Chromatherapy System LIG.LED	\$ 662
--	--------

LOW WATER PROTECTION (Includes 30 minute timer)

110V LOW.WAT-110	\$ 341
220V LOW.WAT-220	\$ 368

NECK MASSEUSE JET PILLOW PIL.NEC-XX	\$ 683
---------------------------------------	--------

Available in black, bone and white.

PADDED HEADREST PILLOW 41.128 (Black only)	\$ 137
--	--------

PUMPS

Custom Pump Locations 69.116-CUS.PMP	No Charge
Pump Upgrades PMP.UP (110V to 220V on 2.25 H.P. only)	\$ 289

REMOTE CONTROL REM.CON	\$ 609
--------------------------	--------

Must have system to purchase

TILE FLANGES FLA.MO-X	\$ 200
-------------------------	--------

WASTE & OVERFLOW WOV.XX	INCLUDED
---------------------------	----------

Integral W/O (Std. round) IWO.XX	\$ 341
Linear Integral W/O LWO-XXX	\$ 341

Additional finishes on page 17

COLORS *Additional lead time is required for premium colors*

ACRYLIC BATHTUB COLORS	
Standard Colors:	Bone White Biscuit
Premium Colors:	Black Ice Grey Sandbar
	Included \$ 1,218

SURFACES (outside only)	
Faux Metallic:	Galvanized [GAL] Weathered Nickel [WN]
Metallic:	Polished Nickel [PN]
MODEL/METAL/COLOR (XXX.XXX.XXX)	\$ 3,370 \$ 16,850

EXPORT CRATE FRT.EXPCRT	NET \$ 137
---------------------------	------------

GRAB BARS (Pair)

Standard Grab Bars GRA.BAR-XXX	
Group 1 - PC or PB	\$ 441
Group 2 - AB, BB, SB, BC, PN, SN, BN	\$ 572
Group 3 - PG, BG, SG	\$ 777

Universal Grab Bars UGB-XXX	
Group 1 - PC or PB	\$ 473
Group 2 - AB, BB, SB, BC, PN, SN, BN	\$ 609
Group 3 - PG, BG, SG	\$ 798

HYDRO BLANKET | BLA.HEA-X

2 Zones	\$ 1,218
3 Zones	\$ 1,523
4 Zones	\$ 1,701

HYDRO COAT HYC.COA	\$ 305
----------------------	--------

HYDRO EXPRESS 69.104-HYD.EXP	NET \$ 250
--------------------------------	------------

HYDROZONE	INCLUDED ON THERMAL AIR
-----------	-------------------------

ISLAND TUB DRAIN | ITD.XXX

ABS, PVC ITD.ABS ITD.PVC	\$ 341
Cast Iron ITD.CST	\$ 415

LCD TEMP. READOUT KEYPAD LCD.UPG	\$ 510
------------------------------------	--------

Upgrade only, must have a keypad controlled system to purchase.

LIGHTING LED Bath Light Chromatherapy System LIG.LED	\$ 662
--	--------

REMOTE CONTROL REM.CON	\$ 609
--------------------------	--------

Must have thermal air system to purchase

WASTE & OVERFLOW

Integral W/O (Std. round) IWO.XX	INCLUDED
WHI, BIS, PC, PB, PN, BC, BB, BN, SC, SB, SN, ORB, PE	No Charge
Gold Finish Upgrade (PG, BG)	\$ 609

Linear Integral W/O LWO-XXX	NO CHARGE UPGRADE
-------------------------------	-------------------

DONATELLO

66”L x 36”W x 24”D - side-center drain
70”L x 36”W x 24”D - side-center drain
W/O Included
Foam fill sound insulator included
Includes lumbar support
Remote blower required for Thermal Air system



MODEL / PRICING

MDO6636ATO	Tub Only	\$ 10,442	MDO7036ATO	Tub Only	\$ 10,673
MDO6636ATA	Thermal Air	\$ 12,380	MDO7036ATA	Thermal Air	\$ 12,503

DUO

60”L x 48”W x 18”D
66”L x 42”W x 19”D
66”L x 48”W x 19”D
72”L x 48”W x 19”D
All models include armrests & pillow



MODEL / PRICING

DUO6048ATO	Tub Only	\$ 2,394	DUO6642ATA	Thermal Air	\$ 4,986	DUO7248ATO	Tub Only	\$ 2,646
DUO6048AWP	Whirlpool (6)	\$ 5,018	DUO6642ACO	Combo System	\$ 7,132	DUO7248AWP	Whirlpool (8)	\$ 5,270
DUO6048ATA	Thermal Air	\$ 5,152	DUO6648ATO	Tub Only	\$ 2,478	DUO7248ATA	Thermal Air	\$ 5,350
DUO6048ACO	Combo System	\$ 7,009	DUO6648AWP	Whirlpool (8)	\$ 5,200	DUO7248ACO	Combo System	\$ 7,255
DUO6642ATO	Tub Only	\$ 2,452	DUO6648ATA	Thermal Air	\$ 5,195			
DUO6642AWP	Whirlpool (8)	\$ 5,141	DUO6648ACO	Combo System	\$ 7,190			

COLORS *Additional lead time is required for premium colors*

ACRYLIC BATHTUB COLORS	
Standard Colors: Bone White Biscuit	Included
Premium Colors: Black Ice Grey Sandbar	\$ 1,218
SURFACES (outside only)	
Faux Metallic: Galvanized [GAL] Weathered Nickel [WN]	\$ 3,370
Metallic: Polished Nickel [PN]	\$ 16,850
MODEL/METAL/COLOR (XXX.XXX.XXX)	

EXPORT CRATE | FRT.EXPCRT

NET \$ 137

GRAB BARS (Pair)

Standard Grab Bars GRA.BAR-XXX	
Group 1 - PC or PB	\$ 441
Group 2 - AB, BB, SB, BC, PN, SN, BN	\$ 572
Group 3 - PG, BG, SG	\$ 777
Universal Grab Bars UGB-XXX	
Group 1 - PC or PB	\$ 473
Group 2 - AB, BB, SB, BC, PN, SN, BN	\$ 609
Group 3 - PG, BG, SG	\$ 798

HYDRO BLANKET | BLA.HEA-X

2 Zones	\$ 1,218
3 Zones	\$ 1,523
4 Zones	\$ 1,701

HYDRO COAT | HYC.COA

\$ 305

HYDRO EXPRESS | 69.104-HYD.EXP

NET \$ 250

HYDROZONE INCLUDED ON THERMAL AIR

ISLAND TUB DRAIN | ITD.XXX

ABS, PVC ITD.ABS ITD.PVC	\$ 341
Cast Iron ITD.CST	\$ 415

LCD TEMP. READOUT KEYPAD | LCD.UPG

\$ 510

Upgrade only, must have a keypad controlled system to purchase.

LIGHTING LED Bath Light Chromatherapy System | LIG.LED

\$ 662

REMOTE CONTROL | REM.CON

\$ 609

Must have thermal air system to purchase

WASTE & OVERFLOW

Integral W/O (Std. round) IWO.XX	INCLUDED
WHI, BIS, PC, PB, PN, BC, BB, BN, SC, SB, SN, ORB, PE	No Charge
Gold Finish Upgrade (PG, BG)	\$ 609

Linear Integral W/O | LWO-XXX

NO CHARGE UPGRADE

COLORS *Additional lead time is required for premium colors*

ACRYLIC BATHTUB COLORS	
Standard Colors: Bone White Biscuit	Included
Premium Colors: Black Ice Grey Sandbar	\$ 431
Matte Finish:	
NET \$ 483	

BACK MASSEUSE SYSTEMS *Additional finishes on page 15*

System I - Manual Control (WP/CO) BAC.MA1-XXX	\$ 725
System II - Electronic Control (WP/CO) BAC.MA2-XXX	\$ 1,460
System III - Electronic Control (TA) BAC.MA3-XXX	\$ 2,310

EXPORT CRATE | FRT.EXPCRT

NET \$ 137

EXTRA HIGH DENSITY | HI.DEN

\$ 662

GRAB BARS (Pair) *Additional finishes on page 15*

Standard Grab Bars GRA.BAR-XXX (Group 1 - PC or PB)	\$ 441
Universal Grab Bars UGB-XXX (Group 1 - PC or PB)	\$ 473

HYDRO BLANKET | BLA.HEA-X

2 Zones	\$ 1,218
3 Zones	\$ 1,523
4 Zones	\$ 1,701

HYDRO COAT | HYC.COA

\$ 305

HYDRO EXPRESS | 69.104-HYD.EXP

NET \$ 140

HYDRO FUSION

Hydro Fusion (Tub Only) 29.102	\$ 798
Hydro Fusion with Ozone (Tub Only) 29.103	\$ 1,082
Hydro Fusion (TA, Whirlpool, Combo) 29.107	\$ 1,208

HYDRO INDULGE | HYD.IND

\$ 2,646

HYDROZONE UV COMBO SYSTEM | OZUV.XXX

Whirlpool and Combo Systems only	
110 V OZUV.110	\$ 935
220 V OZUV.220	\$ 935

INLINE HEATER *Whirlpool and Combo Systems only*

No dedicated GFI required for 6 amp models.

12.50 Amps 1.5 KW - 110V 27.100	\$ 651
6.25 Amps 1.5 KW - 220V 27.101	\$ 704
6.00 Amps 0.75 KW 27.103	\$ 583

JETS *Additional finishes on page 15*

Additional Jumbo or Rotating Jet (JET.JJ-XX JET.JR-XX)	
Group 1 - PC or PB	\$ 231
Additional Standard or Swirling Jet (JET.STD-XX JET.SWI-XX)	
Group 1 - PC or PB	\$ 221
Jumbo Jet Upgrade JUP.JJ-XX	\$ 100
Rotating Jet Upgrade JUP.JR-XX	\$ 100
Swirling Jet Upgrade JUP.SWI-XX	\$ 63
Micro Therapy Jet MTJ.XXX (BIS, BLA, BON, SIL, WHI)	\$ 179
Custom Jet Locations 69.116-CUS.JET	No Charge
<i>(Must include drawing of locations)</i>	

JET PLATING *For jet plating options go to page 16*

LCD TEMP. READOUT KEYPAD | LCD.UPG

\$ 510

Upgrade only, must have a keypad controlled system to purchase.

LIGHTING LED Bath Light Chromatherapy System | LIG.LED

\$ 662

LOW WATER PROTECTION (Includes 30 minute timer)

110V LOW.WAT-110	\$ 341
220V LOW.WAT-220	\$ 368

MICRO MOUNT | 69.140MCREDG

\$ 126

PUMPS

Custom Pump Locations 69.116-CUS.PMP	No Charge
Pump Upgrades PMP.UP (110V to 220V on 2.25 H.P. only)	\$ 289

REMOTE CONTROL | REM.CON

\$ 609

Must have system to purchase

SKIRTS *For skirt options go to pages 16-17*

TILE FLANGES | FLA.MO-X

\$ 200

UNDERMOUNT | UNDRMT

No Charge

WASTE & OVERFLOW | WOV.XX

INCLUDED

EILEEN

74”L x 38”W x 19”D
86”L x 50”W x 19”D - Armrests not available



MODEL / PRICING

EIL7438ATO	Tub Only	\$ 3,449	EIL8650ATO	Tub Only	\$ 4,200
EIL7438AWP	Whirlpool (8)	\$ 6,281	EIL8650AWP	Whirlpool (10)	\$ 7,132
EIL7438ATA	Thermal Air	\$ 6,292	EIL8650ATA	Thermal Air	\$ 7,148
EIL7438ACO	Combo System	\$ 8,250	EIL8650ACO	Combo System	\$ 9,079

ELIZABETH

72”L x 40”W x 27”D - center drain
W/O Included
Foam fill sound insulator included
Includes lumbar support
Remote blower required for Thermal Air system



MODEL / PRICING

ELI7240ATO	Tub Only	\$ 4,867	ELI7240ATA	Thermal Air	\$ 7,009
------------	----------	----------	------------	-------------	----------

COLORS *Additional lead time is required for premium colors*

ACRYLIC BATHTUB COLORS	
Standard Colors: Bone White Biscuit	Included
Premium Colors: Black Ice Grey Sandbar	\$ 431
Matte Finish:	NET \$ 483

BACK MASSEUSE SYSTEMS *Additional finishes on page 15*

System I - Manual Control (WP/CO) BAC.MA1-XXX	\$ 725
System II - Electronic Control (WP/CO) BAC.MA2-XXX	\$ 1,460
System III - Electronic Control (TA) BAC.MA3-XXX	\$ 2,310

EXPORT CRATE | FRT.EXPCRT

NET \$ 137

EXTRA HIGH DENSITY | HI.DEN

\$ 662

GRAB BARS (Pair) *Additional finishes on page 15*

Standard Grab Bars GRA.BAR-XXX (Group 1 - PC or PB)	\$ 441
Universal Grab Bars UGB-XXX (Group 1 - PC or PB)	\$ 473

HYDRO BLANKET | BLA.HEA-X

2 Zones	\$ 1,218
3 Zones	\$ 1,523
4 Zones	\$ 1,701
5 Zones (with 2 controls)	\$ 1,922

HYDRO COAT | HYC.COA

\$ 305

HYDRO EXPRESS | 69.104-HYD.EXP

NET \$ 140

HYDRO FUSION

Hydro Fusion (Tub Only) 29.102	\$ 798
Hydro Fusion with Ozone (Tub Only) 29.103	\$ 1,082
Hydro Fusion (TA, Whirlpool, Combo) 29.107	\$ 1,208

HYDRO INDULGE | HYD.IND

\$ 2,646

HYDROZONE UV COMBO SYSTEM | OZUV.XXX

Whirlpool and Combo Systems only	
110 V OZUV.110	\$ 935
220 V OZUV.220	\$ 935

INLINE HEATER *Whirlpool and Combo Systems only*

<i>No dedicated GFI required for 6 amp models.</i>	
12.50 Amps 1.5 KW - 110V 27.100	\$ 651
6.25 Amps 1.5 KW - 220V 27.101	\$ 704
6.00 Amps 0.75 KW 27.103	\$ 583

JETS *Additional finishes on page 15*

Additional Jumbo or Rotating Jet (JET.JJ-XX JET.JR-XX)	
Group 1 - PC or PB	\$ 231
Additional Standard or Swirling Jet (JET.STD-XX JET.SWI-XX)	
Group 1 - PC or PB	\$ 221
Jumbo Jet Upgrade JUP.JJ-XX	\$ 100
Rotating Jet Upgrade JUP.JR-XX	\$ 100
Swirling Jet Upgrade JUP.SWI-XX	\$ 63
Micro Therapy Jet MTJ.XXX (BIS, BLA, BON, SIL, WHI)	\$ 179
Custom Jet Locations 69.116-CUS.JET	No Charge
<i>(Must include drawing of locations)</i>	

JET PLATING *For jet plating options go to page 16*

LCD TEMP. READOUT KEYPAD | LCD.UPG

\$ 510

Upgrade only, must have a keypad controlled system to purchase.

LIGHTING LED Bath Light Chromotherapy System | LIG.LED

\$ 662

LOW WATER PROTECTION (Includes 30 minute timer)

110V LOW.WAT-110	\$ 341	220V LOW.WAT-220	\$ 368
--------------------	--------	--------------------	--------

MICRO MOUNT | 69.140MCREDG

\$ 126

MOLDED ARMRESTS | ARM.MOL-2 (one pair)

\$ 137

Some molded armrests add an interior detail line to the bathtub

NECK MASSEUSE JET PILLOW | PIL.NEC-XX

\$ 683

Available in black, bone and white.

PADDED HEADREST PILLOW | 41.128 (Black only)

\$ 137

PUMPS **Custom Pump Locations** | 69.116-CUS.PMP

No Charge

Pump Upgrades | PMP.UP (110V to 220V on 2.25 H.P. only)

\$ 289

REMOTE CONTROL | REM.CON

\$ 609

Must have system to purchase

SKIRTS *For skirt options go to pages 16-17*

TILE FLANGES | FLA.MO-X

\$ 200

UNDERMOUNT | UNDRMT

No Charge

WASTE & OVERFLOW | WOV.XX

INCLUDED

Integral W/O (Std. round) | IWO.XX

\$ 341

Linear Integral W/O | LWO-XXX

\$ 341

Additional finishes on page 17

COLORS *Additional lead time is required for premium colors*

ACRYLIC BATHTUB COLORS	
Standard Colors: Bone White Biscuit	Included
Premium Colors: Black Ice Grey Sandbar	\$ 1,218
Matte Finish:	\$ 1,180
Dual Color Option:	\$ 2,142
MODEL/COLOR1/COLOR2 (XXX.XXX.XXX)	

SURFACES (outside only)	
Faux Metallic: Galvanized [GAL] Weathered Nickel [WN]	\$ 3,370
Metallic: Polished Nickel [PN]	\$ 16,850
MODEL/METAL/COLOR (XXX.XXX.XXX)	

EXPORT CRATE | FRT.EXPCRT

NET \$ 137

EXTRA HIGH DENSITY | HI.DEN

\$ 662

GRAB BARS (Pair)

Standard Grab Bars GRA.BAR-XXX	
Group 1 - PC or PB	\$ 441
Group 2 - AB, BB, SB, BC, PN, SN, BN	\$ 572
Group 3 - PG, BG, SG	\$ 777
Universal Grab Bars UGB-XXX	
Group 1 - PC or PB	\$ 473
Group 2 - AB, BB, SB, BC, PN, SN, BN	\$ 609
Group 3 - PG, BG, SG	\$ 798

HEATED BACKREST INCLUDED ON THERMAL AIR

HYDRO BLANKET | BLA.HEA-X

2 Zones	\$ 1,218
3 Zones	\$ 1,523
4 Zones	\$ 1,701
5 Zones (with 2 controls)	\$ 1,922

HYDRO COAT | HYC.COA

\$ 305

HYDRO EXPRESS | 69.104-HYD.EXP

NET \$ 250

HYDROZONE INCLUDED ON THERMAL AIR

ISLAND TUB DRAIN | ITD.XXX

ABS, PVC ITD.ABS ITD.PVC	\$ 341
Cast Iron ITD.CST	\$ 415

LCD TEMP. READOUT KEYPAD | LCD.UPG

\$ 510

Upgrade only, must have a keypad controlled system to purchase.

LIGHTING LED Bath Light Chromotherapy System | LIG.LED

\$ 662

MOLDED ARMRESTS

<i>Some molded armrests add an interior detail line to the bathtub</i>	
2 Armrests (one pair) ARM.MOL-2	\$ 137
4 Armrests (two pairs) ARM.MOL-4	\$ 273

PADDED HEADREST PILLOW | 41.128 (Black only)

\$ 137

REMOTE CONTROL | REM.CON

\$ 609

Must have thermal air system to purchase

WASTE & OVERFLOW

Integral W/O (Std. round) IWO.XX	INCLUDED
WHI, BIS, PC, PB, PN, BC, BB, BN, SC, SB, SN, ORB, PE	No Charge
Gold Finish Upgrade (PG, BG)	\$ 609

Linear Integral W/O | LWO-XXX

NO CHARGE UPGRADE

ELLE

66”L x 32”W x 19”D
72”L x 36”W x 19”D
Available as freestanding model, see Estee page 44



MODEL / PRICING

ELL6632ATO	Tub Only	\$ 3,392	ELL7236ATO	Tub Only	\$ 3,775
ELL6632AWP	Whirlpool (6)	\$ 5,436	ELL7236AWP	Whirlpool (6)	\$ 5,858
ELL6632ATA	Thermal Air	\$ 5,585	ELL7236ATA	Thermal Air	\$ 5,874
ELL6632ACO	Combo System	\$ 7,009	ELL7236ACO	Combo System	\$ 7,367

COLORS *Additional lead time is required for premium colors*

ACRYLIC BATHTUB COLORS	
Standard Colors: Bone White Biscuit	Included
Premium Colors: Black Ice Grey Sandbar	\$ 431
Matte Finish:	NET \$ 483

BACK MASSEUSE SYSTEMS *Additional finishes on page 15*

System I - Manual Control (WP/CO) BAC.MA1-XXX	\$ 725
System II - Electronic Control (WP/CO) BAC.MA2-XXX	\$ 1,460
System III - Electronic Control (TA) BAC.MA3-XXX	\$ 2,310

EXPORT CRATE FRT.EXPCRT	NET \$ 137
----------------------------------	------------

EXTRA HIGH DENSITY HI.DEN	\$ 662
------------------------------------	--------

GRAB BARS (Pair) *Additional finishes on page 15*

Standard Grab Bars GRA.BAR-XXX (Group 1 - PC or PB)	\$ 441
Universal Grab Bars UGB-XXX (Group 1 - PC or PB)	\$ 473

HYDRO BLANKET | BLA.HEA-X

2 Zones	\$ 1,218
3 Zones	\$ 1,523
4 Zones	\$ 1,701

HYDRO COAT HYC.COA	\$ 305
-----------------------------	--------

HYDRO EXPRESS 69.104-HYD.EXP	NET \$ 140
---------------------------------------	------------

HYDRO FUSION

Hydro Fusion (Tub Only) 29.102	\$ 798
Hydro Fusion with Ozone (Tub Only) 29.103	\$ 1,082
Hydro Fusion (TA, Whirlpool, Combo) 29.107	\$ 1,208

HYDRO INDULGE HYD.IND	\$ 2,646
--------------------------------	----------

HYDROZONE UV COMBO SYSTEM | OZUV.XXX

Whirlpool and Combo Systems only	
110 V OZUV.110	\$ 935
220 V OZUV.220	\$ 935

INLINE HEATER *Whirlpool and Combo Systems only*

<i>No dedicated GFI required for 6 amp models.</i>	
12.50 Amps 1.5 KW - 110V 27.100	\$ 651
6.25 Amps 1.5 KW - 220V 27.101	\$ 704
6.00 Amps 0.75 KW 27.103	\$ 583

JETS *Additional finishes on page 15*

Additional Jumbo or Rotating Jet (JET.JJ-XX JET.JR-XX)	
Group 1 - PC or PB	\$ 231
Additional Standard or Swirling Jet (JET.STD-XX JET.SWI-XX)	
Group 1 - PC or PB	\$ 221
Jumbo Jet Upgrade JUP.JJ-XX	\$ 100
Rotating Jet Upgrade JUP.JR-XX	\$ 100
Swirling Jet Upgrade JUP.SWI-XX	\$ 63
Micro Therapy Jet MTJ.XXX (BIS, BLA, BON, SIL, WHI)	\$ 179
Custom Jet Locations 69.116-CUS.JET	No Charge
<i>(Must include drawing of locations)</i>	

JET PLATING *For jet plating options go to page 16*

LCD TEMP. READOUT KEYPAD LCD.UPG	\$ 510
---	--------

Upgrade only, must have a keypad controlled system to purchase.

LIGHTING LED Bath Light Chromotherapy System LIG.LED	\$ 662
---	--------

LOW WATER PROTECTION (Includes 30 minute timer)

110V LOW.WAT-110	\$ 341	220V LOW.WAT-220	\$ 368
--------------------	--------	--------------------	--------

MICRO MOUNT 69.140MCREDG	\$ 126
-----------------------------------	--------

MOLDED ARMRESTS ARM.MOL-2 (one pair)	\$ 137
---	--------

Some molded armrests add an interior detail line to the bathtub

NECK MASSEUSE JET PILLOW PIL.NEC-XX	\$ 683
--	--------

Available in black, bone and white.

PADDED HEADREST PILLOW 41.128 (Black only)	\$ 137
---	--------

PUMPS Custom Pump Locations 69.116-CUS.PMP	No Charge
--	-----------

Pump Upgrades PMP.UP (110V to 220V on 2.25 H.P. only)	\$ 289
--	--------

REMOTE CONTROL REM.CON	\$ 609
---------------------------------	--------

Must have system to purchase

SKIRTS *For skirt options go to pages 16-17*

TILE FLANGES FLA.MO-X	\$ 200
--------------------------------	--------

UNDERMOUNT UNDRMT	No Charge
----------------------------	-----------

WASTE & OVERFLOW WOV.XX	INCLUDED
--------------------------------------	----------

Integral W/O (Std. round) IWO.XX	\$ 341
Linear Integral W/O LWO-XXX	\$ 341
<i>Additional finishes on page 17</i>	

EMMA

66”L x 42”W x 22”D



MODEL / PRICING

EMM6642ATO	Tub Only	\$ 2,688	EMM6642ATA	Thermal Air	\$ 5,821
EMM6642AWP	Whirlpool (8)	\$ 5,864	EMM6642ACO	Combo System	\$ 7,768

COLORS *Additional lead time is required for premium colors*

ACRYLIC BATHTUB COLORS	
Standard Colors: Bone White Biscuit	Included
Premium Colors: Black Ice Grey Sandbar	\$ 431
Matte Finish:	NET \$ 483

BACK MASSEUSE SYSTEMS *Additional finishes on page 15*

System I - Manual Control (WP/CO) BAC.MA1-XXX	\$ 725
System II - Electronic Control (WP/CO) BAC.MA2-XXX	\$ 1,460
System III - Electronic Control (TA) BAC.MA3-XXX	\$ 2,310

EXPORT CRATE FRT.EXPCRT	NET \$ 137
----------------------------------	------------

EXTRA HIGH DENSITY HI.DEN	\$ 662
------------------------------------	--------

GRAB BARS (Pair) *Additional finishes on page 15*

Standard Grab Bars GRA.BAR-XXX (Group 1 - PC or PB)	\$ 441
Universal Grab Bars UGB-XXX (Group 1 - PC or PB)	\$ 473

HYDRO BLANKET | BLA.HEA-X

2 Zones	\$ 1,218
3 Zones	\$ 1,523
4 Zones	\$ 1,701
5 Zones (with 2 controls)	\$ 1,922

HYDRO COAT HYC.COA	\$ 305
-----------------------------	--------

HYDRO EXPRESS 69.104-HYD.EXP	NET \$ 140
---------------------------------------	------------

HYDRO FUSION

Hydro Fusion (Tub Only) 29.102	\$ 798
Hydro Fusion with Ozone (Tub Only) 29.103	\$ 1,082
Hydro Fusion (TA, Whirlpool, Combo) 29.107	\$ 1,208

HYDRO INDULGE HYD.IND	\$ 2,646
--------------------------------	----------

HYDROZONE UV COMBO SYSTEM | OZUV.XXX

Whirlpool and Combo Systems only	
110 V OZUV.110	\$ 935
220 V OZUV.220	\$ 935

INLINE HEATER *Whirlpool and Combo Systems only*

<i>No dedicated GFI required for 6 amp models.</i>	
12.50 Amps 1.5 KW - 110V 27.100	\$ 651
6.25 Amps 1.5 KW - 220V 27.101	\$ 704
6.00 Amps 0.75 KW 27.103	\$ 583

JETS *Additional finishes on page 15*

Additional Jumbo or Rotating Jet (JET.JJ-XX JET.JR-XX)	
Group 1 - PC or PB	\$ 231
Additional Standard or Swirling Jet (JET.STD-XX JET.SWI-XX)	
Group 1 - PC or PB	\$ 221
Jumbo Jet Upgrade JUP.JJ-XX	\$ 100
Rotating Jet Upgrade JUP.JR-XX	\$ 100
Swirling Jet Upgrade JUP.SWI-XX	\$ 63
Micro Therapy Jet MTJ.XXX (BIS, BLA, BON, SIL, WHI)	\$ 179
Custom Jet Locations 69.116-CUS.JET	No Charge
<i>(Must include drawing of locations)</i>	

JET PLATING *For jet plating options go to page 16*

LCD TEMP. READOUT KEYPAD LCD.UPG	\$ 510
---	--------

Upgrade only, must have a keypad controlled system to purchase.

LIGHTING LED Bath Light Chromotherapy System LIG.LED	\$ 662
---	--------

LOW WATER PROTECTION (Includes 30 minute timer)

110V LOW.WAT-110	\$ 341
220V LOW.WAT-220	\$ 368

MOLDED ARMRESTS

Some molded armrests add an interior detail line to the bathtub

NECK MASSEUSE JET PILLOW PIL.NEC-XX	\$ 683
--	--------

Available in black, bone and white.

PADDED HEADREST PILLOW 41.128 (Black only)	\$ 137
---	--------

PUMPS

Custom Pump Locations 69.116-CUS.PMP	No Charge
Pump Upgrades PMP.UP (110V to 220V on 2.25 H.P. only)	\$ 289

REMOTE CONTROL REM.CON	\$ 609
---------------------------------	--------

Must have system to purchase

SKIRTS *For skirt options go to pages 16-17*

WASTE & OVERFLOW WOV.XX	INCLUDED
--------------------------------------	----------

Integral W/O (Std. round) IWO.XX	\$ 341
Linear Integral W/O LWO-XXX	\$ 341
<i>Additional finishes on page 17</i>	

ENTRÉ - with flange

60”L x 32”W x 18”D Left Hand (shown)
66”L x 32”W x 18”D
Includes armrests
Specify RH or LH Drain
Gel coat model



MODEL / PRICING

ENT6032GTO	Tub Only	\$ 1,964
ENT6032GWP	Whirlpool (6)	\$ 4,451
ENT6032GTA	Thermal Air	\$ 4,548
ENT6032GCO	Combo System	\$ 6,441

ENT6632GTO	Tub Only	\$ 2,000
ENT6632GWP	Whirlpool (6)	\$ 4,526
ENT6632GTA	Thermal Air	\$ 4,590
ENT6632GCO	Combo System	\$ 6,527

ERICA

60”L x 60”W x 24”D
Includes armrests



MODEL / PRICING

ERI6060ATO	Tub Only	\$ 3,066
ERI6060AWP	Whirlpool (6)	\$ 5,280

ERI6060ATA	Thermal Air	\$ 5,682
ERI6060ACO	Combo System	\$ 7,538

COLORS *Additional lead time is required for premium colors*

GEL COAT BATHTUB COLORS
Standard Colors: Almond | Bone | White | Biscuit Included
Color matching (colors match all manufacturers’ fixture colors) \$ 440

BACK MASSEUSE SYSTEMS *Additional finishes on page 15*

System I - Manual Control (WP/CO) BAC.MA1-XXX	\$ 725
System II - Electronic Control (WP/CO) BAC.MA2-XXX	\$ 1,460
System III - Electronic Control (TA) BAC.MA3-XXX	\$ 2,310

EXPORT CRATE FRT.EXPCRT	NET \$ 137
----------------------------------	------------

EXTRA HIGH DENSITY HI.DEN	\$ 662
------------------------------------	--------

GRAB BARS (Pair) *Additional finishes on page 15*

Standard Grab Bars GRA.BAR-XXX (Group 1 - PC or PB)	\$ 441
Universal Grab Bars UGB-XXX (Group 1 - PC or PB)	\$ 473

HYDRO BLANKET | BLA.HEA-X

2 Zones	\$ 1,218
3 Zones	\$ 1,523
4 Zones	\$ 1,701
5 Zones (with 2 controls)	\$ 1,922

HYDRO COAT HYC.COA	\$ 305
-----------------------------	--------

HYDRO EXPRESS 69.104-HYD.EXP	NET \$ 140
---------------------------------------	------------

HYDRO FUSION

Hydro Fusion (Tub Only) 29.102	\$ 798
Hydro Fusion with Ozone (Tub Only) 29.103	\$ 1,082
Hydro Fusion (TA, Whirlpool, Combo) 29.107	\$ 1,208

HYDRO INDULGE HYD.IND	\$ 2,646
--------------------------------	----------

HYDROZONE UV COMBO SYSTEM | OZUV.XXX

Whirlpool and Combo Systems only	
110 V OZUV.110	\$ 935
220 V OZUV.220	\$ 935

INLINE HEATER *Whirlpool and Combo Systems only*

<i>No dedicated GFI required for 6 amp models.</i>	
12.50 Amps 1.5 KW - 110V 27.100	\$ 651
6.25 Amps 1.5 KW - 220V 27.101	\$ 704
6.00 Amps 0.75 KW 27.103	\$ 583

JETS *Additional finishes on page 15*

Additional Jumbo or Rotating Jet (JET.JJ-XX | JET.JR-XX)
Group 1 - PC or PB \$ 231
Additional Standard or Swirling Jet (JET.STD-XX | JET.SWI-XX)
Group 1 - PC or PB \$ 221
Jumbo Jet Upgrade | JUP.JJ-XX \$ 100
Rotating Jet Upgrade | JUP.JR-XX \$ 100
Swirling Jet Upgrade | JUP.SWI-XX \$ 63
Micro Therapy Jet | MTJ.XXX (BIS, BLA, BON, SIL, WHI) \$ 179
Custom Jet Locations | 69.116-CUS.JET No Charge
(Must include drawing of locations)

JET PLATING *For jet plating options go to page 16*

LCD TEMP. READOUT KEYPAD LCD.UPG	\$ 510
---	--------

Upgrade only, must have a keypad controlled system to purchase.

LIGHTING LED Bath Light Chromatherapy System LIG.LED	\$ 662
---	--------

LOW WATER PROTECTION (Includes 30 minute timer)

110V LOW.WAT-110	\$ 341
220V LOW.WAT-220	\$ 368

MICRO MOUNT 69.140MCREDG	\$ 126
-----------------------------------	--------

NECK MASSEUSE JET PILLOW PIL.NEC-XX	\$ 683
--	--------

Available in black, bone and white.

PADDED HEADREST PILLOW 41.128 (Black only)	\$ 137
---	--------

PUMPS

Custom Pump Locations 69.116-CUS.PMP	No Charge
Pump Upgrades PMP.UP (110V to 220V on 2.25 H.P. only)	\$ 289

REMOTE CONTROL REM.CON	\$ 609
---------------------------------	--------

Must have system to purchase

SKIRTS *For skirt options go to pages 16-17*

WASTE & OVERFLOW WOV.XX	INCLUDED
--------------------------------------	----------

Integral W/O (Std. round) IWO.XX	\$ 341
Linear Integral W/O LWO-XXX	\$ 341

Additional finishes on page 17

COLORS *Additional lead time is required for premium colors*

ACRYLIC BATHTUB COLORS
Standard Colors: Bone | White | Biscuit Included
Premium Colors: Black | Ice Grey | Sandbar \$ 431
Matte Finish: NET \$ 483

BACK MASSEUSE SYSTEMS *Additional finishes on page 15*

System I - Manual Control (WP/CO) BAC.MA1-XXX	\$ 725
System II - Electronic Control (WP/CO) BAC.MA2-XXX	\$ 1,460
System III - Electronic Control (TA) BAC.MA3-XXX	\$ 2,310

EXPORT CRATE FRT.EXPCRT	NET \$ 137
----------------------------------	------------

EXTRA HIGH DENSITY HI.DEN	\$ 662
------------------------------------	--------

GRAB BARS (Pair) *Additional finishes on page 15*

Standard Grab Bars GRA.BAR-XXX (Group 1 - PC or PB)	\$ 441
Universal Grab Bars UGB-XXX (Group 1 - PC or PB)	\$ 473

HYDRO BLANKET | BLA.HEA-X

2 Zones	\$ 1,218
3 Zones	\$ 1,523
4 Zones	\$ 1,701

HYDRO COAT HYC.COA	\$ 305
-----------------------------	--------

HYDRO EXPRESS 69.104-HYD.EXP	NET \$ 140
---------------------------------------	------------

HYDRO FUSION

Hydro Fusion (Tub Only) 29.102	\$ 798
Hydro Fusion with Ozone (Tub Only) 29.103	\$ 1,082
Hydro Fusion (TA, Whirlpool, Combo) 29.107	\$ 1,208

HYDRO INDULGE HYD.IND	\$ 2,646
--------------------------------	----------

HYDROZONE UV COMBO SYSTEM | OZUV.XXX

Whirlpool and Combo Systems only	
110 V OZUV.110	\$ 935
220 V OZUV.220	\$ 935

INLINE HEATER *Whirlpool and Combo Systems only*

<i>No dedicated GFI required for 6 amp models.</i>	
12.50 Amps 1.5 KW - 110V 27.100	\$ 651
6.25 Amps 1.5 KW - 220V 27.101	\$ 704
6.00 Amps 0.75 KW 27.103	\$ 583

JETS *Additional finishes on page 15*

Additional Jumbo or Rotating Jet (JET.JJ-XX | JET.JR-XX)
Group 1 - PC or PB \$ 231
Additional Standard or Swirling Jet (JET.STD-XX | JET.SWI-XX)
Group 1 - PC or PB \$ 221
Jumbo Jet Upgrade | JUP.JJ-XX \$ 100
Rotating Jet Upgrade | JUP.JR-XX \$ 100
Swirling Jet Upgrade | JUP.SWI-XX \$ 63
Micro Therapy Jet | MTJ.XXX (BIS, BLA, BON, SIL, WHI) \$ 179
Custom Jet Locations | 69.116-CUS.JET No Charge
(Must include drawing of locations)

JET PLATING *For jet plating options go to page 16*

LCD TEMP. READOUT KEYPAD LCD.UPG	\$ 510
---	--------

Upgrade only, must have a keypad controlled system to purchase.

LIGHTING LED Bath Light Chromatherapy System LIG.LED	\$ 662
---	--------

LOW WATER PROTECTION (Includes 30 minute timer)

110V LOW.WAT-110	\$ 341
220V LOW.WAT-220	\$ 368

MICRO MOUNT 69.140MCREDG	\$ 126
-----------------------------------	--------

NECK MASSEUSE JET PILLOW PIL.NEC-XX	\$ 683
--	--------

Available in black, bone and white.

PADDED HEADREST PILLOW 41.128 (Black only)	\$ 137
---	--------

PUMPS

Custom Pump Locations 69.116-CUS.PMP	No Charge
Pump Upgrades PMP.UP (110V to 220V on 2.25 H.P. only)	\$ 289

REMOTE CONTROL REM.CON	\$ 609
---------------------------------	--------

Must have system to purchase

SKIRTS *For skirt options go to pages 16-17*

TILE FLANGES FLA.MO-X	\$ 200
--------------------------------	--------

WASTE & OVERFLOW WOV.XX	INCLUDED
--------------------------------------	----------

Integral W/O (Std. round) IWO.XX	\$ 341
Linear Integral W/O LWO-XXX	\$ 341

Additional finishes on page 17

ESTEE

66”L x 32”W x 24”D - center drain
72”L x 36”W x 24”D - center drain
W/O Included
Foam fill sound insulator included
Remote blower required for Thermal Air system
Available as drop-in model, see Elle page 40



MODEL / PRICING

EST6632ATO	Tub Only	\$ 4,746	EST7236ATO	Tub Only	\$ 4,867
EST6632ATA	Thermal Air	\$ 6,752	EST7236ATA	Thermal Air	\$ 7,009

COLORS *Additional lead time is required for premium colors*

ACRYLIC BATHTUB COLORS	
Standard Colors: Bone White Biscuit	Included
Premium Colors: Black Ice Grey Sandbar	\$ 1,218
Matte Finish:	\$ 1,180
Dual Color Option:	\$ 2,142
MODEL/COLOR1/COLOR2 (XXX.XXX.XXX)	
SURFACES (outside only)	
Faux Metallic: Galvanized [GAL] Weathered Nickel [WN]	\$ 3,370
Metallic: Polished Nickel [PN]	\$ 16,850
MODEL/METAL/COLOR (XXX.XXX.XXX)	

EXPORT CRATE FRT.EXPCRT	NET \$ 137
---------------------------	------------

EXTRA HIGH DENSITY HI.DEN	\$ 662
-----------------------------	--------

GRAB BARS (Pair)	
Standard Grab Bars GRA.BAR-XXX	
Group 1 - PC or PB	\$ 441
Group 2 - AB, BB, SB, BC, PN, SN, BN	\$ 572
Group 3 - PG, BG, SG	\$ 777
Universal Grab Bars UGB-XXX	
Group 1 - PC or PB	\$ 473
Group 2 - AB, BB, SB, BC, PN, SN, BN	\$ 609
Group 3 - PG, BG, SG	\$ 798

HEATED BACKREST	INCLUDED ON THERMAL AIR
-----------------	-------------------------

HYDRO BLANKET BLA.HEA-X	
2 Zones	\$ 1,218
3 Zones	\$ 1,523
4 Zones	\$ 1,701
5 Zones (with 2 controls)	\$ 1,922

HYDRO COAT HYC.COA	\$ 305
----------------------	--------

HYDRO EXPRESS 69.104-HYD.EXP	NET \$ 250
--------------------------------	------------

HYDROZONE	INCLUDED ON THERMAL AIR
-----------	-------------------------

ISLAND TUB DRAIN ITD.XXX	
----------------------------	--

ABS, PVC ITD.ABS ITD.PVC	\$ 341
Cast Iron ITD.CST	\$ 415

LCD TEMP. READOUT KEYPAD LCD.UPG	\$ 510
------------------------------------	--------

Upgrade only, must have a keypad controlled system to purchase.

LIGHTING LED Bath Light Chromatherapy System LIG.LED	\$ 662
--	--------

MOLDED ARMRESTS

<i>Some molded armrests add an interior detail line to the bathtub</i>	
2 Armrests (one pair) ARM.MOL-2	\$ 137
4 Armrests (two pairs) ARM.MOL-4	\$ 273

PADDED HEADREST PILLOW 41.128 (Black only)	\$ 137
--	--------

REMOTE CONTROL REM.CON	\$ 609
--------------------------	--------

Must have thermal air system to purchase

WASTE & OVERFLOW

Integral W/O (Std. round) IWO.XX	INCLUDED
WHI, BIS, PC, PB, PN, BC, BB, BN, SC, SB, SN, ORB, PE	No Charge
Gold Finish Upgrade (PG, BG)	\$ 609

Linear Integral W/O LWO-XXX	NO CHARGE UPGRADE
--------------------------------------	-------------------

EVANSPORT

60”L x 42”W x 21”D
72”L x 42”W x 21”D
Includes armrests



MODEL / PRICING

EVA6042ATO	Tub Only	\$ 2,373	EVA7242ATO	Tub Only	\$ 2,615
EVA6042AWP	Whirlpool (8)	\$ 4,622	EVA7242AWP	Whirlpool (8)	\$ 4,778
EVA6042ATA	Thermal Air	\$ 5,248	EVA7242ATA	Thermal Air	\$ 5,286
EVA6042ACO	Combo System	\$ 7,164	EVA7242ACO	Combo System	\$ 7,335

COLORS *Additional lead time is required for premium colors*

ACRYLIC BATHTUB COLORS	
Standard Colors: Bone White Biscuit	Included
Premium Colors: Black Ice Grey Sandbar	\$ 431
Matte Finish:	NET \$ 483

BACK MASSEUSE SYSTEMS *Additional finishes on page 15*

System I - Manual Control (WP/CO) BAC.MA1-XXX	\$ 725
System II - Electronic Control (WP/CO) BAC.MA2-XXX	\$ 1,460
System III - Electronic Control (TA) BAC.MA3-XXX	\$ 2,310

EXPORT CRATE FRT.EXPCRT	NET \$ 137
---------------------------	------------

EXTRA HIGH DENSITY HI.DEN	\$ 662
-----------------------------	--------

GRAB BARS (Pair) *Additional finishes on page 15*

Standard Grab Bars GRA.BAR-XXX (Group 1 - PC or PB)	\$ 441
Universal Grab Bars UGB-XXX (Group 1 - PC or PB)	\$ 473

HYDRO BLANKET BLA.HEA-X	
---------------------------	--

2 Zones	\$ 1,218
3 Zones	\$ 1,523
4 Zones	\$ 1,701

HYDRO COAT HYC.COA	\$ 305
----------------------	--------

HYDRO EXPRESS 69.104-HYD.EXP	NET \$ 140
--------------------------------	------------

HYDRO FUSION

Hydro Fusion (Tub Only) 29.102	\$ 798
Hydro Fusion with Ozone (Tub Only) 29.103	\$ 1,082
Hydro Fusion (TA, Whirlpool, Combo) 29.107	\$ 1,208

HYDRO INDULGE HYD.IND	\$ 2,646
-------------------------	----------

HYDROZONE UV COMBO SYSTEM | OZUV.XXX

Whirlpool and Combo Systems only	
110 V OZUV.110	\$ 935
220 V OZUV.220	\$ 935

INLINE HEATER *Whirlpool and Combo Systems only*

No dedicated GFI required for 6 amp models.

12.50 Amps 1.5 KW - 110V 27.100	\$ 651
6.25 Amps 1.5 KW - 220V 27.101	\$ 704
6.00 Amps 0.75 KW 27.103	\$ 583

JETS *Additional finishes on page 15*

Additional Jumbo or Rotating Jet (JET.JJ-XX JET.JR-XX)	
Group 1 - PC or PB	\$ 231
Additional Standard or Swirling Jet (JET.STD-XX JET.SWI-XX)	
Group 1 - PC or PB	\$ 221
Jumbo Jet Upgrade JUP.JJ-XX	\$ 100
Rotating Jet Upgrade JUP.JR-XX	\$ 100
Swirling Jet Upgrade JUP.SWI-XX	\$ 63
Micro Therapy Jet MTJ.XXX (BIS, BLA, BON, SIL, WHI)	\$ 179
Custom Jet Locations 69.116-CUS.JET	No Charge
<i>(Must include drawing of locations)</i>	

JET PLATING *For jet plating options go to page 16*

LCD TEMP. READOUT KEYPAD LCD.UPG	\$ 510
------------------------------------	--------

Upgrade only, must have a keypad controlled system to purchase.

LIGHTING LED Bath Light Chromatherapy System LIG.LED	\$ 662
--	--------

LOW WATER PROTECTION (Includes 30 minute timer)

110V LOW.WAT-110	\$ 341
220V LOW.WAT-220	\$ 368

MICRO MOUNT 69.140MCREDG	\$ 126
----------------------------	--------

NECK MASSEUSE JET PILLOW PIL.NEC-XX	\$ 683
---------------------------------------	--------

Available in black, bone and white.

PADDED HEADREST PILLOW 41.128 (Black only)	\$ 137
--	--------

PUMPS

Custom Pump Locations 69.116-CUS.PMP	No Charge
Pump Upgrades PMP.UP (110V to 220V on 2.25 H.P. only)	\$ 289

REMOTE CONTROL REM.CON	\$ 609
--------------------------	--------

Must have system to purchase

SKIRTS *For skirt options go to pages 16-17*

TILE FLANGES FLA.MO-X	\$ 200
-------------------------	--------

UNDERMOUNT UNDRMT	No Charge
---------------------	-----------

WASTE & OVERFLOW | WOV.XX

Integral W/O (Std. round) IWO.XX	\$ 341
Linear Integral W/O LWO-XXX	\$ 341

Additional finishes on page 17

FANTASY

60”L x 42”W x 21”D - w/ pillow
72”L x 42”W x 21”D - w/ pillows
*Pillows are color matched to tub.
For more options please call Hydro Systems*



MODEL / PRICING

FAN6042ATO	Tub Only	\$ 3,271	FAN7242ATO	Tub Only	\$ 3,360
FAN6042AWP	Whirlpool (6)	\$ 5,537	FAN7242AWP	Whirlpool (8)	\$ 5,880
FAN6042ATA	Thermal Air	\$ 6,078	FAN7242ATA	Thermal Air	\$ 6,179
FAN6042ACO	Combo System	\$ 7,768	FAN7242ACO	Combo System	\$ 7,768

COLORS *Additional lead time is required for premium colors*

ACRYLIC BATHTUB COLORS	
Standard Colors: Bone White Biscuit	Included
Premium Colors: Black Ice Grey Sandbar	\$ 431
Matte Finish:	NET \$ 483

BACK MASSEUSE SYSTEMS *Additional finishes on page 15*

System I - Manual Control (WP/CO) BAC.MA1-XXX	\$ 725
System II - Electronic Control (WP/CO) BAC.MA2-XXX	\$ 1,460
System III - Electronic Control (TA) BAC.MA3-XXX	\$ 2,310

EXPORT CRATE FRT.EXPCRT	NET \$ 137
----------------------------------	------------

EXTRA HIGH DENSITY HI.DEN	\$ 662
------------------------------------	--------

GRAB BARS (Pair) *Additional finishes on page 15*

Standard Grab Bars GRA.BAR-XXX (Group 1 - PC or PB)	\$ 441
Universal Grab Bars UGB-XXX (Group 1 - PC or PB)	\$ 473

HYDRO BLANKET | BLA.HEA-X

2 Zones	\$ 1,218
3 Zones	\$ 1,523
4 Zones	\$ 1,701

HYDRO COAT HYC.COA	\$ 305
-----------------------------	--------

HYDRO EXPRESS 69.104-HYD.EXP	NET \$ 140
---------------------------------------	------------

HYDRO FUSION

Hydro Fusion (Tub Only) 29.102	\$ 798
Hydro Fusion with Ozone (Tub Only) 29.103	\$ 1,082
Hydro Fusion (TA, Whirlpool, Combo) 29.107	\$ 1,208

HYDRO INDULGE HYD.IND	\$ 2,646
--------------------------------	----------

HYDROZONE UV COMBO SYSTEM | OZUV.XXX

Whirlpool and Combo Systems only	
110 V OZUV.110	\$ 935
220 V OZUV.220	\$ 935

INLINE HEATER *Whirlpool and Combo Systems only*

<i>No dedicated GFI required for 6 amp models.</i>	
12.50 Amps 1.5 KW - 110V 27.100	\$ 651
6.25 Amps 1.5 KW - 220V 27.101	\$ 704
6.00 Amps 0.75 KW 27.103	\$ 583

FUJI

40”L x 40”W x 32”D - Gel coat model
60”L x 40”W x 26”D - Specify overflow location
60”L x 40”W x 32”D - Specify overflow location - Gel coat model
(Pump mounting not available on all Fuji models)



FUJ4040

MODEL / PRICING

FUJ4040GTO	Tub Only	\$ 2,882	FUJ6040ATO	Tub Only	\$ 3,292	FUJ6040GTO	Tub Only	\$ 3,171
FUJ4040GWP	Whirlpool (6)	\$ 5,874	FUJ6040AWP	Whirlpool (8)	\$ 6,591	FUJ6040GWP	Whirlpool (8)	\$ 6,495
FUJ4040GTA	Thermal Air	\$ 5,628	FUJ6040ATA	Thermal Air	\$ 6,099	FUJ6040GTA	Thermal Air	\$ 5,960
FUJ4040GCO	Combo System	\$ 7,843	FUJ6040ACO	Combo System	\$ 8,544	FUJ6040GCO	Combo System	\$ 8,453

COLORS *Additional lead time is required for premium colors*

ACRYLIC BATHTUB COLORS	
Standard Colors: Bone White Biscuit	Included
Premium Colors: Black Ice Grey Sandbar	\$ 431
Matte Finish:	NET \$ 483

GEL COAT BATHTUB COLORS	
Standard Colors: Almond Bone White Biscuit	Included
Color matching (colors match all manufacturers' fixture colors)	\$ 440

BACK MASSEUSE SYSTEMS *Additional finishes on page 15*

System I - Manual Control (WP/CO) BAC.MA1-XXX	\$ 725
System II - Electronic Control (WP/CO) BAC.MA2-XXX	\$ 1,460
System III - Electronic Control (TA) BAC.MA3-XXX	\$ 2,310

EXPORT CRATE FRT.EXPCRT	NET \$ 137
----------------------------------	------------

EXTRA HIGH DENSITY HI.DEN	\$ 662
------------------------------------	--------

GRAB BARS (Pair) *Additional finishes on page 15*

Standard Grab Bars GRA.BAR-XXX (Group 1 - PC or PB)	\$ 441
Universal Grab Bars UGB-XXX (Group 1 - PC or PB)	\$ 473

HYDRO BLANKET | BLA.HEA-X

2 Zones: \$ 1,218	3 Zones: \$ 1,523	4 Zones: \$ 1,701
-------------------	-------------------	-------------------

HYDRO COAT HYC.COA	\$ 305
-----------------------------	--------

HYDRO EXPRESS 69.104-HYD.EXP	NET \$ 140
---------------------------------------	------------

HYDRO FUSION

Hydro Fusion (Tub Only) 29.102	\$ 798
Hydro Fusion with Ozone (Tub Only) 29.103	\$ 1,082
Hydro Fusion (TA, Whirlpool, Combo) 29.107	\$ 1,208

HYDRO INDULGE HYD.IND	\$ 2,646
--------------------------------	----------

HYDROZONE UV COMBO SYSTEM | OZUV.XXX

<i>Whirlpool and Combo Systems only</i>	
110 V OZUV.110	\$ 935
220 V OZUV.220	\$ 935

INLINE HEATER *Whirlpool and Combo Systems only*

<i>No dedicated GFI required for 6 amp models.</i>	
12.50 Amps 1.5 KW - 110V 27.100	\$ 651
6.25 Amps 1.5 KW - 220V 27.101	\$ 704
6.00 Amps 0.75 KW 27.103	\$ 583

JETS *Additional finishes on page 15*

Additional Jumbo or Rotating Jet (JET.JJ-XX JET.JR-XX)	
Group 1 - PC or PB	\$ 231
Additional Standard or Swirling Jet (JET.STD-XX JET.SWI-XX)	
Group 1 - PC or PB	\$ 221

Jumbo Jet Upgrade JUP.JJ-XX	\$ 100
Rotating Jet Upgrade JUP.JR-XX	\$ 100
Swirling Jet Upgrade JUP.SWI-XX	\$ 63
Micro Therapy Jet MTJ.XXX (BIS, BLA, BON, SIL, WHI)	\$ 179
Custom Jet Locations 69.116-CUS.JET	No Charge
<i>(Must include drawing of locations)</i>	

JET PLATING *For jet plating options go to page 16*

LCD TEMP. READOUT KEYPAD LCD.UPG	\$ 510
---	--------

Upgrade only, must have a keypad controlled system to purchase.

LIGHTING LED Bath Light Chromotherapy System LIG.LED	\$ 662
---	--------

LOW WATER PROTECTION (Includes 30 minute timer)

110V LOW.WAT-110	\$ 341	220V LOW.WAT-220	\$ 368
--------------------	--------	--------------------	--------

MICRO MOUNT 69.140MCREDG	\$ 126
-----------------------------------	--------

MOLDED ARMRESTS

Some molded armrests add an interior detail line to the bathtub
2 Armrests (one pair) | ARM.MOL-2 \$ 137

NECK MASSEUSE JET PILLOW PIL.NEC-XX	\$ 683
--	--------

Available in black, bone and white.

PADDED HEADREST PILLOW 41.128 (Black only)	\$ 137
---	--------

PUMPS Custom Pump Locations 69.116-CUS.PMP	No Charge
--	-----------

Pump Upgrades PMP.UP (110V to 220V on 2.25 H.P. only)	\$ 289
--	--------

REMOTE CONTROL REM.CON	\$ 609
---------------------------------	--------

Must have system to purchase

TILE FLANGES FLA.MO-X	\$ 200
--------------------------------	--------

UNDERMOUNT UNDRMT	No Charge
----------------------------	-----------

WASTE & OVERFLOW WOV.XX	INCLUDED
--------------------------------------	----------

Integral W/O (Std. round) IWO.XX	\$ 341
Linear Integral W/O LWO-XXX	\$ 341
<i>Additional finishes on page 17</i>	

GALAXIE

60”L x 38”W x 19”D
66”L x 38”W x 19”D
66”L x 42”W x 19”D
66”L x 44”W x 19”D
74”L x 44”W x 19”D
Available as freestanding model, see Casey page 24



MODEL / PRICING

GAL6038ATO	Tub Only	\$ 3,124	GAL6638ACO	Combo System	\$ 7,265	GAL6644ATA	Thermal Air	\$ 5,692
GAL6038AWP	Whirlpool (6)	\$ 5,425	GAL6642ATO	Tub Only	\$ 3,208	GAL6644ACO	Combo System	\$ 7,490
GAL6038ATA	Thermal Air	\$ 5,387	GAL6642AWP	Whirlpool (8)	\$ 5,725	GAL7444ATO	Tub Only	\$ 3,381
GAL6038ACO	Combo System	\$ 7,228	GAL6642ATA	Thermal Air	\$ 5,676	GAL7444AWP	Whirlpool (8)	\$ 5,922
GAL6638ATO	Tub Only	\$ 3,208	GAL6642ACO	Combo System	\$ 7,597	GAL7444ATA	Thermal Air	\$ 5,687
GAL6638AWP	Whirlpool (8)	\$ 5,527	GAL6644ATO	Tub Only	\$ 3,218	GAL7444ACO	Combo System	\$ 7,838
GAL6638ATA	Thermal Air	\$ 5,425	GAL6644AWP	Whirlpool (8)	\$ 5,735			

COLORS *Additional lead time is required for premium colors*

ACRYLIC BATHTUB COLORS	
Standard Colors: Bone White Biscuit	Included
Premium Colors: Black Ice Grey Sandbar	\$ 431
Matte Finish:	NET \$ 483

BACK MASSEUSE SYSTEMS *Additional finishes on page 15*

System I - Manual Control (WP/CO) BAC.MA1-XXX	\$ 725
System II - Electronic Control (WP/CO) BAC.MA2-XXX	\$ 1,460
System III - Electronic Control (TA) BAC.MA3-XXX	\$ 2,310

EXPORT CRATE FRT.EXPCRT	NET \$ 137
----------------------------------	------------

EXTRA HIGH DENSITY HI.DEN	\$ 662
------------------------------------	--------

GRAB BARS (Pair) *Additional finishes on page 15*

Standard Grab Bars GRA.BAR-XXX (Group 1 - PC or PB)	\$ 441
Universal Grab Bars UGB-XXX (Group 1 - PC or PB)	\$ 473

HYDRO BLANKET BLA.HEA-X	
----------------------------------	--

2 Zones: \$ 1,218	3 Zones: \$ 1,523	4 Zones: \$ 1,701
-------------------	-------------------	-------------------

HYDRO COAT HYC.COA	\$ 305
-----------------------------	--------

HYDRO EXPRESS 69.104-HYD.EXP	NET \$ 140
---------------------------------------	------------

HYDRO FUSION

Hydro Fusion (Tub Only) 29.102	\$ 798
Hydro Fusion with Ozone (Tub Only) 29.103	\$ 1,082
Hydro Fusion (TA, Whirlpool, Combo) 29.107	\$ 1,208

HYDRO INDULGE HYD.IND	\$ 2,646
--------------------------------	----------

HYDROZONE UV COMBO SYSTEM | OZUV.XXX

Whirlpool and Combo Systems only	
110 V OZUV.110	\$ 935
220 V OZUV.220	\$ 935

INLINE HEATER *Whirlpool and Combo Systems only*

<i>No dedicated GFI required for 6 amp models.</i>	
12.50 Amps 1.5 KW - 110V 27.100	\$ 651
6.25 Amps 1.5 KW - 220V 27.101	\$ 704
6.00 Amps 0.75 KW 27.103	\$ 583

JETS *Additional finishes on page 15*

Additional Jumbo or Rotating Jet (JET.JJ-XX JET.JR-XX)	
Group 1 - PC or PB	\$ 231
Additional Standard or Swirling Jet (JET.STD-XX JET.SWI-XX)	
Group 1 - PC or PB	\$ 221
Jumbo Jet Upgrade JUP.JJ-XX	\$ 100
Rotating Jet Upgrade JUP.JR-XX	\$ 100
Swirling Jet Upgrade JUP.SWI-XX	\$ 63
Micro Therapy Jet MTJ.XXX (BIS, BLA, BON, SIL, WHI)	\$ 179
Custom Jet Locations 69.116-CUS.JET	No Charge
<i>(Must include drawing of locations)</i>	

JET PLATING *For jet plating options go to page 16*

LCD TEMP. READOUT KEYPAD LCD.UPG	\$ 510
---	--------

Upgrade only, must have a keypad controlled system to purchase.

LIGHTING LED Bath Light Chromatherapy System LIG.LED	\$ 662
---	--------

LOW WATER PROTECTION (Includes 30 minute timer)

110V LOW.WAT-110	\$ 341
220V LOW.WAT-220	\$ 368

MICRO MOUNT 69.140MCREDG	\$ 126
-----------------------------------	--------

MOLDED ARMRESTS

<i>Some molded armrests add an interior detail line to the bathtub</i>	
2 Armrests (one pair) ARM.MOL-2	\$ 137

NECK MASSEUSE JET PILLOW PIL.NEC-XX	\$ 683
--	--------

Available in black, bone and white.

PUMPS

Custom Pump Locations 69.116-CUS.PMP	No Charge
Pump Upgrades PMP.UP (110V to 220V on 2.25 H.P. only)	\$ 289

REMOTE CONTROL REM.CON	\$ 609
---------------------------------	--------

Must have system to purchase

WASTE & OVERFLOW WOV.XX	INCLUDED
--------------------------------------	----------

Integral W/O (Std. round) IWO.XX	\$ 341
Linear Integral W/O LWO-XXX	\$ 341
<i>Additional finishes on page 17</i>	

ISABELLA

60”L x 36”W x 19”D
66”L x 36”W x 19”D - No drip ledge
72”L x 36”W x 19”D
Includes armrests & soap dishes



MODEL / PRICING

ISA6036ATO	Tub Only	\$ 2,310	ISA6636ATO	Tub Only	\$ 2,415	ISA7236ATO	Tub Only	\$ 2,615
ISA6036AWP	Whirlpool (6)	\$ 4,703	ISA6636AWP	Whirlpool (6)	\$ 4,772	ISA7236AWP	Whirlpool (6)	\$ 4,836
ISA6036ATA	Thermal Air	\$ 4,976	ISA6636ATA	Thermal Air	\$ 6,784	ISA7236ATA	Thermal Air	\$ 5,157
ISA6036ACO	Combo System	\$ 6,698	ISA6636ACO	Combo System	\$ 6,698	ISA7236ACO	Combo System	\$ 6,827

COLORS *Additional lead time is required for premium colors*

ACRYLIC BATHTUB COLORS	
Standard Colors: Bone White Biscuit	Included
Premium Colors: Black Ice Grey Sandbar	\$ 431
Matte Finish:	NET \$ 483

BACK MASSEUSE SYSTEMS *Additional finishes on page 15*

System I - Manual Control (WP/CO) BAC.MA1-XXX	\$ 725
System II - Electronic Control (WP/CO) BAC.MA2-XXX	\$ 1,460
System III - Electronic Control (TA) BAC.MA3-XXX	\$ 2,310

EXPORT CRATE FRT.EXPCRT	NET \$ 137
----------------------------------	------------

EXTRA HIGH DENSITY HI.DEN	\$ 662
------------------------------------	--------

GRAB BARS (Pair) *Additional finishes on page 15*

Standard Grab Bars GRA.BAR-XXX (Group 1 - PC or PB)	\$ 441
Universal Grab Bars UGB-XXX (Group 1 - PC or PB)	\$ 473

HYDRO BLANKET BLA.HEA-X	
----------------------------------	--

2 Zones: \$ 1,218	4 Zones: \$ 1,701
3 Zones: \$ 1,523	5 Zones: \$ 1,922

HYDRO COAT HYC.COA	\$ 305
-----------------------------	--------

HYDRO EXPRESS 69.104-HYD.EXP	NET \$ 140
---------------------------------------	------------

HYDRO FUSION

Hydro Fusion (Tub Only) 29.102	\$ 798
Hydro Fusion with Ozone (Tub Only) 29.103	\$ 1,082
Hydro Fusion (TA, Whirlpool, Combo) 29.107	\$ 1,208

HYDRO INDULGE HYD.IND	\$ 2,646
--------------------------------	----------

HYDROZONE UV COMBO SYSTEM | OZUV.XXX

Whirlpool and Combo Systems only	
110 V OZUV.110	\$ 935
220 V OZUV.220	\$ 935

INLINE HEATER *Whirlpool and Combo Systems only*

<i>No dedicated GFI required for 6 amp models.</i>	
12.50 Amps 1.5 KW - 110V 27.100	\$ 651
6.25 Amps 1.5 KW - 220V 27.101	\$ 704
6.00 Amps 0.75 KW 27.103	\$ 583

JETS *Additional finishes on page 15*

Additional Jumbo or Rotating Jet (JET.JJ-XX JET.JR-XX)	
Group 1 - PC or PB	\$ 231
Additional Standard or Swirling Jet (JET.STD-XX JET.SWI-XX)	
Group 1 - PC or PB	\$ 221
Jumbo Jet Upgrade JUP.JJ-XX	\$ 100
Rotating Jet Upgrade JUP.JR-XX	\$ 100
Swirling Jet Upgrade JUP.SWI-XX	\$ 63
Micro Therapy Jet MTJ.XXX (BIS, BLA, BON, SIL, WHI)	\$ 179
Custom Jet Locations 69.116-CUS.JET	No Charge
<i>(Must include drawing of locations)</i>	

JET PLATING *For jet plating options go to page 16*

LCD TEMP. READOUT KEYPAD LCD.UPG	\$ 510
---	--------

Upgrade only, must have a keypad controlled system to purchase.

LIGHTING LED Bath Light Chromatherapy System LIG.LED	\$ 662
---	--------

LOW WATER PROTECTION (Includes 30 minute timer)

110V LOW.WAT-110	\$ 341	220V LOW.WAT-220	\$ 368
--------------------	--------	--------------------	--------

MICRO MOUNT 69.140MCREDG	\$ 126
-----------------------------------	--------

NECK MASSEUSE JET PILLOW PIL.NEC-XX	\$ 683
--	--------

Available in black, bone and white.

PADDED HEADREST PILLOW 41.128 (Black only)	\$ 137
---	--------

PUMPS

Custom Pump Locations 69.116-CUS.PMP	No Charge
Pump Upgrades PMP.UP (110V to 220V on 2.25 H.P. only)	\$ 289

REMOTE CONTROL REM.CON	\$ 609
---------------------------------	--------

Must have system to purchase

SKIRTS *For skirt options go to pages 16-17*

TILE FLANGES FLA.MO-X	\$ 200
--------------------------------	--------

WASTE & OVERFLOW WOV.XX	INCLUDED
--------------------------------------	----------

Integral W/O (Std. round) IWO.XX	\$ 341
Linear Integral W/O LWO-XXX	\$ 341
<i>Additional finishes on page 17</i>	

JACQUELINE

66”L x 40”W x 24”D - end drain
W/O Included
Available as drop-in model, see Kimberly page 56



MODEL / PRICING

JAC6640ATO	Tub Only	\$ 4,741	JAC6640ATA	Thermal Air	\$ 7,640
JAC6640AWP	Whirlpool (6)	\$ 7,410	JAC6640ACO	Combo System	\$ 9,716

COLORS *Additional lead time is required for premium colors*

ACRYLIC BATHTUB COLORS	
Standard Colors: Bone White Biscuit	Included
Premium Colors: Black Ice Grey Sandbar	\$ 1,218
Matte Finish:	\$ 1,180
Dual Color Option:	\$ 2,142
MODEL/COLOR1/COLOR2 (XXX.XXX.XXX)	

SURFACES (outside only)	
Faux Metallic: Galvanized [GAL] Weathered Nickel [WN]	\$ 3,370
Metallic: Polished Nickel [PN]	\$ 16,850
MODEL/METAL/COLOR (XXX.XXX.XXX)	

BACK MASSEUSE SYSTEMS <i>Additional finishes on page 15</i>	
System I - Manual Control (WP/CO) BAC.MA1-XXX	\$ 725
System II - Electronic Control (WP/CO) BAC.MA2-XXX	\$ 1,460
System III - Electronic Control (TA) BAC.MA3-XXX	\$ 2,310

EXPORT CRATE FRT.EXPCRT	NET \$ 137
----------------------------------	------------

EXTRA HIGH DENSITY HI.DEN	\$ 662
------------------------------------	--------

GRAB BARS (Pair) <i>Additional finishes on page 15</i>	
Standard Grab Bars GRA.BAR-XXX (Group 1 - PC or PB)	\$ 441
Universal Grab Bars UGB-XXX (Group 1 - PC or PB)	\$ 473

HEATED BACKREST	INCLUDED ON TA, WP, CO
------------------------	------------------------

HYDRO BLANKET BLA.HEA-X			
2 Zones	\$ 1,218	4 Zones	\$ 1,701
3 Zones	\$ 1,523	5 Zones	\$ 1,922

HYDRO COAT HYC.COA	\$ 305
-----------------------------	--------

HYDRO EXPRESS 69.104-HYD.EXP	NET \$ 250
---------------------------------------	------------

HYDRO FUSION	
Hydro Fusion (Tub Only) 29.102	\$ 798
Hydro Fusion with Ozone (Tub Only) 29.103	\$ 1,082
Hydro Fusion (TA, Whirlpool, Combo) 29.107	\$ 1,208

HYDROZONE	INCLUDED ON TA, WP, CO
------------------	------------------------

HYDROZONE UV COMBO SYSTEM OZUV.XXX	
Whirlpool and Combo Systems only	
110 V OZUV.110	\$ 935
220 V OZUV.220	\$ 935

INLINE HEATER <i>Whirlpool and Combo Systems only</i>		
<i>No dedicated GFI required for 6 amp models.</i>		
12.50 Amps 1.5 KW - 110V 27.100		\$ 651
6.25 Amps 1.5 KW - 220V 27.101		\$ 704
6.00 Amps 0.75 KW 27.103		\$ 583

ISLAND TUB DRAIN ITD.XXX	
ABS, PVC ITD.ABS ITD.PVC	\$ 341
Cast Iron ITD.CST	\$ 415

JETS <i>Additional finishes on page 15</i>	
Additional Jumbo or Rotating Jet (JET.JJ-XX JET.JR-XX)	
Group 1 - PC or PB	\$ 231
Additional Standard or Swirling Jet (JET.STD-XX JET.SWI-XX)	
Group 1 - PC or PB	\$ 221
Jumbo Jet Upgrade JUP.JJ-XX	\$ 100
Rotating Jet Upgrade JUP.JR-XX	\$ 100
Swirling Jet Upgrade JUP.SWI-XX	\$ 63
Micro Therapy Jet MTJ.XXX (BIS, BLA, BON, SIL, WHI)	\$ 179
Custom Jet Locations 69.116-CUS.JET	No Charge
<i>(Must include drawing of locations)</i>	

JET PLATING <i>For jet plating options go to page 16</i>

LCD TEMP. READOUT KEYPAD LCD.UPG	\$ 510
---	--------

Upgrade only, must have a keypad controlled system to purchase.

LIGHTING LED Bath Light Chromatherapy System LIG.LED	\$ 662
---	--------

LOW WATER PROTECTION (Includes 30 minute timer)			
110V LOW.WAT-110	\$ 341	220V LOW.WAT-220	\$ 368

NECK MASSEUSE JET PILLOW PIL.NEC-XX	\$ 683
--	--------

Available in black, bone and white.

PADDED HEADREST PILLOW 41.128 (Black only)	\$ 137
---	--------

PUMPS Custom Pump Locations 69.116-CUS.PMP		No Charge
Pump Upgrades PMP.UP (110V to 220V on 2.25 H.P. only)	\$ 289	

REMOTE CONTROL REM.CON	\$ 609
---------------------------------	--------

Must have system to purchase

WASTE & OVERFLOW		
Integral W/O (Std. round) IWO.XX		INCLUDED
WHI, BIS, PC, PB, PN, BC, BB, BN, SC, SB, SN, ORB, PE	No Charge	
Gold Finish Upgrade (PG, BG)	\$ 609	
Linear Integral W/O LWO-XXX	NO CHARGE UPGRADE	

JENNIFER

72”L x 48”W x 25”D
Includes armrests



MODEL / PRICING

JEN7248ATO	Tub Only	\$ 3,612	JEN7248ATA	Thermal Air	\$ 5,939
JEN7248AWP	Whirlpool (8)	\$ 6,249	JEN7248ACO	Combo System	\$ 8,095

COLORS *Additional lead time is required for premium colors*

ACRYLIC BATHTUB COLORS	
Standard Colors: Bone White Biscuit	Included
Premium Colors: Black Ice Grey Sandbar	\$ 431
Matte Finish:	NET \$ 483

BACK MASSEUSE SYSTEMS <i>Additional finishes on page 15</i>	
System I - Manual Control (WP/CO) BAC.MA1-XXX	\$ 725
System II - Electronic Control (WP/CO) BAC.MA2-XXX	\$ 1,460
System III - Electronic Control (TA) BAC.MA3-XXX	\$ 2,310

EXPORT CRATE FRT.EXPCRT	NET \$ 137
----------------------------------	------------

EXTRA HIGH DENSITY HI.DEN	\$ 662
------------------------------------	--------

GRAB BARS (Pair) <i>Additional finishes on page 15</i>	
Standard Grab Bars GRA.BAR-XXX (Group 1 - PC or PB)	\$ 441
Universal Grab Bars UGB-XXX (Group 1 - PC or PB)	\$ 473

HYDRO BLANKET BLA.HEA-X	
2 Zones	\$ 1,218
3 Zones	\$ 1,523
4 Zones	\$ 1,701

HYDRO COAT HYC.COA	\$ 305
-----------------------------	--------

HYDRO EXPRESS 69.104-HYD.EXP	NET \$ 140
---------------------------------------	------------

HYDRO FUSION	
Hydro Fusion (Tub Only) 29.102	\$ 798
Hydro Fusion with Ozone (Tub Only) 29.103	\$ 1,082
Hydro Fusion (TA, Whirlpool, Combo) 29.107	\$ 1,208

HYDRO INDULGE HYD.IND	\$ 2,646
--------------------------------	----------

HYDROZONE UV COMBO SYSTEM OZUV.XXX	
Whirlpool and Combo Systems only	
110 V OZUV.110	\$ 935
220 V OZUV.220	\$ 935

INLINE HEATER <i>Whirlpool and Combo Systems only</i>		
<i>No dedicated GFI required for 6 amp models.</i>		
12.50 Amps 1.5 KW - 110V 27.100		\$ 651
6.25 Amps 1.5 KW - 220V 27.101		\$ 704
6.00 Amps 0.75 KW 27.103		\$ 583

JETS *Additional finishes on page 15*

Additional Jumbo or Rotating Jet (JET.JJ-XX JET.JR-XX)	
Group 1 - PC or PB	\$ 231
Additional Standard or Swirling Jet (JET.STD-XX JET.SWI-XX)	
Group 1 - PC or PB	\$ 221
Jumbo Jet Upgrade JUP.JJ-XX	\$ 100
Rotating Jet Upgrade JUP.JR-XX	\$ 100
Swirling Jet Upgrade JUP.SWI-XX	\$ 63
Micro Therapy Jet MTJ.XXX (BIS, BLA, BON, SIL, WHI)	\$ 179
Custom Jet Locations 69.116-CUS.JET	No Charge
<i>(Must include drawing of locations)</i>	

JET PLATING <i>For jet plating options go to page 16</i>

LCD TEMP. READOUT KEYPAD LCD.UPG	\$ 510
---	--------

Upgrade only, must have a keypad controlled system to purchase.

LIGHTING LED Bath Light Chromatherapy System LIG.LED	\$ 662
---	--------

LOW WATER PROTECTION (Includes 30 minute timer)	
110V LOW.WAT-110	\$ 341
220V LOW.WAT-220	\$ 368

NECK MASSEUSE JET PILLOW PIL.NEC-XX	\$ 683
--	--------

Available in black, bone and white.

PADDED HEADREST PILLOW 41.128 (Black only)	\$ 137
---	--------

PUMPS	
Custom Pump Locations 69.116-CUS.PMP	No Charge
Pump Upgrades PMP.UP (110V to 220V on 2.25 H.P. only)	\$ 289

REMOTE CONTROL REM.CON	\$ 609
---------------------------------	--------

Must have system to purchase

WASTE & OVERFLOW WOV.XX		INCLUDED
Integral W/O (Std. round) IWO.XX		\$ 341
Linear Integral W/O LWO-XXX		\$ 341
<i>Additional finishes on page 17</i>		

JESSICA - with skirt

60”L x 48”W x 21”D - no spout
72”L x 48”W x 21”D - with spout



MODEL / PRICING

JES6048ATO	Tub Only	\$ 3,932	JES7248ATO	Tub Only	\$ 4,536
JES6048AWP	Whirlpool (8)	\$ 6,752	JES7248AWP	Whirlpool (8)	\$ 8,688
JES6048ATA	Thermal Air	\$ 7,324	JES7248ATA	Thermal Air	\$ 8,458
JES6048ACO	Combo System	\$ 9,132	JES7248ACO	Combo System	\$ 10,593

KATARINA

69”L x 69”W x 26”D



MODEL / PRICING

KAT6969ATO	Tub Only	\$ 5,497	KAT6969ATA	Thermal Air	\$ 7,902
KAT6969AWP	Whirlpool (10)	\$ 8,207	KAT6969ACO	Combo System	\$ 10,037

COLORS *Additional lead time is required for premium colors*

ACRYLIC BATHTUB COLORS	
Standard Colors: Bone White Biscuit	Included
Premium Colors: Black Ice Grey Sandbar	\$ 431
Matte Finish:	NET \$ 483

BACK MASSEUSE SYSTEMS *Additional finishes on page 15*

System I - Manual Control (WP/CO) BAC.MA1-XXX	\$ 725
System II - Electronic Control (WP/CO) BAC.MA2-XXX	\$ 1,460
System III - Electronic Control (TA) BAC.MA3-XXX	\$ 2,310

EXPORT CRATE FRT.EXPCRT	NET \$ 137
----------------------------------	------------

EXTRA HIGH DENSITY HI.DEN	\$ 662
------------------------------------	--------

GRAB BARS (Pair) *Additional finishes on page 15*

Standard Grab Bars GRA.BAR-XXX (Group 1 - PC or PB)	\$ 441
Universal Grab Bars UGB-XXX (Group 1 - PC or PB)	\$ 473

HYDRO BLANKET | BLA.HEA-X

2 Zones	\$ 1,218
3 Zones	\$ 1,523
4 Zones	\$ 1,701

HYDRO COAT HYC.COA	\$ 305
-----------------------------	--------

HYDRO EXPRESS 69.104-HYD.EXP	NET \$ 140
---------------------------------------	------------

HYDRO FUSION

Hydro Fusion (Tub Only) 29.102	\$ 798
Hydro Fusion with Ozone (Tub Only) 29.103	\$ 1,082
Hydro Fusion (TA, Whirlpool, Combo) 29.107	\$ 1,208

HYDRO INDULGE HYD.IND	\$ 2,646
--------------------------------	----------

HYDROZONE UV COMBO SYSTEM | OZUV.XXX

Whirlpool and Combo Systems only	
110 V OZUV.110	\$ 935
220 V OZUV.220	\$ 935

INLINE HEATER *Whirlpool and Combo Systems only*

<i>No dedicated GFI required for 6 amp models.</i>	
12.50 Amps 1.5 KW - 110V 27.100	\$ 651
6.25 Amps 1.5 KW - 220V 27.101	\$ 704
6.00 Amps 0.75 KW 27.103	\$ 583

JETS *Additional finishes on page 15*

Additional Jumbo or Rotating Jet (JET.JJ-XX JET.JR-XX)	
Group 1 - PC or PB	\$ 231
Additional Standard or Swirling Jet (JET.STD-XX JET.SWI-XX)	
Group 1 - PC or PB	\$ 221
Jumbo Jet Upgrade JUP.JJ-XX	\$ 100
Rotating Jet Upgrade JUP.JR-XX	\$ 100
Swirling Jet Upgrade JUP.SWI-XX	\$ 63
Micro Therapy Jet MTJ.XXX (BIS, BLA, BON, SIL, WHI)	\$ 179
Custom Jet Locations 69.116-CUS.JET	No Charge
<i>(Must include drawing of locations)</i>	

JET PLATING *For jet plating options go to page 16*

LCD TEMP. READOUT KEYPAD LCD.UPG	\$ 510
---	--------

Upgrade only, must have a keypad controlled system to purchase.

LIGHTING LED Bath Light Chromotherapy System LIG.LED	\$ 662
---	--------

LOW WATER PROTECTION (Includes 30 minute timer)

110V LOW.WAT-110	\$ 341
220V LOW.WAT-220	\$ 368

NECK MASSEUSE JET PILLOW PIL.NEC-XX	\$ 683
--	--------

Available in black, bone and white.

PADDED HEADREST PILLOW 41.128 (Black only)	\$ 137
---	--------

PUMPS

Custom Pump Locations 69.116-CUS.PMP	No Charge
Pump Upgrades PMP.UP (110V to 220V on 2.25 H.P. only)	\$ 289

REMOTE CONTROL REM.CON	\$ 609
---------------------------------	--------

Must have system to purchase

TILE FLANGES FLA.MO-X	\$ 200
--------------------------------	--------

WASTE & OVERFLOW WOV.XX	INCLUDED
--------------------------------------	----------

Integral W/O (Std. round) IWO.XX	\$ 341
Linear Integral W/O LWO-XXX	\$ 341
<i>Additional finishes on page 17</i>	

COLORS *Additional lead time is required for premium colors*

ACRYLIC BATHTUB COLORS	
Standard Colors: Bone White Biscuit	Included
Premium Colors: Black Ice Grey Sandbar	\$ 431
Matte Finish:	NET \$ 483

BACK MASSEUSE SYSTEMS *Additional finishes on page 15*

System I - Manual Control (WP/CO) BAC.MA1-XXX	\$ 725
System II - Electronic Control (WP/CO) BAC.MA2-XXX	\$ 1,460
System III - Electronic Control (TA) BAC.MA3-XXX	\$ 2,310

EXPORT CRATE FRT.EXPCRT	NET \$ 137
----------------------------------	------------

EXTRA HIGH DENSITY HI.DEN	\$ 662
------------------------------------	--------

GRAB BARS (Pair) *Additional finishes on page 15*

Standard Grab Bars GRA.BAR-XXX (Group 1 - PC or PB)	\$ 441
Universal Grab Bars UGB-XXX (Group 1 - PC or PB)	\$ 473

HYDRO BLANKET | BLA.HEA-X

2 Zones	\$ 1,218
3 Zones	\$ 1,523
4 Zones	\$ 1,701

HYDRO COAT HYC.COA	\$ 305
-----------------------------	--------

HYDRO EXPRESS 69.104-HYD.EXP	NET \$ 140
---------------------------------------	------------

HYDRO FUSION

Hydro Fusion (Tub Only) 29.102	\$ 798
Hydro Fusion with Ozone (Tub Only) 29.103	\$ 1,082
Hydro Fusion (TA, Whirlpool, Combo) 29.107	\$ 1,208

HYDRO INDULGE HYD.IND	\$ 2,646
--------------------------------	----------

HYDROZONE UV COMBO SYSTEM | OZUV.XXX

Whirlpool and Combo Systems only	
110 V OZUV.110	\$ 935
220 V OZUV.220	\$ 935

INLINE HEATER *Whirlpool and Combo Systems only*

<i>No dedicated GFI required for 6 amp models.</i>	
12.50 Amps 1.5 KW - 110V 27.100	\$ 651
6.25 Amps 1.5 KW - 220V 27.101	\$ 704
6.00 Amps 0.75 KW 27.103	\$ 583

JETS *Additional finishes on page 15*

Additional Jumbo or Rotating Jet (JET.JJ-XX JET.JR-XX)	
Group 1 - PC or PB	\$ 231
Additional Standard or Swirling Jet (JET.STD-XX JET.SWI-XX)	
Group 1 - PC or PB	\$ 221
Jumbo Jet Upgrade JUP.JJ-XX	\$ 100
Rotating Jet Upgrade JUP.JR-XX	\$ 100
Swirling Jet Upgrade JUP.SWI-XX	\$ 63
Micro Therapy Jet MTJ.XXX (BIS, BLA, BON, SIL, WHI)	\$ 179
Custom Jet Locations 69.116-CUS.JET	No Charge
<i>(Must include drawing of locations)</i>	

JET PLATING *For jet plating options go to page 16*

LCD TEMP. READOUT KEYPAD LCD.UPG	\$ 510
---	--------

Upgrade only, must have a keypad controlled system to purchase.

LIGHTING LED Bath Light Chromotherapy System LIG.LED	\$ 662
---	--------

LOW WATER PROTECTION (Includes 30 minute timer)

110V LOW.WAT-110	\$ 341
220V LOW.WAT-220	\$ 368

MICRO MOUNT 69.140MCREDG	\$ 126
-----------------------------------	--------

NECK MASSEUSE JET PILLOW PIL.NEC-XX	\$ 683
--	--------

Available in black, bone and white.

PADDED HEADREST PILLOW 41.128 (Black only)	\$ 137
---	--------

PUMPS

Custom Pump Locations 69.116-CUS.PMP	No Charge
Pump Upgrades PMP.UP (110V to 220V on 2.25 H.P. only)	\$ 289

REMOTE CONTROL REM.CON	\$ 609
---------------------------------	--------

Must have system to purchase

TILE FLANGES FLA.MO-X	\$ 200
--------------------------------	--------

WASTE & OVERFLOW WOV.XX	INCLUDED
--------------------------------------	----------

Integral W/O (Std. round) IWO.XX	\$ 341
Linear Integral W/O LWO-XXX	\$ 341
<i>Additional finishes on page 17</i>	

KAYLA

74”L x 42”W x 22”D



MODEL / PRICING

KAY7442ATO	Tub Only	\$ 2,714	KAY7442ATA	Thermal Air	\$ 6,383
KAY7442AWP	Whirlpool (8)	\$ 6,559	KAY7442ACO	Combo System	\$ 8,753

COLORS *Additional lead time is required for premium colors*

ACRYLIC BATHTUB COLORS	
Standard Colors: Bone White Biscuit	Included
Premium Colors: Black Ice Grey Sandbar	\$ 431
Matte Finish:	NET \$ 483

BACK MASSEUSE SYSTEMS *Additional finishes on page 15*

System I - Manual Control (WP/CO) BAC.MA1-XXX	\$ 725
System II - Electronic Control (WP/CO) BAC.MA2-XXX	\$ 1,460
System III - Electronic Control (TA) BAC.MA3-XXX	\$ 2,310

EXPORT CRATE FRT.EXPCRT	NET \$ 137
----------------------------------	------------

EXTRA HIGH DENSITY HI.DEN	\$ 662
------------------------------------	--------

GRAB BARS (Pair) *Additional finishes on page 15*

Standard Grab Bars GRA.BAR-XXX (Group 1 - PC or PB)	\$ 441
Universal Grab Bars UGB-XXX (Group 1 - PC or PB)	\$ 473

HYDRO BLANKET | BLA.HEA-X

2 Zones	\$ 1,218
3 Zones	\$ 1,523
4 Zones	\$ 1,701

HYDRO COAT HYC.COA	\$ 305
-----------------------------	--------

HYDRO EXPRESS 69.104-HYD.EXP	NET \$ 140
---------------------------------------	------------

HYDRO FUSION

Hydro Fusion (Tub Only) 29.102	\$ 798
Hydro Fusion with Ozone (Tub Only) 29.103	\$ 1,082
Hydro Fusion (TA, Whirlpool, Combo) 29.107	\$ 1,208

HYDRO INDULGE HYD.IND	\$ 2,646
--------------------------------	----------

HYDROZONE UV COMBO SYSTEM | OZUV.XXX

Whirlpool and Combo Systems only	
110 V OZUV.110	\$ 935
220 V OZUV.220	\$ 935

INLINE HEATER *Whirlpool and Combo Systems only*

<i>No dedicated GFI required for 6 amp models.</i>	
12.50 Amps 1.5 KW - 110V 27.100	\$ 651
6.25 Amps 1.5 KW - 220V 27.101	\$ 704
6.00 Amps 0.75 KW 27.103	\$ 583

JETS *Additional finishes on page 15*

Additional Jumbo or Rotating Jet (JET.JJ-XX JET.JR-XX)	
Group 1 - PC or PB	\$ 231
Additional Standard or Swirling Jet (JET.STD-XX JET.SWI-XX)	
Group 1 - PC or PB	\$ 221
Jumbo Jet Upgrade JUP.JJ-XX	\$ 100
Rotating Jet Upgrade JUP.JR-XX	\$ 100
Swirling Jet Upgrade JUP.SWI-XX	\$ 63
Micro Therapy Jet MTJ.XXX (BIS, BLA, BON, SIL, WHI)	\$ 179
Custom Jet Locations 69.116-CUS.JET	No Charge
<i>(Must include drawing of locations)</i>	

JET PLATING *For jet plating options go to page 16*

LCD TEMP. READOUT KEYPAD LCD.UPG	\$ 510
---	--------

Upgrade only, must have a keypad controlled system to purchase.

LIGHTING LED Bath Light Chromatherapy System LIG.LED	\$ 662
---	--------

LOW WATER PROTECTION (Includes 30 minute timer)

110V LOW.WAT-110	\$ 341
220V LOW.WAT-220	\$ 368

MICRO MOUNT 69.140MCREDG	\$ 126
-----------------------------------	--------

MOLDED ARMRESTS

Some molded armrests add an interior detail line to the bathtub

2 Armrests (one pair) ARM.MOL-2	\$ 137
-----------------------------------	--------

NECK MASSEUSE JET PILLOW PIL.NEC-XX	\$ 683
--	--------

Available in black, bone and white.

PADDED HEADREST PILLOW 41.128 (Black only)	\$ 137
---	--------

PUMPS

Custom Pump Locations 69.116-CUS.PMP	No Charge
Pump Upgrades PMP.UP (110V to 220V on 2.25 H.P. only)	\$ 289

REMOTE CONTROL REM.CON	\$ 609
---------------------------------	--------

Must have system to purchase

TILE FLANGES FLA.MO-X	\$ 200
--------------------------------	--------

UNDERMOUNT UNDRMT	No Charge
----------------------------	-----------

WASTE & OVERFLOW WOV.XX	INCLUDED
--------------------------------------	----------

Integral W/O (Std. round) IWO.XX	\$ 341
Linear Integral W/O LWO-XXX	\$ 341

KELLIE

70”L x 40”W x 26”D - side center drain
W/O Included
Foam fill sound insulator included
Includes lumbar support
Remote blower required for Thermal Air system



MODEL / PRICING

KEL7040ATO	Tub Only	\$ 4,919	KEL7040ATA	Thermal Air	\$ 7,704
------------	----------	----------	------------	-------------	----------

COLORS *Additional lead time is required for premium colors*

ACRYLIC BATHTUB COLORS	
Standard Colors: Bone White Biscuit	Included
Premium Colors: Black Ice Grey Sandbar	\$ 1,218
Matte Finish:	\$ 1,180
Dual Color Option:	\$ 2,142
MODEL/COLOR1/COLOR2 (XXX.XXX.XXX)	

SURFACES (outside only)	
Faux Metallic: Galvanized [GAL] Weathered Nickel [WN]	\$ 3,370
Metallic: Polished Nickel [PN]	\$ 16,850
MODEL/METAL/COLOR (XXX.XXX.XXX)	

EXPORT CRATE FRT.EXPCRT	NET \$ 137
----------------------------------	------------

GRAB BARS (Pair)

Standard Grab Bars GRA.BAR-XXX	
Group 1 - PC or PB	\$ 441
Group 2 - AB, BB, SB, BC, PN, SN, BN	\$ 572
Group 3 - PG, BG, SG	\$ 777
Universal Grab Bars UGB-XXX	
Group 1 - PC or PB	\$ 473
Group 2 - AB, BB, SB, BC, PN, SN, BN	\$ 609
Group 3 - PG, BG, SG	\$ 798

HEATED BACKREST INCLUDED ON THERMAL AIR

HYDRO BLANKET | BLA.HEA-X

2 Zones	\$ 1,218
3 Zones	\$ 1,523
4 Zones	\$ 1,701
5 Zones (with 2 controls)	\$ 1,922

HYDRO COAT HYC.COA	\$ 305
-----------------------------	--------

HYDRO EXPRESS 69.104-HYD.EXP	NET \$ 250
---------------------------------------	------------

HYDROZONE INCLUDED ON THERMAL AIR

HYDROZONE UV COMBO SYSTEM | OZUV.XXX

Whirlpool and Combo Systems only	
110 V OZUV.110	\$ 935
220 V OZUV.220	\$ 935

ISLAND TUB DRAIN | ITD.XXX

ABS, PVC ITD.ABS ITD.PVC	\$ 341
Cast Iron ITD.CST	\$ 415

LCD TEMP. READOUT KEYPAD LCD.UPG	\$ 510
---	--------

Upgrade only, must have a keypad controlled system to purchase.

LIGHTING LED Bath Light Chromatherapy System LIG.LED	\$ 662
---	--------

MOLDED ARMRESTS

Some molded armrests add an interior detail line to the bathtub

2 Armrests (one pair) ARM.MOL-2	\$ 137
4 Armrests (two pairs) ARM.MOL-4	\$ 273

PADDED HEADREST PILLOW 41.128 (Black only)	\$ 137
---	--------

REMOTE CONTROL REM.CON	\$ 609
---------------------------------	--------

Must have thermal air system to purchase

WASTE & OVERFLOW

Integral W/O (Std. round) IWO.XX	INCLUDED
WHI, BIS, PC, PB, PN, BC, BB, BN, SC, SB, SN, ORB, PE	No Charge
Gold Finish Upgrade (PG, BG)	\$ 609

Linear Integral W/O LWO-XXX	NO CHARGE UPGRADE
--------------------------------------	-------------------

***Additional towel bar finishes available.
Call Hydro Systems for quote and lead times.***

KIMBERLY

66”L x 40”W x 24”D
72”L x 40”W x 24”D
Includes armrests
Available as freestanding model, see Jacqueline page 50



MODEL / PRICING

KIM6640ATO	Tub Only	\$ 3,287	KIM7240ATO	Tub Only	\$ 3,402
KIM6640AWP	Whirlpool (6)	\$ 5,922	KIM7240AWP	Whirlpool (6)	\$ 6,029
KIM6640ATA	Thermal Air	\$ 5,848	KIM7240ATA	Thermal Air	\$ 5,971
KIM6640ACO	Combo System	\$ 7,517	KIM7240ACO	Combo System	\$ 7,966

COLORS *Additional lead time is required for premium colors*

ACRYLIC BATHTUB COLORS	
Standard Colors: Bone White Biscuit	Included
Premium Colors: Black Ice Grey Sandbar	\$ 431
Matte Finish:	NET \$ 483

BACK MASSEUSE SYSTEMS *Additional finishes on page 15*

System I - Manual Control (WP/CO) BAC.MA1-XXX	\$ 725
System II - Electronic Control (WP/CO) BAC.MA2-XXX	\$ 1,460
System III - Electronic Control (TA) BAC.MA3-XXX	\$ 2,310

EXPORT CRATE FRT.EXPCRT	NET \$ 137
----------------------------------	------------

EXTRA HIGH DENSITY HI.DEN	\$ 662
------------------------------------	--------

GRAB BARS (Pair) *Additional finishes on page 15*

Standard Grab Bars GRA.BAR-XXX (Group 1 - PC or PB)	\$ 441
Universal Grab Bars UGB-XXX (Group 1 - PC or PB)	\$ 473

HYDRO BLANKET | BLA.HEA-X

2 Zones	\$ 1,218
3 Zones	\$ 1,523
4 Zones	\$ 1,701
5 Zones (with 2 controls)	\$ 1,922

HYDRO COAT HYC.COA	\$ 305
-----------------------------	--------

HYDRO EXPRESS 69.104-HYD.EXP	NET \$ 140
---------------------------------------	------------

HYDRO FUSION

Hydro Fusion (Tub Only) 29.102	\$ 798
Hydro Fusion with Ozone (Tub Only) 29.103	\$ 1,082
Hydro Fusion (TA, Whirlpool, Combo) 29.107	\$ 1,208

HYDRO INDULGE HYD.IND	\$ 2,646
--------------------------------	----------

HYDROZONE UV COMBO SYSTEM | OZUV.XXX

Whirlpool and Combo Systems only	
110 V OZUV.110	\$ 935
220 V OZUV.220	\$ 935

INLINE HEATER *Whirlpool and Combo Systems only*

<i>No dedicated GFI required for 6 amp models.</i>	
12.50 Amps 1.5 KW - 110V 27.100	\$ 651
6.25 Amps 1.5 KW - 220V 27.101	\$ 704
6.00 Amps 0.75 KW 27.103	\$ 583

KIRA

60”L x 32”W x 20”D
72”L x 32”W x 20”D



MODEL / PRICING

KIR6032ATO	Tub Only	\$ 2,305	KIR7232ATO	Tub Only	\$ 2,373
KIR6032AWP	Whirlpool (6)	\$ 4,906	KIR7232AWP	Whirlpool (6)	\$ 5,190
KIR6032ATA	Thermal Air	\$ 4,949	KIR7232ATA	Thermal Air	\$ 5,222
KIR6032ACO	Combo System	\$ 6,784	KIR7232ACO	Combo System	\$ 7,388

COLORS *Additional lead time is required for premium colors*

ACRYLIC BATHTUB COLORS	
Standard Colors: Bone White Biscuit	Included
Premium Colors: Black Ice Grey Sandbar	\$ 431
Matte Finish:	NET \$ 483

BACK MASSEUSE SYSTEMS *Additional finishes on page 15*

System I - Manual Control (WP/CO) BAC.MA1-XXX	\$ 725
System II - Electronic Control (WP/CO) BAC.MA2-XXX	\$ 1,460
System III - Electronic Control (TA) BAC.MA3-XXX	\$ 2,310

EXPORT CRATE FRT.EXPCRT	NET \$ 137
----------------------------------	------------

EXTRA HIGH DENSITY HI.DEN	\$ 662
------------------------------------	--------

GRAB BARS (Pair) *Additional finishes on page 15*

Standard Grab Bars GRA.BAR-XXX (Group 1 - PC or PB)	\$ 441
Universal Grab Bars UGB-XXX (Group 1 - PC or PB)	\$ 473

HYDRO BLANKET | BLA.HEA-X

2 Zones	\$ 1,218
3 Zones	\$ 1,523
4 Zones	\$ 1,701

HYDRO COAT HYC.COA	\$ 305
-----------------------------	--------

HYDRO EXPRESS 69.104-HYD.EXP	NET \$ 140
---------------------------------------	------------

HYDRO FUSION

Hydro Fusion (Tub Only) 29.102	\$ 798
Hydro Fusion with Ozone (Tub Only) 29.103	\$ 1,082
Hydro Fusion (TA, Whirlpool, Combo) 29.107	\$ 1,208

HYDRO INDULGE HYD.IND	\$ 2,646
--------------------------------	----------

HYDROZONE UV COMBO SYSTEM | OZUV.XXX

Whirlpool and Combo Systems only	
110 V OZUV.110	\$ 935
220 V OZUV.220	\$ 935

INLINE HEATER *Whirlpool and Combo Systems only*

<i>No dedicated GFI required for 6 amp models.</i>	
12.50 Amps 1.5 KW - 110V 27.100	\$ 651
6.25 Amps 1.5 KW - 220V 27.101	\$ 704
6.00 Amps 0.75 KW 27.103	\$ 583

JETS *Additional finishes on page 15*

Additional Jumbo or Rotating Jet (JET.JJ-XX JET.JR-XX)	
Group 1 - PC or PB	\$ 231
Additional Standard or Swirling Jet (JET.STD-XX JET.SWI-XX)	
Group 1 - PC or PB	\$ 221

Jumbo Jet Upgrade JUP.JJ-XX	\$ 100
Rotating Jet Upgrade JUP.JR-XX	\$ 100
Swirling Jet Upgrade JUP.SWI-XX	\$ 63
Micro Therapy Jet MTJ.XXX (BIS, BLA, BON, SIL, WHI)	\$ 179
Custom Jet Locations 69.116-CUS.JET	No Charge
<i>(Must include drawing of locations)</i>	

JET PLATING *For jet plating options go to page 16*

LCD TEMP. READOUT KEYPAD LCD.UPG	\$ 510
---	--------

Upgrade only, must have a keypad controlled system to purchase.

LIGHTING LED Bath Light Chromotherapy System LIG.LED	\$ 662
---	--------

LOW WATER PROTECTION (Includes 30 minute timer)

110V LOW.WAT-110	\$ 341	220V LOW.WAT-220	\$ 368
--------------------	--------	--------------------	--------

MICRO MOUNT 69.140MCREDG	\$ 126
-----------------------------------	--------

MOLDED ARMRESTS *(may add interior detail line to bathtub)*

2 Armrests (one pair) ARM.MOL-2	\$ 137
-----------------------------------	--------

NECK MASSEUSE JET PILLOW PIL.NEC-XX	\$ 683
--	--------

Available in black, bone and white.

PADDED HEADREST PILLOW 41.128 (Black only)	\$ 137
---	--------

PUMPS **Custom Pump Locations** | 69.116-CUS.PMP

Pump Upgrades PMP.UP (110V to 220V on 2.25 H.P. only)	\$ 289
--	--------

REMOTE CONTROL REM.CON	\$ 609
---------------------------------	--------

Must have system to purchase

SKIRTS *For skirt options go to pages 16-17*

TILE FLANGES FLA.MO-X	\$ 200
--------------------------------	--------

UNDERMOUNT UNDRMT	No Charge
----------------------------	-----------

WASTE & OVERFLOW | WOV.XX

Integral W/O (Std. round) IWO.XX	\$ 341
Linear Integral W/O LWO-XXX	\$ 341
<i>Additional finishes on page 17</i>	

LACEY

60”L x 30”W x 17”D	63”L x 28”W x 20”D	72”L x 36”W x 20”D
60”L x 30”W x 20”D	66”L x 30”W x 20”D	72”L x 40”W x 20”D
60”L x 32”W x 17”D*	66”L x 32”W x 17”D*	72”L x 54”W x 15”D -
60”L x 32”W x 20”D	66”L x 32”W x 20”D	Center Drain
60”L x 36”W x 20”D	66”L x 36”W x 20”D	
60”L x 42”W x 20”D	72”L x 32”W x 20”D	

Available as alcove model, see Sydney page 93



MODEL / PRICING

LAC6030ATOS	Tub Only	\$ 2,231	LAC6042ATO	Tub Only	\$ 2,557	LAC6636ATO	Tub Only	\$ 2,431
LAC6030AWPS	Whirlpool (6)	\$ 4,922	LAC6042AWP	Whirlpool (6)	\$ 5,195	LAC6636AWP	Whirlpool (6)	\$ 5,045
LAC6030ATAS	Thermal Air	\$ 5,088	LAC6042ATA	Thermal Air	\$ 5,473	LAC6636ATA	Thermal Air	\$ 5,222
LAC6030ACOS	Combo System	\$ 6,950	LAC6042ACO	Combo System	\$ 7,319	LAC6636ACO	Combo System	\$ 7,073
LAC6030ATO	Tub Only	\$ 2,231	LAC6328ATO	Tub Only	\$ 2,384	LAC7232ATO	Tub Only	\$ 2,510
LAC6030AWP	Whirlpool (6)	\$ 4,922	LAC6328AWP	Whirlpool (6)	\$ 4,986	LAC7232AWP	Whirlpool (6)	\$ 5,136
LAC6030ATA	Thermal Air	\$ 5,088	LAC6328ATA	Thermal Air	\$ 5,163	LAC7232ATA	Thermal Air	\$ 5,307
LAC6030ACO	Combo System	\$ 6,950	LAC6328ACO	Combo System	\$ 7,019	LAC7232ACO	Combo System	\$ 7,158
LAC6032ATOS	Tub Only	\$ 2,263	LAC6630ATO	Tub Only	\$ 2,384	LAC7236ATO	Tub Only	\$ 2,567
LAC6032AWPS	Whirlpool (6)	\$ 4,943	LAC6630AWP	Whirlpool (6)	\$ 4,986	LAC7236AWP	Whirlpool (6)	\$ 5,232
LAC6032ATAS	Thermal Air	\$ 5,120	LAC6630ATA	Thermal Air	\$ 5,163	LAC7236ATA	Thermal Air	\$ 5,580
LAC6032ACOS	Combo System	\$ 6,971	LAC6630ACO	Combo System	\$ 7,019	LAC7236ACO	Combo System	\$ 7,420
LAC6032ATO	Tub Only	\$ 2,263	LAC6632ATOS	Tub Only	\$ 2,336	LAC7240ATO	Tub Only	\$ 2,646
LAC6032AWP	Whirlpool (6)	\$ 4,943	LAC6632AWPS	Whirlpool (6)	\$ 4,997	LAC7240AWP	Whirlpool (6)	\$ 5,612
LAC6032ATA	Thermal Air	\$ 5,120	LAC6632ATAS	Thermal Air	\$ 5,168	LAC7240ATA	Thermal Air	\$ 5,409
LAC6032ACO	Combo System	\$ 6,971	LAC6632ACOS	Combo System	\$ 7,019	LAC7240ACO	Combo System	\$ 7,447
LAC6036ATO	Tub Only	\$ 2,326	LAC6632ATO	Tub Only	\$ 2,336	LAC7254ATO	Tub Only	\$ 2,725
LAC6036AWP	Whirlpool (6)	\$ 4,970	LAC6632AWP	Whirlpool (6)	\$ 4,997	LAC7254AWP	Whirlpool (8)	\$ 5,778
LAC6036ATA	Thermal Air	\$ 5,152	LAC6632ATA	Thermal Air	\$ 5,168	LAC7254ATA	Thermal Air	\$ 5,569
LAC6036ACO	Combo System	\$ 7,003	LAC6632ACO	Combo System	\$ 7,019	LAC7254ACO	Combo System	\$ 7,672

COLORS *Additional lead time is required for premium colors*

ACRYLIC BATHTUB COLORS		
Standard Colors: Bone White Biscuit	Included	
Premium Colors: Black Ice Grey Sandbar	\$ 431	
Matte Finish:	NET	\$ 483

BACK MASSEUSE SYSTEMS *Additional finishes on page 15*

System I - Manual Control (WP/CO) BAC.MA1-XXX	\$ 725
System II - Electronic Control (WP/CO) BAC.MA2-XXX	\$ 1,460
System III - Electronic Control (TA) BAC.MA3-XXX	\$ 2,310

EXPORT CRATE FRT.EXPCRT	NET \$ 137
----------------------------------	------------

EXTRA HIGH DENSITY HI.DEN	\$ 662
------------------------------------	--------

GRAB BARS (Pair) *Additional finishes on page 15*

Standard Grab Bars GRA.BAR-XXX		
Group 1 - PC or PB	\$ 441	
Group 2 - AB, BB, SB, BC, PN, SN, BN	\$ 572	
Group 3 - PG, BG, SG	\$ 777	
Universal Grab Bars UGB-XXX		
Group 1 - PC or PB	\$ 473	
Group 2 - AB, BB, SB, BC, PN, SN, BN	\$ 609	
Group 3 - PG, BG, SG	\$ 798	

HYDRO BLANKET | BLA.HEA-X

2 Zones	\$ 1,218
3 Zones	\$ 1,523
4 Zones	\$ 1,701
5 Zones (with 2 controls)	\$ 1,922

HYDRO COAT HYC.COA	\$ 305
-----------------------------	--------

HYDRO EXPRESS 69.104-HYD.EXP	NET \$ 140
---------------------------------------	------------

HYDRO FUSION	
Hydro Fusion (Tub Only) 29.102	\$ 798
Hydro Fusion with Ozone (Tub Only) 29.103	\$ 1,082
Hydro Fusion (TA, Whirlpool, Combo) 29.107	\$ 1,208

HYDRO INDULGE HYD.IND	\$ 2,646
--------------------------------	----------

HYDROZONE UV COMBO SYSTEM OZUV.XXX	
Whirlpool and Combo Systems only	
110 V OZUV.110	\$ 935
220 V OZUV.220	\$ 935

INLINE HEATER *Whirlpool and Combo Systems only*

<i>No dedicated GFI required for 6 amp models.</i>		
12.50 Amps 1.5 KW - 110V 27.100	\$ 651	
6.25 Amps 1.5 KW - 220V 27.101	\$ 704	
6.00 Amps 0.75 KW 27.103	\$ 583	

JETS

Installed per jet price for extra jets added to standard system price. All metallic finishes come with colored eyeball. Please note that a maximum of 4 Jumbo Jets is recommended, to avoid loss of water pressure.

Additional Jumbo or Rotating Jet	
JET.JJ-XX JET.JR-XX	
Color Trim	\$ 200
Group 1 - PC or PB	\$ 231
Group 2 - AB, BB, SB, BC, SC, PN, SN, BN	\$ 273
Group 3 - PG, BG, SG	\$ 315

Additional Standard or Swirling Jet	
JET.STD-XX JET.SWI-XX	
Color Trim	\$ 189
Group 1 - PC or PB	\$ 221
Group 2 - AB, BB, SB, BC, SC, PN, SN, BN	\$ 268
Group 3 - PG, BG, SG	\$ 305

Jumbo Jet Upgrade JUP.JJ-XX	\$ 100
Rotating Jet Upgrade JUP.JR-XX	\$ 100
Swirling Jet Upgrade JUP.SWI-XX	\$ 63
<i>(Per jet substitution price added to standard system price)</i>	

Micro Therapy Jet MTJ.XXX	\$ 179
BIS, BLA, BON, SIL, WHI	

Custom Jet Locations 69.116-CUS.JET	No Charge
<i>(Must include drawing of locations)</i>	

JET PLATING

Clear / Brass / Chrome. Trim kit covers jet escutcheons, suction, and electronic soft touch pad. *Per jet substitution price added to standard system price. All metallic finishes come with colored eyeball.*

Group 1 PC or PB	
6 Jets PLA.06-XX	\$ 357
8 Jets PLA.08-XX	\$ 457
10 Jets PLA.10-XX	\$ 483

Group 2 AB, BB, SB, BC, SC, PN, SN, BN	
6 Jets	\$ 662
8 Jets	\$ 893
10 Jets	\$ 1029

Group 3 PG, BG	
6 Jets	\$ 877
8 Jets	\$1,118
10 Jets	\$1,250

LCD TEMP. READOUT KEYPAD LCD.UPG	\$ 510
---	--------

Upgrade only, must have a keypad controlled system to purchase.

LIGHTING LED Bath Light Chromotherapy System LIG.LED	\$ 662
---	--------

LOW WATER PROTECTION (Includes 30 minute timer)	
110V LOW.WAT-110	\$ 341
220V LOW.WAT-220	\$ 368

MICRO MOUNT 69.140MCREDG	\$ 126
-----------------------------------	--------

MOLDED ARMRESTS

<i>Some molded armrests add an interior detail line to the bathtub</i>	
2 Armrests (one pair) ARM.MOL-2	\$ 137

NECK MASSEUSE JET PILLOW PIL.NEC-XX	\$ 683
--	--------

Available in black, bone and white.

PADDED HEADREST PILLOW 41.128 (Black only)	\$ 137
---	--------

PUMPS

Custom Pump Locations 69.116-CUS.PMP	No Charge
Pump Upgrades PMP.UP (110V to 220V on 2.25 H.P. only)	\$ 289

REMOTE CONTROL REM.CON	\$ 609
---------------------------------	--------

Must have system to purchase

SKIRTS

Integral Skirt	
<i>No access panel on Tub Only models.</i>	
Gel Coat SKI.XXG-XXX	\$ 630
Acrylic (Standard Colors) SKI.XXA-XXX	\$ 720
Acrylic (Premium Colors) SKI.XXA-XXX	\$ 815

Molded Skirt Panels	
<i>Additional lead time required; check with factory. Make sure to order a molded flange, if necessary.</i>	

Seamed	
1 sided* See Zen Skirt	\$ 719
2 sided* SKI.SMD-2	\$ 2,237
3 sided* SKI.SMD-3	\$ 2,940
4 sided* SKI.SMD-4	\$ 3,770

Seamless	
1 sided* SKI.SML-1	\$ 1,979
2 sided* SKI.SML-2	\$ 2,993
3 sided* SKI.SML-3	\$ 4,011
4 sided* SKI.SML-4	\$ 5,035

Premium Colors (additional price and lead time)	\$ 1,165
---	----------

**Specify which sides on worksheet.*

Floating Skirt <i>(option for seamless skirt only)</i>	
SKI.FLO-SML1	\$ 656
SKI.FLO-SML2	\$ 1,302
SKI.FLO-SMLX	\$ 1,953

Zen Skirt SKI.ZEN-XX	
<i>Factory installed. No access panel.</i>	
Standard Color	\$ 719
Premium Color	\$ 793

TILE FLANGES FLA.MO-X	\$ 200
--------------------------------	--------

UNDERMOUNT UNDRMT	No Charge
----------------------------	-----------

WASTE & OVERFLOW WOV.XX	INCLUDED
--------------------------------------	----------

Cable W/O	No Charge
(WHI, BIS, PC, PB, PN, BC, BB, BN, SC, SB, SN, ORB, PE)	

Cable W/O - Gold Finish Upgrade (PG, BG)	\$ 609
---	--------

Integral W/O (Std. round) IWO.XX	\$ 341
Waste and overflow manufactured as part of the bath. Comes standard as a round overflow cover. Drain will be a tip-toe style and drain outlet will be a direct drain.	

Linear Integral W/O LWO-XXX	\$ 341
Waste and overflow manufactured as part of the bath. Drain will be a tip-toe style and drain outlet will be a direct drain.	

Solid Brass Upgrade SBR.UP	NET \$ 105
-------------------------------------	------------

LARA

60”L x 60”W x 19”D- no skirt
Includes armrests & soap dishes



MODEL / PRICING

LAR6060ATO	Tub Only	\$ 3,066
LAR6060AWP	Whirlpool (6)	\$ 5,280

LAR6060ATA	Thermal Air	\$ 5,682
LAR6060ACO	Combo System	\$ 7,634

COLORS *Additional lead time is required for premium colors*

ACRYLIC BATHTUB COLORS	
Standard Colors: Bone White Biscuit	Included
Premium Colors: Black Ice Grey Sandbar	\$ 431
Matte Finish:	NET \$ 483

BACK MASSEUSE SYSTEMS *Additional finishes on page 15*

System I - Manual Control (WP/CO) BAC.MA1-XXX	\$ 725
System II - Electronic Control (WP/CO) BAC.MA2-XXX	\$ 1,460
System III - Electronic Control (TA) BAC.MA3-XXX	\$ 2,310

EXPORT CRATE FRT.EXPCRT	NET \$ 137
----------------------------------	------------

EXTRA HIGH DENSITY HI.DEN	\$ 662
------------------------------------	--------

GRAB BARS (Pair) *Additional finishes on page 15*

Standard Grab Bars GRA.BAR-XXX (Group 1 - PC or PB)	\$ 441
Universal Grab Bars UGB-XXX (Group 1 - PC or PB)	\$ 473

HYDRO BLANKET | BLA.HEA-X

2 Zones	\$ 1,218
3 Zones	\$ 1,523
4 Zones	\$ 1,701

HYDRO COAT HYC.COA	\$ 305
-----------------------------	--------

HYDRO EXPRESS 69.104-HYD.EXP	NET \$ 140
---------------------------------------	------------

HYDRO FUSION

Hydro Fusion (Tub Only) 29.102	\$ 798
Hydro Fusion with Ozone (Tub Only) 29.103	\$ 1,082
Hydro Fusion (TA, Whirlpool, Combo) 29.107	\$ 1,208

HYDRO INDULGE HYD.IND	\$ 2,646
--------------------------------	----------

HYDROZONE UV COMBO SYSTEM | OZUV.XXX

Whirlpool and Combo Systems only	
110 V OZUV.110	\$ 935
220 V OZUV.220	\$ 935

INLINE HEATER *Whirlpool and Combo Systems only*

<i>No dedicated GFI required for 6 amp models.</i>	
12.50 Amps 1.5 KW - 110V 27.100	\$ 651
6.25 Amps 1.5 KW - 220V 27.101	\$ 704
6.00 Amps 0.75 KW 27.103	\$ 583

LARGO

82”L x 64”W x 19”D
Gel coat model



MODEL / PRICING

LAR8264GTO	Tub Only	\$ 3,707
LAR8264GWP	Whirlpool (8)	\$ 7,340

LAR8264GTA	Thermal Air	\$ 6,575
LAR8264GCO	Combo System	\$ 9,293

COLORS *Additional lead time is required for premium colors*

GEL COAT BATHTUB COLORS	
Standard Colors: Almond Bone White Biscuit	Included
Color matching (colors match all manufacturers' fixture colors)	\$ 440

BACK MASSEUSE SYSTEMS *Additional finishes on page 15*

System I - Manual Control (WP/CO) BAC.MA1-XXX	\$ 725
System II - Electronic Control (WP/CO) BAC.MA2-XXX	\$ 1,460
System III - Electronic Control (TA) BAC.MA3-XXX	\$ 2,310

EXTRA HIGH DENSITY HI.DEN	\$ 662
------------------------------------	--------

GRAB BARS (Pair) *Additional finishes on page 15*

Standard Grab Bars GRA.BAR-XXX (Group 1 - PC or PB)	\$ 441
Universal Grab Bars UGB-XXX (Group 1 - PC or PB)	\$ 473

HYDRO BLANKET | BLA.HEA-X

2 Zones	\$ 1,218
3 Zones	\$ 1,523
4 Zones	\$ 1,701

HYDRO COAT HYC.COA	\$ 305
-----------------------------	--------

HYDRO EXPRESS 69.104-HYD.EXP	NET \$ 140
---------------------------------------	------------

HYDRO FUSION

Hydro Fusion (Tub Only) 29.102	\$ 798
Hydro Fusion with Ozone (Tub Only) 29.103	\$ 1,082
Hydro Fusion (TA, Whirlpool, Combo) 29.107	\$ 1,208

HYDRO INDULGE HYD.IND	\$ 2,646
--------------------------------	----------

HYDROZONE UV COMBO SYSTEM | OZUV.XXX

Whirlpool and Combo Systems only	
110 V OZUV.110	\$ 935
220 V OZUV.220	\$ 935

INLINE HEATER *Whirlpool and Combo Systems only*

<i>No dedicated GFI required for 6 amp models.</i>	
12.50 Amps 1.5 KW - 110V 27.100	\$ 651
6.25 Amps 1.5 KW - 220V 27.101	\$ 704
6.00 Amps 0.75 KW 27.103	\$ 583

JETS *Additional finishes on page 15*

Additional Jumbo or Rotating Jet (JET.JJ-XX JET.JR-XX)	
Group 1 - PC or PB	\$ 231
Additional Standard or Swirling Jet (JET.STD-XX JET.SWI-XX)	
Group 1 - PC or PB	\$ 221
Jumbo Jet Upgrade JUP.JJ-XX	\$ 100
Rotating Jet Upgrade JUP.JR-XX	\$ 100
Swirling Jet Upgrade JUP.SWI-XX	\$ 63
Micro Therapy Jet MTJ.XXX (BIS, BLA, BON, SIL, WHI)	\$ 179
Custom Jet Locations 69.116-CUS.JET	No Charge
<i>(Must include drawing of locations)</i>	

JET PLATING *For jet plating options go to page 16*

LCD TEMP. READOUT KEYPAD LCD.UPG	\$ 510
---	--------

Upgrade only, must have a keypad controlled system to purchase.

LIGHTING LED Bath Light Chromatherapy System | LIG.LED \$ 662

LOW WATER PROTECTION (Includes 30 minute timer)

110V LOW.WAT-110	\$ 341
220V LOW.WAT-220	\$ 368

MICRO MOUNT 69.140MCREDG	\$ 126
-----------------------------------	--------

MOLDED ARMRESTS

<i>Some molded armrests add an interior detail line to the bathtub</i>	
2 Armrests (one pair) ARM.MOL-2	\$ 137

NECK MASSEUSE JET PILLOW PIL.NEC-XX	\$ 683
--	--------

Available in black, bone and white.

PADDED HEADREST PILLOW 41.128 (Black only)	\$ 137
---	--------

PUMPS

Custom Pump Locations 69.116-CUS.PMP	No Charge
Pump Upgrades PMP.UP (110V to 220V on 2.25 H.P. only)	\$ 289

REMOTE CONTROL REM.CON	\$ 609
---------------------------------	--------

Must have system to purchase

WASTE & OVERFLOW | WOV.XX INCLUDED

Integral W/O (Std. round) IWO.XX	\$ 341
Linear Integral W/O LWO-XXX	\$ 341
<i>Additional finishes on page 17</i>	

LAUREN

70”L x 40”W x 27”D - side center drain
Includes lumbar support
W/O Included
Foam fill sound insulator included
Remote blower required for Thermal Air system
Available as drop-in model, see Marissa page XX



MODEL / PRICING

LAU7040ATO	Tub Only	\$ 5,497	LAU7040ATA	Thermal Air	\$ 8,314
------------	----------	----------	------------	-------------	----------

COLORS *Additional lead time is required for premium colors*

ACRYLIC BATHTUB COLORS	
Standard Colors: Bone White Biscuit	Included
Premium Colors: Black Ice Grey Sandbar	\$ 1,218
Matte Finish:	\$ 1,180
Dual Color Option:	\$ 2,142
MODEL/COLOR1/COLOR2 (XXX.XXX.XXX)	
SURFACES (outside only)	
Faux Metallic: Galvanized [GAL] Weathered Nickel [WN]	\$ 3,370
Metallic: Polished Nickel [PN]	\$ 16,850
MODEL/METAL/COLOR (XXX.XXX.XXX)	

EXPORT CRATE FRT.EXPCRT	NET \$ 137
---------------------------	------------

EXTRA HIGH DENSITY HI.DEN	\$ 662
-----------------------------	--------

GRAB BARS (Pair)	
Standard Grab Bars GRA.BAR-XXX	
Group 1 - PC or PB	\$ 441
Group 2 - AB, BB, SB, BC, PN, SN, BN	\$ 572
Group 3 - PG, BG, SG	\$ 777
Universal Grab Bars UGB-XXX	
Group 1 - PC or PB	\$ 473
Group 2 - AB, BB, SB, BC, PN, SN, BN	\$ 609
Group 3 - PG, BG, SG	\$ 798

HEATED BACKREST	INCLUDED ON THERMAL AIR
-----------------	-------------------------

HYDRO BLANKET BLA.HEA-X	
2 Zones	\$ 1,218
3 Zones	\$ 1,523
4 Zones	\$ 1,701
5 Zones (with 2 controls)	\$ 1,922

HYDRO COAT HYC.COA	\$ 305
----------------------	--------

HYDRO EXPRESS 69.104-HYD.EXP	NET \$ 250
--------------------------------	------------

HYDROZONE	INCLUDED ON THERMAL AIR
-----------	-------------------------

ISLAND TUB DRAIN ITD.XXX	
----------------------------	--

ABS, PVC ITD.ABS ITD.PVC	\$ 341
Cast Iron ITD.CST	\$ 415

LCD TEMP. READOUT KEYPAD LCD.UPG	\$ 510
------------------------------------	--------

Upgrade only, must have a keypad controlled system to purchase.

LIGHTING LED Bath Light Chromatherapy System LIG.LED	\$ 662
--	--------

MOLDED ARMRESTS	
<i>Some molded armrests add an interior detail line to the bathtub</i>	
2 Armrests (one pair) ARM.MOL-2	\$ 137
4 Armrests (two pairs) ARM.MOL-4	\$ 273

PADDED HEADREST PILLOW 41.128 (Black only)	\$ 137
--	--------

REMOTE CONTROL REM.CON	\$ 609
--------------------------	--------

Must have thermal air system to purchase

WASTE & OVERFLOW	
Integral W/O (Std. round) IWO.XX	
WHI, BIS, PC, PB, PN, BC, BB, BN, SC, SB, SN, ORB, PE	INCLUDED
Gold Finish Upgrade (PG, BG)	No Charge
	\$ 609

Linear Integral W/O LWO-XXX	NO CHARGE UPGRADE
-------------------------------	-------------------

LEXIE

66”L x 36”W x 20”D - hidden end drain
W/O Included
Foam fill sound insulator included
Remote blower required for Thermal Air system
Available as drop-in model, see Marlie page 69



MODEL / PRICING

LEX6636ATO	Tub Only	\$ 4,741	LEX6636ATA	Thermal Air	\$ 6,875
------------	----------	----------	------------	-------------	----------

COLORS *Additional lead time is required for premium colors*

ACRYLIC BATHTUB COLORS	
Standard Colors: Bone White Biscuit	Included
Premium Colors: Black Ice Grey Sandbar	\$ 1,218
Matte Finish:	\$ 1,180
Dual Color Option:	\$ 2,142
MODEL/COLOR1/COLOR2 (XXX.XXX.XXX)	
SURFACES (outside only)	
Faux Metallic: Galvanized [GAL] Weathered Nickel [WN]	\$ 3,370
Metallic: Polished Nickel [PN]	\$ 16,850
MODEL/METAL/COLOR (XXX.XXX.XXX)	

EXPORT CRATE FRT.EXPCRT	NET \$ 137
---------------------------	------------

EXTRA HIGH DENSITY HI.DEN	\$ 662
-----------------------------	--------

GRAB BARS (Pair)	
Standard Grab Bars GRA.BAR-XXX	
Group 1 - PC or PB	\$ 441
Group 2 - AB, BB, SB, BC, PN, SN, BN	\$ 572
Group 3 - PG, BG, SG	\$ 777
Universal Grab Bars UGB-XXX	
Group 1 - PC or PB	\$ 473
Group 2 - AB, BB, SB, BC, PN, SN, BN	\$ 609
Group 3 - PG, BG, SG	\$ 798

HEATED BACKREST	INCLUDED ON THERMAL AIR
-----------------	-------------------------

HYDRO BLANKET BLA.HEA-X	
2 Zones	\$ 1,218
3 Zones	\$ 1,523
4 Zones	\$ 1,701
5 Zones (with 2 controls)	\$ 1,922

HYDRO COAT HYC.COA	\$ 305
----------------------	--------

HYDRO EXPRESS 69.104-HYD.EXP	NET \$ 250
--------------------------------	------------

HYDROZONE	INCLUDED ON THERMAL AIR
-----------	-------------------------

ISLAND TUB DRAIN ITD.XXX	
----------------------------	--

ABS, PVC ITD.ABS ITD.PVC	\$ 341
Cast Iron ITD.CST	\$ 415

LCD TEMP. READOUT KEYPAD LCD.UPG	\$ 510
------------------------------------	--------

Upgrade only, must have a keypad controlled system to purchase.

LIGHTING LED Bath Light Chromatherapy System LIG.LED	\$ 662
--	--------

MOLDED ARMRESTS	
<i>Some molded armrests add an interior detail line to the bathtub</i>	
2 Armrests (one pair) ARM.MOL-2	\$ 137
4 Armrests (two pairs) ARM.MOL-4	\$ 273

PADDED HEADREST PILLOW 41.128 (Black only)	\$ 137
--	--------

REMOTE CONTROL REM.CON	\$ 609
--------------------------	--------

Must have thermal air system to purchase

WASTE & OVERFLOW	
Integral W/O (Std. round) IWO.XX	
WHI, BIS, PC, PB, PN, BC, BB, BN, SC, SB, SN, ORB, PE	INCLUDED
Gold Finish Upgrade (PG, BG)	No Charge
	\$ 609

Linear Integral W/O LWO-XXX	NO CHARGE UPGRADE
-------------------------------	-------------------

LILIANA I, II, III, IV

66”L x 42”W x 23”D
Must specify lip height when ordering



MODEL / PRICING

LIL6642ATO	Tub Only	\$ 3,224	LIL6642ATA	Thermal Air	\$ 5,735
LIL6642AWP	Whirlpool (8)	\$ 5,607	LIL6642ACO	Combo System	\$ 7,672

COLORS *Additional lead time is required for premium colors*

ACRYLIC BATHTUB COLORS	
Standard Colors: Bone White Biscuit	Included
Premium Colors: Black Ice Grey Sandbar	\$ 431
Matte Finish:	NET \$ 483

BACK MASSEUSE SYSTEMS *Additional finishes on page 15*

System I - Manual Control (WP/CO) BAC.MA1-XXX	\$ 725
System II - Electronic Control (WP/CO) BAC.MA2-XXX	\$ 1,460
System III - Electronic Control (TA) BAC.MA3-XXX	\$ 2,310

EXPORT CRATE FRT.EXPCRT	NET \$ 137
----------------------------------	------------

EXTRA HIGH DENSITY HI.DEN	\$ 662
------------------------------------	--------

GRAB BARS (Pair) *Additional finishes on page 15*

Standard Grab Bars GRA.BAR-XXX (Group 1 - PC or PB)	\$ 441
Universal Grab Bars UGB-XXX (Group 1 - PC or PB)	\$ 473

HYDRO BLANKET BLA.HEA-X	
----------------------------------	--

2 Zones	\$ 1,218
3 Zones	\$ 1,523
4 Zones	\$ 1,701

HYDRO COAT HYC.COA	\$ 305
-----------------------------	--------

HYDRO EXPRESS 69.104-HYD.EXP	NET \$ 140
---------------------------------------	------------

HYDRO FUSION

Hydro Fusion (Tub Only) 29.102	\$ 798
Hydro Fusion with Ozone (Tub Only) 29.103	\$ 1,082
Hydro Fusion (TA, Whirlpool, Combo) 29.107	\$ 1,208

HYDRO INDULGE HYD.IND	\$ 2,646
--------------------------------	----------

HYDROZONE UV COMBO SYSTEM | OZUV.XXX

Whirlpool and Combo Systems only	
110 V OZUV.110	\$ 935
220 V OZUV.220	\$ 935

INLINE HEATER *Whirlpool and Combo Systems only*

<i>No dedicated GFI required for 6 amp models.</i>	
12.50 Amps 1.5 KW - 110V 27.100	\$ 651
6.25 Amps 1.5 KW - 220V 27.101	\$ 704
6.00 Amps 0.75 KW 27.103	\$ 583

LORRAINE I, II, III, IV

60”L x 42”W x 22”D
74”L x 44”W x 22”D
Must specify lip height when ordering



MODEL / PRICING

LOR6042ATO	Tub Only	\$ 3,166	LOR7444ATO	Tub Only	\$ 3,297
LOR6042AWP	Whirlpool (8)	\$ 5,425	LOR7444AWP	Whirlpool (8)	\$ 5,810
LOR6042ATA	Thermal Air	\$ 5,618	LOR7444ATA	Thermal Air	\$ 6,067
LOR6042ACO	Combo System	\$ 7,645	LOR7444ACO	Combo System	\$ 7,811

COLORS *Additional lead time is required for premium colors*

ACRYLIC BATHTUB COLORS	
Standard Colors: Bone White Biscuit	Included
Premium Colors: Black Ice Grey Sandbar	\$ 431
Matte Finish:	NET \$ 483

BACK MASSEUSE SYSTEMS *Additional finishes on page 15*

System I - Manual Control (WP/CO) BAC.MA1-XXX	\$ 725
System II - Electronic Control (WP/CO) BAC.MA2-XXX	\$ 1,460
System III - Electronic Control (TA) BAC.MA3-XXX	\$ 2,310

EXPORT CRATE FRT.EXPCRT	NET \$ 137
----------------------------------	------------

EXTRA HIGH DENSITY HI.DEN	\$ 662
------------------------------------	--------

GRAB BARS (Pair) *Additional finishes on page 15*

Standard Grab Bars GRA.BAR-XXX (Group 1 - PC or PB)	\$ 441
Universal Grab Bars UGB-XXX (Group 1 - PC or PB)	\$ 473

HYDRO BLANKET BLA.HEA-X	
----------------------------------	--

2 Zones	\$ 1,218
3 Zones	\$ 1,523
4 Zones	\$ 1,701

HYDRO COAT HYC.COA	\$ 305
-----------------------------	--------

HYDRO EXPRESS 69.104-HYD.EXP	NET \$ 140
---------------------------------------	------------

HYDRO FUSION

Hydro Fusion (Tub Only) 29.102	\$ 798
Hydro Fusion with Ozone (Tub Only) 29.103	\$ 1,082
Hydro Fusion (TA, Whirlpool, Combo) 29.107	\$ 1,208

HYDRO INDULGE HYD.IND	\$ 2,646
--------------------------------	----------

HYDROZONE UV COMBO SYSTEM | OZUV.XXX

Whirlpool and Combo Systems only	
110 V OZUV.110	\$ 935
220 V OZUV.220	\$ 935

INLINE HEATER *Whirlpool and Combo Systems only*

<i>No dedicated GFI required for 6 amp models.</i>	
12.50 Amps 1.5 KW - 110V 27.100	\$ 651
6.25 Amps 1.5 KW - 220V 27.101	\$ 704
6.00 Amps 0.75 KW 27.103	\$ 583

JETS *Additional finishes on page 15*

Additional Jumbo or Rotating Jet (JET.JJ-XX JET.JR-XX)	
Group 1 - PC or PB	\$ 231
Additional Standard or Swirling Jet (JET.STD-XX JET.SWI-XX)	
Group 1 - PC or PB	\$ 221
Jumbo Jet Upgrade JUP.JJ-XX	\$ 100
Rotating Jet Upgrade JUP.JR-XX	\$ 100
Swirling Jet Upgrade JUP.SWI-XX	\$ 63
Micro Therapy Jet MTJ.XXX (BIS, BLA, BON, SIL, WHI)	\$ 179
Custom Jet Locations 69.116-CUS.JET	No Charge
<i>(Must include drawing of locations)</i>	

JET PLATING *For jet plating options go to page 16*

LCD TEMP. READOUT KEYPAD LCD.UPG	\$ 510
---	--------

Upgrade only, must have a keypad controlled system to purchase.

LIGHTING LED Bath Light Chromatherapy System LIG.LED	\$ 662
---	--------

LOW WATER PROTECTION (Includes 30 minute timer)

110V LOW.WAT-110	\$ 341
220V LOW.WAT-220	\$ 368

MICRO MOUNT 69.140MCREDG	\$ 126
-----------------------------------	--------

MOLDED ARMRESTS

<i>Some molded armrests add an interior detail line to the bathtub</i>	
2 Armrests (one pair) ARM.MOL-2	\$ 137

NECK MASSEUSE JET PILLOW PIL.NEC-XX	\$ 683
--	--------

Available in black, bone and white.

PADDED HEADREST PILLOW 41.128 (Black only)	\$ 137
---	--------

PUMPS

Custom Pump Locations 69.116-CUS.PMP	No Charge
Pump Upgrades PMP.UP (110V to 220V on 2.25 H.P. only)	\$ 289

REMOTE CONTROL REM.CON	\$ 609
---------------------------------	--------

Must have system to purchase

WASTE & OVERFLOW WOV.XX	INCLUDED
--------------------------------------	----------

Integral W/O (Std. round) IWO.XX	\$ 341
Linear Integral W/O LWO-XXX	\$ 341
<i>Additional finishes on page 17</i>	

LUCY

66”L x 36”W x 20”D - end drain
72”L x 36”W x 20”D - end drain
W/O Included
Foam fill sound insulator included
Remote blower required for Thermal Air system



MAKYLA

75”L x 48”W x 21”D
Includes armrests and seats



MODEL / PRICING

LUC6636ATO	Tub Only	\$ 4,741	LUC7236ATO	Tub Only	\$ 4,862
LUC6636ATA	Thermal Air	\$ 6,875	LUC7236ATA	Thermal Air	\$ 6,998

MODEL / PRICING

MAK7548ATO	Tub Only	\$ 3,927	MAK7548ATA	Thermal Air	\$ 7,640
MAK7548AWP	Whirlpool (8)	\$ 7,356	MAK7548ACO	Combo System	\$ 9,341

COLORS *Additional lead time is required for premium colors*

ACRYLIC BATHTUB COLORS	
Standard Colors: Bone White Biscuit	Included
Premium Colors: Black Ice Grey Sandbar	\$ 1,218
Matte Finish:	\$ 1,180
Dual Color Option:	\$ 2,142
MODEL/COLOR1/COLOR2 (XXX.XXX.XXX)	

SURFACES (outside only)	
Faux Metallic: Galvanized [GAL] Weathered Nickel [WN]	\$ 3,370
Metallic: Polished Nickel [PN]	\$ 16,850
MODEL/METAL/COLOR (XXX.XXX.XXX)	

EXPORT CRATE FRT.EXPCRT	NET \$ 137
----------------------------------	------------

EXTRA HIGH DENSITY HI.DEN	\$ 662
------------------------------------	--------

GRAB BARS (Pair)	
Standard Grab Bars GRA.BAR-XXX	
Group 1 - PC or PB	\$ 441
Group 2 - AB, BB, SB, BC, PN, SN, BN	\$ 572
Group 3 - PG, BG, SG	\$ 777
Universal Grab Bars UGB-XXX	
Group 1 - PC or PB	\$ 473
Group 2 - AB, BB, SB, BC, PN, SN, BN	\$ 609
Group 3 - PG, BG, SG	\$ 798

HEATED BACKREST	INCLUDED ON THERMAL AIR
------------------------	-------------------------

HYDRO BLANKET BLA.HEA-X	
2 Zones	\$ 1,218
3 Zones	\$ 1,523
4 Zones	\$ 1,701
5 Zones (with 2 controls)	\$ 1,922

HYDRO COAT HYC.COA	\$ 305
-----------------------------	--------

HYDRO EXPRESS 69.104-HYD.EXP	NET \$ 250
---------------------------------------	------------

HYDROZONE	INCLUDED ON THERMAL AIR
ISLAND TUB DRAIN ITD.XXX	

ABS, PVC ITD.ABS ITD.PVC	\$ 341
Cast Iron ITD.CST	\$ 415

LCD TEMP. READOUT KEYPAD LCD.UPG	\$ 510
---	--------

Upgrade only, must have a keypad controlled system to purchase.

LIGHTING LED Bath Light Chromotherapy System LIG.LED	\$ 662
---	--------

MOLDED ARMRESTS	
<i>Some molded armrests add an interior detail line to the bathtub</i>	
2 Armrests (one pair) ARM.MOL-2	\$ 137
4 Armrests (two pairs) ARM.MOL-4	\$ 273

PADDED HEADREST PILLOW 41.128 (Black only)	\$ 137
---	--------

REMOTE CONTROL REM.CON	\$ 609
---------------------------------	--------

Must have thermal air system to purchase

WASTE & OVERFLOW	
Integral W/O (Std. round) IWO.XX	INCLUDED
WHI, BIS, PC, PB, PN, BC, BB, BN, SC, SB, SN, ORB, PE	No Charge
Gold Finish Upgrade (PG, BG)	\$ 609

Linear Integral W/O LWO-XXX	NO CHARGE UPGRADE
--------------------------------------	-------------------

COLORS *Additional lead time is required for premium colors*

ACRYLIC BATHTUB COLORS	
Standard Colors: Bone White Biscuit	Included
Premium Colors: Black Ice Grey Sandbar	\$ 431
Matte Finish:	NET \$ 483

BACK MASSEUSE SYSTEMS *Additional finishes on page 15*

System I - Manual Control (WP/CO) BAC.MA1-XXX	\$ 725
System II - Electronic Control (WP/CO) BAC.MA2-XXX	\$ 1,460
System III - Electronic Control (TA) BAC.MA3-XXX	\$ 2,310

EXPORT CRATE FRT.EXPCRT	NET \$ 137
----------------------------------	------------

EXTRA HIGH DENSITY HI.DEN	\$ 662
------------------------------------	--------

GRAB BARS (Pair) <i>Additional finishes on page 15</i>	
Standard Grab Bars GRA.BAR-XXX (Group 1 - PC or PB)	\$ 441
Universal Grab Bars UGB-XXX (Group 1 - PC or PB)	\$ 473

HYDRO BLANKET BLA.HEA-X	
2 Zones	\$ 1,218
3 Zones	\$ 1,523
4 Zones	\$ 1,701

HYDRO COAT HYC.COA	\$ 305
-----------------------------	--------

HYDRO EXPRESS 69.104-HYD.EXP	NET \$ 140
---------------------------------------	------------

HYDRO FUSION	
Hydro Fusion (Tub Only) 29.102	\$ 798
Hydro Fusion with Ozone (Tub Only) 29.103	\$ 1,082
Hydro Fusion (TA, Whirlpool, Combo) 29.107	\$ 1,208

HYDRO INDULGE HYD.IND	\$ 2,646
--------------------------------	----------

HYDROZONE UV COMBO SYSTEM OZUV.XXX	
Whirlpool and Combo Systems only	
110 V OZUV.110	\$ 935
220 V OZUV.220	\$ 935

INLINE HEATER <i>Whirlpool and Combo Systems only</i>	
<i>No dedicated GFI required for 6 amp models.</i>	
12.50 Amps 1.5 KW - 110V 27.100	\$ 651
6.25 Amps 1.5 KW - 220V 27.101	\$ 704
6.00 Amps 0.75 KW 27.103	\$ 583

JETS *Additional finishes on page 15*

Additional Jumbo or Rotating Jet (JET.JJ-XX JET.JR-XX)	
Group 1 - PC or PB	\$ 231
Additional Standard or Swirling Jet (JET.STD-XX JET.SWI-XX)	
Group 1 - PC or PB	\$ 221
Jumbo Jet Upgrade JUP.JJ-XX	\$ 100
Rotating Jet Upgrade JUP.JR-XX	\$ 100
Swirling Jet Upgrade JUP.SWI-XX	\$ 63
Micro Therapy Jet MTJ.XXX (BIS, BLA, BON, SIL, WHI)	\$ 179
Custom Jet Locations 69.116-CUS.JET	No Charge
<i>(Must include drawing of locations)</i>	

JET PLATING *For jet plating options go to page 16*

LCD TEMP. READOUT KEYPAD LCD.UPG	\$ 510
---	--------

Upgrade only, must have a keypad controlled system to purchase.

LIGHTING LED Bath Light Chromotherapy System LIG.LED	\$ 662
---	--------

LOW WATER PROTECTION (Includes 30 minute timer)	
110V LOW.WAT-110	\$ 341
220V LOW.WAT-220	\$ 368
MICRO MOUNT 69.140MCREDG	\$ 126

PUMPS	
Custom Pump Locations 69.116-CUS.PMP	No Charge
Pump Upgrades PMP.UP (110V to 220V on 2.25 H.P. only)	\$ 289

REMOTE CONTROL REM.CON	\$ 609
---------------------------------	--------

Must have system to purchase

TILE FLANGES FLA.MO-X	\$ 200
--------------------------------	--------

UNDERMOUNT UNDRMT	No Charge
----------------------------	-----------

WASTE & OVERFLOW WOV.XX	INCLUDED
Integral W/O (Std. round) IWO.XX	\$ 341
Linear Integral W/O LWO-XXX	\$ 341
<i>Additional finishes on page 17</i>	

MALIA

60”L x 32”W x 21”D
60”L x 42”W x 21”D



MODEL / PRICING

MAL6032ATO	Tub Only	\$ 2,310	MAL6042ATO	Tub Only	\$ 2,342
MAL6032AWP	Whirlpool (6)	\$ 4,200	MAL6042AWP	Whirlpool (6)	\$ 4,301
MAL6032ATA	Thermal Air	\$ 4,713	MAL6042ATA	Thermal Air	\$ 4,842
MAL6032ACO	Combo System	\$ 6,613	MAL6042ACO	Combo System	\$ 6,661

COLORS *Additional lead time is required for premium colors*

ACRYLIC BATHTUB COLORS	
Standard Colors: Bone White Biscuit	Included
Premium Colors: Black Ice Grey Sandbar	\$ 431
Matte Finish:	NET \$ 483

BACK MASSEUSE SYSTEMS *Additional finishes on page 15*

System I - Manual Control (WP/CO) BAC.MA1-XXX	\$ 725
System II - Electronic Control (WP/CO) BAC.MA2-XXX	\$ 1,460
System III - Electronic Control (TA) BAC.MA3-XXX	\$ 2,310

EXPORT CRATE FRT.EXPCRT	NET \$ 137
----------------------------------	------------

EXTRA HIGH DENSITY HI.DEN	\$ 662
------------------------------------	--------

GRAB BARS (Pair) *Additional finishes on page 15*

Standard Grab Bars GRA.BAR-XXX (Group 1 - PC or PB)	\$ 441
Universal Grab Bars UGB-XXX (Group 1 - PC or PB)	\$ 473

HYDRO BLANKET | BLA.HEA-X

2 Zones	\$ 1,218
3 Zones	\$ 1,523
4 Zones	\$ 1,701
5 Zones (with 2 controls)	\$ 1,922

HYDRO COAT HYC.COA	\$ 305
-----------------------------	--------

HYDRO EXPRESS 69.104-HYD.EXP	NET \$ 140
---------------------------------------	------------

HYDRO FUSION

Hydro Fusion (Tub Only) 29.102	\$ 798
Hydro Fusion with Ozone (Tub Only) 29.103	\$ 1,082
Hydro Fusion (TA, Whirlpool, Combo) 29.107	\$ 1,208

HYDRO INDULGE HYD.IND	\$ 2,646
--------------------------------	----------

HYDROZONE UV COMBO SYSTEM | OZUV.XXX

Whirlpool and Combo Systems only	
110 V OZUV.110	\$ 935
220 V OZUV.220	\$ 935

INLINE HEATER *Whirlpool and Combo Systems only*

<i>No dedicated GFI required for 6 amp models.</i>	
12.50 Amps 1.5 KW - 110V 27.100	\$ 651
6.25 Amps 1.5 KW - 220V 27.101	\$ 704
6.00 Amps 0.75 KW 27.103	\$ 583

MARISSA

70”L x 40”W x 25”D
Includes lumbar support
Available as freestanding model, see Lauren page 62



MODEL / PRICING

MRS7040ATO	Tub Only	\$ 3,234	MRS7040ATA	Thermal Air	\$ 5,944
MRS7040AWP	Whirlpool (6)	\$ 5,692	MRS7040ACO	Combo System	\$ 7,656

COLORS *Additional lead time is required for premium colors*

ACRYLIC BATHTUB COLORS	
Standard Colors: Bone White Biscuit	Included
Premium Colors: Black Ice Grey Sandbar	\$ 431
Matte Finish:	NET \$ 483

BACK MASSEUSE SYSTEMS *Additional finishes on page 15*

System I - Manual Control (WP/CO) BAC.MA1-XXX	\$ 725
System II - Electronic Control (WP/CO) BAC.MA2-XXX	\$ 1,460
System III - Electronic Control (TA) BAC.MA3-XXX	\$ 2,310

EXPORT CRATE FRT.EXPCRT	NET \$ 137
----------------------------------	------------

EXTRA HIGH DENSITY HI.DEN	\$ 662
------------------------------------	--------

GRAB BARS (Pair) *Additional finishes on page 15*

Standard Grab Bars GRA.BAR-XXX (Group 1 - PC or PB)	\$ 441
Universal Grab Bars UGB-XXX (Group 1 - PC or PB)	\$ 473

HYDRO BLANKET | BLA.HEA-X

2 Zones	\$ 1,218
3 Zones	\$ 1,523
4 Zones	\$ 1,701
5 Zones (with 2 controls)	\$ 1,922

HYDRO COAT HYC.COA	\$ 305
-----------------------------	--------

HYDRO EXPRESS 69.104-HYD.EXP	NET \$ 140
---------------------------------------	------------

HYDRO FUSION

Hydro Fusion (Tub Only) 29.102	\$ 798
Hydro Fusion with Ozone (Tub Only) 29.103	\$ 1,082
Hydro Fusion (TA, Whirlpool, Combo) 29.107	\$ 1,208

HYDRO INDULGE HYD.IND	\$ 2,646
--------------------------------	----------

HYDROZONE UV COMBO SYSTEM | OZUV.XXX

Whirlpool and Combo Systems only	
110 V OZUV.110	\$ 935
220 V OZUV.220	\$ 935

INLINE HEATER *Whirlpool and Combo Systems only*

<i>No dedicated GFI required for 6 amp models.</i>	
12.50 Amps 1.5 KW - 110V 27.100	\$ 651
6.25 Amps 1.5 KW - 220V 27.101	\$ 704
6.00 Amps 0.75 KW 27.103	\$ 583

JETS *Additional finishes on page 15*

Additional Jumbo or Rotating Jet (JET.JJ-XX JET.JR-XX)	
Group 1 - PC or PB	\$ 231
Additional Standard or Swirling Jet (JET.STD-XX JET.SWI-XX)	
Group 1 - PC or PB	\$ 221
Jumbo Jet Upgrade JUP.JJ-XX	\$ 100
Rotating Jet Upgrade JUP.JR-XX	\$ 100
Swirling Jet Upgrade JUP.SWI-XX	\$ 63
Micro Therapy Jet MTJ.XXX (BIS, BLA, BON, SIL, WHI)	\$ 179
Custom Jet Locations 69.116-CUS.JET	No Charge
<i>(Must include drawing of locations)</i>	

JET PLATING *For jet plating options go to page 16*

LCD TEMP. READOUT KEYPAD LCD.UPG	\$ 510
---	--------

Upgrade only, must have a keypad controlled system to purchase.

LIGHTING LED Bath Light Chromatherapy System LIG.LED	\$ 662
---	--------

LOW WATER PROTECTION (Includes 30 minute timer)

110V LOW.WAT-110	\$ 341
220V LOW.WAT-220	\$ 368

MICRO MOUNT 69.140MCREDG	\$ 126
-----------------------------------	--------

MOLDED ARMRESTS

<i>Some molded armrests add an interior detail line to the bathtub</i>	
2 Armrests (one pair) ARM.MOL-2	\$ 137

NECK MASSEUSE JET PILLOW PIL.NEC-XX	\$ 683
--	--------

Available in black, bone and white.

PADDED HEADREST PILLOW 41.128 (Black only)	\$ 137
---	--------

PUMPS

Custom Pump Locations 69.116-CUS.PMP	No Charge
Pump Upgrades PMP.UP (110V to 220V on 2.25 H.P. only)	\$ 289

REMOTE CONTROL REM.CON	\$ 609
---------------------------------	--------

Must have system to purchase

WASTE & OVERFLOW WOV.XX	INCLUDED
--------------------------------------	----------

Integral W/O (Std. round) IWO.XX	\$ 341
Linear Integral W/O LWO-XXX	\$ 341
<i>Additional finishes on page 17</i>	

MARLIE

60”L x 30”W x 20”D
60”L x 32”W x 20”D
60”L x 36”W x 20”D
66”L x 32”W x 20”D
66”L x 36”W x 20”D
Hidden end drain cover
Available as freestanding model, see Lexie page 63



MODEL / PRICING

MRL6030ATO	Tub Only	\$ 2,594	MRL6032ACO	Combo System	\$ 7,351	MRL6632ATA	Thermal Air	\$ 5,553
MRL6030AWP	Whirlpool (6)	\$ 5,286	MRL6036ATO	Tub Only	\$ 2,688	MRL6632ACO	Combo System	\$ 7,420
MRL6030ATA	Thermal Air	\$ 5,457	MRL6036AWP	Whirlpool (6)	\$ 5,387	MRL6636ATO	Tub Only	\$ 2,819
MRL6030ACO	Combo System	\$ 7,313	MRL6036ATA	Thermal Air	\$ 5,553	MRL6636AWP	Whirlpool (6)	\$ 5,430
MRL6032ATO	Tub Only	\$ 2,625	MRL6036ACO	Combo System	\$ 7,420	MRL6636ATA	Thermal Air	\$ 5,612
MRL6032AWP	Whirlpool (6)	\$ 5,313	MRL6632ATO	Tub Only	\$ 2,688	MRL6636ACO	Combo System	\$ 7,479
MRL6032ATA	Thermal Air	\$ 5,489	MRL6632AWP	Whirlpool (6)	\$ 5,361			

COLORS *Additional lead time is required for premium colors*

ACRYLIC BATHTUB COLORS	
Standard Colors: Bone White Biscuit	Included
Premium Colors: Black Ice Grey Sandbar	\$ 431
Matte Finish:	NET \$ 483

BACK MASSEUSE SYSTEMS *Additional finishes on page 15*

System I - Manual Control (WP/CO) BAC.MA1-XXX	\$ 725
System II - Electronic Control (WP/CO) BAC.MA2-XXX	\$ 1,460
System III - Electronic Control (TA) BAC.MA3-XXX	\$ 2,310

EXPORT CRATE FRT.EXPCRT	NET \$ 137
----------------------------------	------------

EXTRA HIGH DENSITY HI.DEN	\$ 662
------------------------------------	--------

GRAB BARS (Pair) *Additional finishes on page 15*

Standard Grab Bars GRA.BAR-XXX (Group 1 - PC or PB)	\$ 441
Universal Grab Bars UGB-XXX (Group 1 - PC or PB)	\$ 473

HYDRO BLANKET | BLA.HEA-X

2 Zones	\$ 1,218	4 Zones	\$ 1,701
3 Zones	\$ 1,523	5 Zones	\$ 1,922

HYDRO COAT HYC.COA	\$ 305
-----------------------------	--------

HYDRO EXPRESS 69.104-HYD.EXP	NET \$ 140
---------------------------------------	------------

HYDRO FUSION

Hydro Fusion (Tub Only) 29.102	\$ 798
Hydro Fusion with Ozone (Tub Only) 29.103	\$ 1,082
Hydro Fusion (TA, Whirlpool, Combo) 29.107	\$ 1,208

HYDRO INDULGE HYD.IND	\$ 2,646
--------------------------------	----------

HYDROZONE UV COMBO SYSTEM | OZUV.XXX

Whirlpool and Combo Systems only	
110 V OZUV.110	\$ 935
220 V OZUV.220	\$ 935

INLINE HEATER *Whirlpool and Combo Systems only*

<i>No dedicated GFI required for 6 amp models.</i>	
12.50 Amps 1.5 KW - 110V 27.100	\$ 651
6.25 Amps 1.5 KW - 220V 27.101	\$ 704
6.00 Amps 0.75 KW 27.103	\$ 583

MELLENIE

70”L x 36”W x 22”H
Available as freestanding model, see Davinci page 32



MODEL / PRICING

MEN7036ATO	Tub Only	\$ 2,961	MEN7036ATA	Thermal Air	\$ 5,944
MEN7036AWP	Whirlpool (6)	\$ 5,618	MEN7036ACO	Combo System	\$ 7,811

COLORS *Additional lead time is required for premium colors*

ACRYLIC BATHTUB COLORS	
Standard Colors: Bone White Biscuit	Included
Premium Colors: Black Ice Grey Sandbar	\$ 431
Matte Finish:	NET \$ 483

BACK MASSEUSE SYSTEMS *Additional finishes on page 15*

System I - Manual Control (WP/CO) BAC.MA1-XXX	\$ 725
System II - Electronic Control (WP/CO) BAC.MA2-XXX	\$ 1,460
System III - Electronic Control (TA) BAC.MA3-XXX	\$ 2,310

EXPORT CRATE FRT.EXPCRT	NET \$ 137
----------------------------------	------------

EXTRA HIGH DENSITY HI.DEN	\$ 662
------------------------------------	--------

GRAB BARS (Pair) *Additional finishes on page 15*

Standard Grab Bars GRA.BAR-XXX (Group 1 - PC or PB)	\$ 441
Universal Grab Bars UGB-XXX (Group 1 - PC or PB)	\$ 473

HYDRO BLANKET | BLA.HEA-X

2 Zones	\$ 1,218
3 Zones	\$ 1,523
4 Zones	\$ 1,701

HYDRO COAT HYC.COA	\$ 305
-----------------------------	--------

HYDRO EXPRESS 69.104-HYD.EXP	NET \$ 140
---------------------------------------	------------

HYDRO FUSION

Hydro Fusion (Tub Only) 29.102	\$ 798
Hydro Fusion with Ozone (Tub Only) 29.103	\$ 1,082
Hydro Fusion (TA, Whirlpool, Combo) 29.107	\$ 1,208

HYDRO INDULGE HYD.IND	\$ 2,646
--------------------------------	----------

HYDROZONE UV COMBO SYSTEM | OZUV.XXX

Whirlpool and Combo Systems only	
110 V OZUV.110	\$ 935
220 V OZUV.220	\$ 935

INLINE HEATER *Whirlpool and Combo Systems only*

<i>No dedicated GFI required for 6 amp models.</i>	
12.50 Amps 1.5 KW - 110V 27.100	\$ 651
6.25 Amps 1.5 KW - 220V 27.101	\$ 704
6.00 Amps 0.75 KW 27.103	\$ 583

JETS *Additional finishes on page 15*

Additional Jumbo or Rotating Jet (JET.JJ-XX JET.JR-XX)	
Group 1 - PC or PB	\$ 231
Additional Standard or Swirling Jet (JET.STD-XX JET.SWI-XX)	
Group 1 - PC or PB	\$ 221
Jumbo Jet Upgrade JUP.JJ-XX	\$ 100
Rotating Jet Upgrade JUP.JR-XX	\$ 100
Swirling Jet Upgrade JUP.SWI-XX	\$ 63
Micro Therapy Jet MTJ.XXX (BIS, BLA, BON, SIL, WHI)	\$ 179
Custom Jet Locations 69.116-CUS.JET	No Charge
<i>(Must include drawing of locations)</i>	

JET PLATING *For jet plating options go to page 16*

LCD TEMP. READOUT KEYPAD LCD.UPG	\$ 510
---	--------

Upgrade only, must have a keypad controlled system to purchase.

LIGHTING LED Bath Light Chromotherapy System LIG.LED	\$ 662
---	--------

LOW WATER PROTECTION (Includes 30 minute timer)

110V LOW.WAT-110	\$ 341
220V LOW.WAT-220	\$ 368

MICRO MOUNT 69.140MCREDG	\$ 126
-----------------------------------	--------

NECK MASSEUSE JET PILLOW PIL.NEC-XX	\$ 683
--	--------

Available in black, bone and white.

PADDED HEADREST PILLOW 41.128 (Black only)	\$ 137
---	--------

PUMPS

Custom Pump Locations 69.116-CUS.PMP	No Charge
Pump Upgrades PMP.UP (110V to 220V on 2.25 H.P. only)	\$ 289

REMOTE CONTROL REM.CON	\$ 609
---------------------------------	--------

Must have system to purchase

TILE FLANGES FLA.MO-X	\$ 200
--------------------------------	--------

UNDERMOUNT UNDRMT	No Charge
----------------------------	-----------

WASTE & OVERFLOW WOV.XX	INCLUDED
--------------------------------------	----------

Integral W/O (Std. round) IWO.XX	\$ 341
Linear Integral W/O LWO-XXX	\$ 341
<i>Additional finishes on page 17</i>	

MELISSA

66”L x 36”W x 20”D
72”L x 36”W x 20”D



MODEL / PRICING

MEL6636ATO	Tub Only	\$ 2,258
MEL6636AWP	Whirlpool (6)	\$ 4,895
MEL6636ATA	Thermal Air	\$ 5,077
MEL6636ACO	Combo System	\$ 7,378

MEL7236ATO	Tub Only	\$ 2,363
MEL7236AWP	Whirlpool (8)	\$ 5,173
MEL7236ATA	Thermal Air	\$ 5,184
MEL7236ACO	Combo System	\$ 7,645

COLORS *Additional lead time is required for premium colors*

ACRYLIC BATHTUB COLORS	
Standard Colors: Bone White Biscuit	Included
Premium Colors: Black Ice Grey Sandbar	\$ 431
Matte Finish:	NET \$ 483

BACK MASSEUSE SYSTEMS *Additional finishes on page 15*

System I - Manual Control (WP/CO) BAC.MA1-XXX	\$ 725
System II - Electronic Control (WP/CO) BAC.MA2-XXX	\$ 1,460
System III - Electronic Control (TA) BAC.MA3-XXX	\$ 2,310

EXPORT CRATE FRT.EXPCRT	NET \$ 137
----------------------------------	------------

EXTRA HIGH DENSITY HI.DEN	\$ 662
------------------------------------	--------

GRAB BARS (Pair) *Additional finishes on page 15*

Standard Grab Bars GRA.BAR-XXX (Group 1 - PC or PB)	\$ 441
Universal Grab Bars UGB-XXX (Group 1 - PC or PB)	\$ 473

HYDRO BLANKET | BLA.HEA-X

2 Zones	\$ 1,218
3 Zones	\$ 1,523
4 Zones	\$ 1,701
5 Zones (with 2 controls)	\$ 1,922

HYDRO COAT HYC.COA	\$ 305
-----------------------------	--------

HYDRO EXPRESS 69.104-HYD.EXP	NET \$ 140
---------------------------------------	------------

HYDRO FUSION

Hydro Fusion (Tub Only) 29.102	\$ 798
Hydro Fusion with Ozone (Tub Only) 29.103	\$ 1,082
Hydro Fusion (TA, Whirlpool, Combo) 29.107	\$ 1,208

HYDRO INDULGE HYD.IND	\$ 2,646
--------------------------------	----------

HYDROZONE UV COMBO SYSTEM | OZUV.XXX

Whirlpool and Combo Systems only	
110 V OZUV.110	\$ 935
220 V OZUV.220	\$ 935

INLINE HEATER *Whirlpool and Combo Systems only*

<i>No dedicated GFI required for 6 amp models.</i>	
12.50 Amps 1.5 KW - 110V 27.100	\$ 651
6.25 Amps 1.5 KW - 220V 27.101	\$ 704
6.00 Amps 0.75 KW 27.103	\$ 583

MICHELANGELO

66”L x 36”W x 23”D - side center drain
70”L x 36”W x 23”D - side center drain
W/O Included
Foam fill sound insulator included
Remote blower required for Thermal Air system



MODEL / PRICING

MMI6636ATO	Tub Only	\$ 9,392
MMI6636ATA	Thermal Air	\$ 12,016

MMI7036ATO	Tub Only	\$ 9,623
MMI7036ATA	Thermal Air	\$ 12,139

COLORS *Additional lead time is required for premium colors*

ACRYLIC BATHTUB COLORS	
Standard Colors: Bone White Biscuit	Included
Premium Colors: Black Ice Grey Sandbar	\$ 1,218

SURFACES (outside only)	
Faux Metallic: Galvanized [GAL] Weathered Nickel [WN]	\$ 3,370
Metallic: Polished Nickel [PN]	\$ 16,850
MODEL/METAL/COLOR (XXX.XXX.XXX)	

EXPORT CRATE FRT.EXPCRT	NET \$ 137
----------------------------------	------------

EXTRA HIGH DENSITY HI.DEN	\$ 662
------------------------------------	--------

GRAB BARS (Pair)

Standard Grab Bars GRA.BAR-XXX	
Group 1 - PC or PB	\$ 441
Group 2 - AB, BB, SB, BC, PN, SN, BN	\$ 572
Group 3 - PG, BG, SG	\$ 777

Universal Grab Bars UGB-XXX	
Group 1 - PC or PB	\$ 473
Group 2 - AB, BB, SB, BC, PN, SN, BN	\$ 609
Group 3 - PG, BG, SG	\$ 798

HEATED BACKREST INCLUDED ON THERMAL AIR

HYDRO BLANKET | BLA.HEA-X

2 Zones	\$ 1,218
3 Zones	\$ 1,523
4 Zones	\$ 1,701
5 Zones (with 2 controls)	\$ 1,922

HYDRO COAT | HYC.COA \$ 305

HYDRO EXPRESS 69.104-HYD.EXP	NET \$ 250
---------------------------------------	------------

HYDROZONE INCLUDED ON THERMAL AIR

ISLAND TUB DRAIN | ITD.XXX

ABS, PVC ITD.ABS ITD.PVC	\$ 341
Cast Iron ITD.CST	\$ 415

LCD TEMP. READOUT KEYPAD LCD.UPG	\$ 510
---	--------

Upgrade only, must have a keypad controlled system to purchase.

LIGHTING LED Bath Light Chromotherapy System LIG.LED	\$ 662
---	--------

REMOTE CONTROL REM.CON	\$ 609
---------------------------------	--------

Must have thermal air system to purchase

WASTE & OVERFLOW

Integral W/O (Std. round) IWO.XX	INCLUDED
WHI, BIS, PC, PB, PN, BC, BB, BN, SC, SB, SN, ORB, PE	No Charge
Gold Finish Upgrade (PG, BG)	\$ 609

Linear Integral W/O LWO-XXX	NO CHARGE UPGRADE
--------------------------------------	-------------------

MONTEREY

60”L x 42”W x 24”D
72”L x 42”W x 24”D
Includes lumbar support



MODEL / PRICING

MON6042ATO	Tub Only	\$ 3,077
MON6042AWP	Whirlpool (8)	\$ 5,083
MON6042ATA	Thermal Air	\$ 5,692
MON6042ACO	Combo System	\$ 7,554

MON7242ATO	Tub Only	\$ 3,161
MON7242AWP	Whirlpool (8)	\$ 5,682
MON7242ATA	Thermal Air	\$ 5,650
MON7242ACO	Combo System	\$ 7,565

COLORS *Additional lead time is required for premium colors*

ACRYLIC BATHTUB COLORS	
Standard Colors: Bone White Biscuit	Included
Premium Colors: Black Ice Grey Sandbar	\$ 431
Matte Finish:	NET \$ 483

BACK MASSEUSE SYSTEMS *Additional finishes on page 15*

System I - Manual Control (WP/CO) BAC.MA1-XXX	\$ 725
System II - Electronic Control (WP/CO) BAC.MA2-XXX	\$ 1,460
System III - Electronic Control (TA) BAC.MA3-XXX	\$ 2,310

EXPORT CRATE FRT.EXPCRT	NET \$ 137
----------------------------------	------------

EXTRA HIGH DENSITY HI.DEN	\$ 662
------------------------------------	--------

GRAB BARS (Pair) *Additional finishes on page 15*

Standard Grab Bars GRA.BAR-XXX (Group 1 - PC or PB)	\$ 441
Universal Grab Bars UGB-XXX (Group 1 - PC or PB)	\$ 473

HYDRO BLANKET | BLA.HEA-X

2 Zones	\$ 1,218
3 Zones	\$ 1,523
4 Zones	\$ 1,701

HYDRO COAT HYC.COA	\$ 305
-----------------------------	--------

HYDRO EXPRESS 69.104-HYD.EXP	NET \$ 140
---------------------------------------	------------

HYDRO FUSION

Hydro Fusion (Tub Only) 29.102	\$ 798
Hydro Fusion with Ozone (Tub Only) 29.103	\$ 1,082
Hydro Fusion (TA, Whirlpool, Combo) 29.107	\$ 1,208

HYDRO INDULGE HYD.IND	\$ 2,646
--------------------------------	----------

HYDROZONE UV COMBO SYSTEM | OZUV.XXX

Whirlpool and Combo Systems only	
110 V OZUV.110	\$ 935
220 V OZUV.220	\$ 935

INLINE HEATER *Whirlpool and Combo Systems only*

<i>No dedicated GFI required for 6 amp models.</i>	
12.50 Amps 1.5 KW - 110V 27.100	\$ 651
6.25 Amps 1.5 KW - 220V 27.101	\$ 704
6.00 Amps 0.75 KW 27.103	\$ 583

JETS *Additional finishes on page 15*

Additional Jumbo or Rotating Jet (JET.JJ-XX JET.JR-XX)	
Group 1 - PC or PB	\$ 231
Additional Standard or Swirling Jet (JET.STD-XX JET.SWI-XX)	
Group 1 - PC or PB	\$ 221
Jumbo Jet Upgrade JUP.JJ-XX	\$ 100
Rotating Jet Upgrade JUP.JR-XX	\$ 100
Swirling Jet Upgrade JUP.SWI-XX	\$ 63
Micro Therapy Jet MTJ.XXX (BIS, BLA, BON, SIL, WHI)	\$ 179
Custom Jet Locations 69.116-CUS.JET	No Charge
<i>(Must include drawing of locations)</i>	

JET PLATING *For jet plating options go to page 16*

LCD TEMP. READOUT KEYPAD LCD.UPG	\$ 510
---	--------

Upgrade only, must have a keypad controlled system to purchase.

LIGHTING LED Bath Light Chromatherapy System LIG.LED	\$ 662
---	--------

LOW WATER PROTECTION (Includes 30 minute timer)

110V LOW.WAT-110	\$ 341
220V LOW.WAT-220	\$ 368

MICRO MOUNT 69.140MCREDG	\$ 126
-----------------------------------	--------

NECK MASSEUSE JET PILLOW PIL.NEC-XX	\$ 683
--	--------

Available in black, bone and white.

PADDED HEADREST PILLOW 41.128 (Black only)	\$ 137
---	--------

PUMPS

Custom Pump Locations 69.116-CUS.PMP	No Charge
Pump Upgrades PMP.UP (110V to 220V on 2.25 H.P. only)	\$ 289

REMOTE CONTROL REM.CON	\$ 609
---------------------------------	--------

Must have system to purchase

TILE FLANGES FLA.MO-X	\$ 200
--------------------------------	--------

UNDERMOUNT UNDRMT	No Charge
----------------------------	-----------

WASTE & OVERFLOW WOV.XX	INCLUDED
--------------------------------------	----------

Integral W/O (Std. round) IWO.XX	\$ 341
Linear Integral W/O LWO-XXX	\$ 341
<i>Additional finishes on page 17</i>	

MYSTIQUE

78”L x 44”W x 22”D
Includes pillows



MODEL / PRICING

MYS7844ATO	Tub Only	\$ 3,980
MYS7844AWP	Whirlpool (10)	\$ 7,041

MYS7844ATA	Thermal Air	\$ 6,912
MYS7844ACO	Combo System	\$ 9,175

COLORS *Additional lead time is required for premium colors*

ACRYLIC BATHTUB COLORS	
Standard Colors: Bone White Biscuit	Included
Premium Colors: Black Ice Grey Sandbar	\$ 431
Matte Finish:	NET \$ 483

BACK MASSEUSE SYSTEMS *Additional finishes on page 15*

System I - Manual Control (WP/CO) BAC.MA1-XXX	\$ 725
System II - Electronic Control (WP/CO) BAC.MA2-XXX	\$ 1,460
System III - Electronic Control (TA) BAC.MA3-XXX	\$ 2,310

EXPORT CRATE FRT.EXPCRT	NET \$ 137
----------------------------------	------------

EXTRA HIGH DENSITY HI.DEN	\$ 662
------------------------------------	--------

GRAB BARS (Pair) *Additional finishes on page 15*

Standard Grab Bars GRA.BAR-XXX (Group 1 - PC or PB)	\$ 441
Universal Grab Bars UGB-XXX (Group 1 - PC or PB)	\$ 473

HYDRO BLANKET | BLA.HEA-X

2 Zones	\$ 1,218
3 Zones	\$ 1,523
4 Zones	\$ 1,701

HYDRO COAT HYC.COA	\$ 305
-----------------------------	--------

HYDRO EXPRESS 69.104-HYD.EXP	NET \$ 140
---------------------------------------	------------

HYDRO FUSION

Hydro Fusion (Tub Only) 29.102	\$ 798
Hydro Fusion with Ozone (Tub Only) 29.103	\$ 1,082
Hydro Fusion (TA, Whirlpool, Combo) 29.107	\$ 1,208

HYDRO INDULGE HYD.IND	\$ 2,646
--------------------------------	----------

HYDROZONE UV COMBO SYSTEM | OZUV.XXX

Whirlpool and Combo Systems only	
110 V OZUV.110	\$ 935
220 V OZUV.220	\$ 935

INLINE HEATER *Whirlpool and Combo Systems only*

<i>No dedicated GFI required for 6 amp models.</i>	
12.50 Amps 1.5 KW - 110V 27.100	\$ 651
6.25 Amps 1.5 KW - 220V 27.101	\$ 704
6.00 Amps 0.75 KW 27.103	\$ 583

JETS *Additional finishes on page 15*

Additional Jumbo or Rotating Jet (JET.JJ-XX JET.JR-XX)	
Group 1 - PC or PB	\$ 231
Additional Standard or Swirling Jet (JET.STD-XX JET.SWI-XX)	
Group 1 - PC or PB	\$ 221
Jumbo Jet Upgrade JUP.JJ-XX	\$ 100
Rotating Jet Upgrade JUP.JR-XX	\$ 100
Swirling Jet Upgrade JUP.SWI-XX	\$ 63
Micro Therapy Jet MTJ.XXX (BIS, BLA, BON, SIL, WHI)	\$ 179
Custom Jet Locations 69.116-CUS.JET	No Charge
<i>(Must include drawing of locations)</i>	

JET PLATING *For jet plating options go to page 16*

LCD TEMP. READOUT KEYPAD LCD.UPG	\$ 510
---	--------

Upgrade only, must have a keypad controlled system to purchase.

LIGHTING LED Bath Light Chromatherapy System LIG.LED	\$ 662
---	--------

LOW WATER PROTECTION (Includes 30 minute timer)

110V LOW.WAT-110	\$ 341
220V LOW.WAT-220	\$ 368

PUMPS

Custom Pump Locations 69.116-CUS.PMP	No Charge
Pump Upgrades PMP.UP (110V to 220V on 2.25 H.P. only)	\$ 289

REMOTE CONTROL REM.CON	\$ 609
---------------------------------	--------

Must have system to purchase

WASTE & OVERFLOW WOV.XX	INCLUDED
--------------------------------------	----------

Integral W/O (Std. round) IWO.XX	\$ 341
Linear Integral W/O LWO-XXX	\$ 341
<i>Additional finishes on page 17</i>	

NATALIE

78”L x 44”W x 24”D
Includes armrests



MODEL / PRICING

NAT7844ATO	Tub Only	\$ 3,927	NAT7844ATA	Thermal Air	\$ 8,100
NAT7844AWP	Whirlpool (8)	\$ 7,806	NAT7844ACO	Combo System	\$ 9,930

COLORS *Additional lead time is required for premium colors*

ACRYLIC BATHTUB COLORS	
Standard Colors: Bone White Biscuit	Included
Premium Colors: Black Ice Grey Sandbar	\$ 431
Matte Finish:	NET \$ 483

BACK MASSEUSE SYSTEMS *Additional finishes on page 15*

System I - Manual Control (WP/CO) BAC.MA1-XXX	\$ 725
System II - Electronic Control (WP/CO) BAC.MA2-XXX	\$ 1,460
System III - Electronic Control (TA) BAC.MA3-XXX	\$ 2,310

EXPORT CRATE FRT.EXPCRT	NET \$ 137
----------------------------------	------------

EXTRA HIGH DENSITY HI.DEN	\$ 662
------------------------------------	--------

GRAB BARS (Pair) *Additional finishes on page 15*

Standard Grab Bars GRA.BAR-XXX (Group 1 - PC or PB)	\$ 441
Universal Grab Bars UGB-XXX (Group 1 - PC or PB)	\$ 473

HYDRO BLANKET BLA.HEA-X	
----------------------------------	--

2 Zones	\$ 1,218
3 Zones	\$ 1,523
4 Zones	\$ 1,701

HYDRO COAT HYC.COA	\$ 305
-----------------------------	--------

HYDRO EXPRESS 69.104-HYD.EXP	NET \$ 140
---------------------------------------	------------

HYDRO FUSION

Hydro Fusion (Tub Only) 29.102	\$ 798
Hydro Fusion with Ozone (Tub Only) 29.103	\$ 1,082
Hydro Fusion (TA, Whirlpool, Combo) 29.107	\$ 1,208

HYDRO INDULGE HYD.IND	\$ 2,646
--------------------------------	----------

HYDROZONE UV COMBO SYSTEM | OZUV.XXX

Whirlpool and Combo Systems only	
110 V OZUV.110	\$ 935
220 V OZUV.220	\$ 935

INLINE HEATER *Whirlpool and Combo Systems only*

<i>No dedicated GFI required for 6 amp models.</i>	
12.50 Amps 1.5 KW - 110V 27.100	\$ 651
6.25 Amps 1.5 KW - 220V 27.101	\$ 704
6.00 Amps 0.75 KW 27.103	\$ 583

NATASHA

66”L x 36”W x 21”D
70”L x 36”W x 24”D
Includes lumbar support
Available as freestanding model, see Rockwell page 86



MODEL / PRICING

NAS6636ATO	Tub Only	\$ 3,224	NAS7036ATO	Tub Only	\$ 3,297
NAS6636AWP	Whirlpool (8)	\$ 5,607	NAS7036AWP	Whirlpool (8)	\$ 5,810
NAS6636ATA	Thermal Air	\$ 5,735	NAS7036ATA	Thermal Air	\$ 6,067
NAS6636ACO	Combo System	\$ 7,672	NAS7036ACO	Combo System	\$ 7,811

COLORS *Additional lead time is required for premium colors*

ACRYLIC BATHTUB COLORS	
Standard Colors: Bone White Biscuit	Included
Premium Colors: Black Ice Grey Sandbar	\$ 431
Matte Finish:	NET \$ 483

BACK MASSEUSE SYSTEMS *Additional finishes on page 15*

System I - Manual Control (WP/CO) BAC.MA1-XXX	\$ 725
System II - Electronic Control (WP/CO) BAC.MA2-XXX	\$ 1,460
System III - Electronic Control (TA) BAC.MA3-XXX	\$ 2,310

EXPORT CRATE FRT.EXPCRT	NET \$ 137
----------------------------------	------------

EXTRA HIGH DENSITY HI.DEN	\$ 662
------------------------------------	--------

GRAB BARS (Pair) *Additional finishes on page 15*

Standard Grab Bars GRA.BAR-XXX (Group 1 - PC or PB)	\$ 441
Universal Grab Bars UGB-XXX (Group 1 - PC or PB)	\$ 473

HYDRO BLANKET BLA.HEA-X	
----------------------------------	--

2 Zones	\$ 1,218
3 Zones	\$ 1,523
4 Zones	\$ 1,701

HYDRO COAT HYC.COA	\$ 305
-----------------------------	--------

HYDRO EXPRESS 69.104-HYD.EXP	NET \$ 140
---------------------------------------	------------

HYDRO FUSION

Hydro Fusion (Tub Only) 29.102	\$ 798
Hydro Fusion with Ozone (Tub Only) 29.103	\$ 1,082
Hydro Fusion (TA, Whirlpool, Combo) 29.107	\$ 1,208

HYDRO INDULGE HYD.IND	\$ 2,646
--------------------------------	----------

HYDROZONE UV COMBO SYSTEM | OZUV.XXX

Whirlpool and Combo Systems only	
110 V OZUV.110	\$ 935
220 V OZUV.220	\$ 935

INLINE HEATER *Whirlpool and Combo Systems only*

<i>No dedicated GFI required for 6 amp models.</i>	
12.50 Amps 1.5 KW - 110V 27.100	\$ 651
6.25 Amps 1.5 KW - 220V 27.101	\$ 704
6.00 Amps 0.75 KW 27.103	\$ 583

JETS *Additional finishes on page 15*

Additional Jumbo or Rotating Jet (JET.JJ-XX JET.JR-XX)	
Group 1 - PC or PB	\$ 231
Additional Standard or Swirling Jet (JET.STD-XX JET.SWI-XX)	
Group 1 - PC or PB	\$ 221
Jumbo Jet Upgrade JUP.JJ-XX	\$ 100
Rotating Jet Upgrade JUP.JR-XX	\$ 100
Swirling Jet Upgrade JUP.SWI-XX	\$ 63
Micro Therapy Jet MTJ.XXX (BIS, BLA, BON, SIL, WHI)	\$ 179
Custom Jet Locations 69.116-CUS.JET	No Charge
<i>(Must include drawing of locations)</i>	

JET PLATING *For jet plating options go to page 16*

LCD TEMP. READOUT KEYPAD LCD.UPG	\$ 510
---	--------

Upgrade only, must have a keypad controlled system to purchase.

LIGHTING LED Bath Light Chromatherapy System LIG.LED	\$ 662
---	--------

LOW WATER PROTECTION (Includes 30 minute timer)

110V LOW.WAT-110	\$ 341
220V LOW.WAT-220	\$ 368

MICRO MOUNT 69.140MCREDG	\$ 126
-----------------------------------	--------

MOLDED ARMRESTS

<i>Some molded armrests add an interior detail line to the bathtub</i>	
2 Armrests (one pair) ARM.MOL-2	\$ 137

NECK MASSEUSE JET PILLOW PIL.NEC-XX	\$ 683
--	--------

Available in black, bone and white.

PADDED HEADREST PILLOW 41.128 (Black only)	\$ 137
---	--------

PUMPS

Custom Pump Locations 69.116-CUS.PMP	No Charge
Pump Upgrades PMP.UP (110V to 220V on 2.25 H.P. only)	\$ 289

REMOTE CONTROL REM.CON	\$ 609
---------------------------------	--------

Must have system to purchase

WASTE & OVERFLOW | WOV.XX INCLUDED

Integral W/O (Std. round) IWO.XX	\$ 341
Linear Integral W/O LWO-XXX	\$ 341
<i>Additional finishes on page 17</i>	

NINA (DROP-IN)

72”L x 44”W x 22”D
Includes armrests



MODEL / PRICING

NIL7244ATO	Tub Only	\$ 3,381
NIL7244AWP	Whirlpool (8)	\$ 7,415

NIL7244ATA	Thermal Air	\$ 6,634
NIL7244ACO	Combo System	\$ 8,774

COLORS *Additional lead time is required for premium colors*

ACRYLIC BATHTUB COLORS		
Standard Colors:	Bone White Biscuit	Included
Premium Colors:	Black Ice Grey Sandbar	\$ 431
Matte Finish:		NET \$ 483

BACK MASSEUSE SYSTEMS *Additional finishes on page 15*

System I - Manual Control (WP/CO) BAC.MA1-XXX	\$ 725
System II - Electronic Control (WP/CO) BAC.MA2-XXX	\$ 1,460
System III - Electronic Control (TA) BAC.MA3-XXX	\$ 2,310

EXPORT CRATE FRT.EXPCRT	NET \$ 137
---------------------------	------------

EXTRA HIGH DENSITY HI.DEN	\$ 662
-----------------------------	--------

GRAB BARS (Pair) *Additional finishes on page 15*

Standard Grab Bars GRA.BAR-XXX (Group 1 - PC or PB)	\$ 441
Universal Grab Bars UGB-XXX (Group 1 - PC or PB)	\$ 473

HYDRO BLANKET BLA.HEA-X	
---------------------------	--

2 Zones	\$ 1,218
3 Zones	\$ 1,523
4 Zones	\$ 1,701

HYDRO COAT HYC.COA	\$ 305
----------------------	--------

HYDRO EXPRESS 69.104-HYD.EXP	NET \$ 140
--------------------------------	------------

HYDRO FUSION

Hydro Fusion (Tub Only) 29.102	\$ 798
Hydro Fusion with Ozone (Tub Only) 29.103	\$ 1,082
Hydro Fusion (TA, Whirlpool, Combo) 29.107	\$ 1,208

HYDRO INDULGE HYD.IND	\$ 2,646
-------------------------	----------

HYDROZONE UV COMBO SYSTEM | OZUV.XXX

Whirlpool and Combo Systems only	
110 V OZUV.110	\$ 935
220 V OZUV.220	\$ 935

INLINE HEATER *Whirlpool and Combo Systems only*

<i>No dedicated GFI required for 6 amp models.</i>	
12.50 Amps 1.5 KW - 110V 27.100	\$ 651
6.25 Amps 1.5 KW - 220V 27.101	\$ 704
6.00 Amps 0.75 KW 27.103	\$ 583

NINA (FREESTANDING)

72”L x 44”W x 22”D - side-center drain
W/O Included
Includes armrests
Custom jet locations not available on this model



MODEL / PRICING

NIN7244ATO	Tub Only	\$ 4,940
NIN7244AWP	Whirlpool (8)	\$ 8,924

NIN7244ATA	Thermal Air	\$ 8,175
NIN7244ACO	Combo System	\$ 10,229

COLORS *Additional lead time is required for premium colors*

ACRYLIC BATHTUB COLORS		
Standard Colors:	Bone White Biscuit	Included
Premium Colors:	Black Ice Grey Sandbar	\$ 1,218
Matte Finish:		\$ 1,180
Dual Color Option:		\$ 2,142
MODEL/COLOR1/COLOR2 (XXX.XXX.XXX)		

SURFACES (outside only)	
Faux Metallic:	Galvanized [GAL] Weathered Nickel [WN] \$ 3,370
Metallic:	Polished Nickel [PN] \$ 16,850
MODEL/METAL/COLOR (XXX.XXX.XXX)	

BACK MASSEUSE SYSTEMS *Additional finishes on page 15*

System I - Manual Control (WP/CO) BAC.MA1-XXX	\$ 725
---	--------

EXPORT CRATE FRT.EXPCRT	NET \$ 137
---------------------------	------------

EXTRA HIGH DENSITY HI.DEN	\$ 662
-----------------------------	--------

GRAB BARS (Pair)

Standard Grab Bars GRA.BAR-XXX	
Group 1 - PC or PB	\$ 441
Group 2 - AB, BB, SB, BC, PN, SN, BN	\$ 572
Group 3 - PG, BG, SG	\$ 777
Universal Grab Bars UGB-XXX	
Group 1 - PC or PB	\$ 473
Group 2 - AB, BB, SB, BC, PN, SN, BN	\$ 609
Group 3 - PG, BG, SG	\$ 798

HEATED BACKREST	INCLUDED ON THERMAL AIR
-----------------	-------------------------

HYDRO BLANKET BLA.HEA-X	
---------------------------	--

2 Zones	\$ 1,218
3 Zones	\$ 1,523
4 Zones	\$ 1,701

HYDRO COAT HYC.COA	\$ 305
----------------------	--------

HYDRO EXPRESS 69.104-HYD.EXP	NET \$ 250
--------------------------------	------------

HYDROZONE	INCLUDED ON THERMAL AIR
-----------	-------------------------

HYDROZONE UV COMBO SYSTEM | OZUV.XXX

Whirlpool and Combo Systems only	
110 V OZUV.110	\$ 935
220 V OZUV.220	\$ 935

INLINE HEATER *Whirlpool and Combo Systems only*

<i>No dedicated GFI required for 6 amp models.</i>	
12.50 Amps 1.5 KW - 110V 27.100	\$ 651
6.25 Amps 1.5 KW - 220V 27.101	\$ 704
6.00 Amps 0.75 KW 27.103	\$ 583

ISLAND TUB DRAIN | ITD.XXX

ABS, PVC ITD.ABS ITD.PVC	\$ 341
Cast Iron ITD.CST	\$ 415

JETS *Additional finishes on page 15*

Additional Jumbo or Rotating Jet (JET.JJ-XX JET.JR-XX)	
Group 1 - PC or PB	\$ 231
Additional Standard or Swirling Jet (JET.STD-XX JET.SWI-XX)	
Group 1 - PC or PB	\$ 221
Jumbo Jet Upgrade JUP.JJ-XX	\$ 100
Rotating Jet Upgrade JUP.JR-XX	\$ 100
Swirling Jet Upgrade JUP.SWI-XX	\$ 63
Micro Therapy Jet MTJ.XXX (BIS, BLA, BON, SIL, WHI)	\$ 179

JET PLATING *For jet plating options go to page 16*

LCD TEMP. READOUT KEYPAD LCD.UPG	\$ 510
------------------------------------	--------

Upgrade only, must have a keypad controlled system to purchase.

LIGHTING LED Bath Light Chromatherapy System LIG.LED	\$ 662
--	--------

LOW WATER PROTECTION (Includes 30 minute timer)

110V LOW.WAT-110	\$ 341
220V LOW.WAT-220	\$ 368

PADDED HEADREST PILLOW 41.128 (Black only)	\$ 137
--	--------

PUMPS

Custom Pump Locations 69.116-CUS.PMP	No Charge
Pump Upgrades PMP.UP (110V to 220V on 2.25 H.P. only)	\$ 289

REMOTE CONTROL REM.CON	\$ 609
--------------------------	--------

Must have thermal air system to purchase

WASTE & OVERFLOW

Integral W/O (Std. round) IWO.XX	INCLUDED
WHI, BIS, PC, PB, PN, BC, BB, BN, SC, SB, SN, ORB, PE	No Charge
Gold Finish Upgrade (PG, BG)	\$ 609

Linear Integral W/O LWO-XXX	NO CHARGE UPGRADE
-------------------------------	-------------------

NOELLE

70”L x 40”W x 24”D
Includes lumbar support
Available in freestanding model, see Sophia page 94



MODEL / PRICING

NOE7040ATO	Tub Only	\$ 3,234	NOE7040ATA	Thermal Air	\$ 5,944
NOE7040AWP	Whirlpool (8)	\$ 5,692	NOE7040ACO	Combo System	\$ 7,656

COLORS *Additional lead time is required for premium colors*

ACRYLIC BATHTUB COLORS	
Standard Colors: Bone White Biscuit	Included
Premium Colors: Black Ice Grey Sandbar	\$ 431
Matte Finish:	NET \$ 483

BACK MASSEUSE SYSTEMS *Additional finishes on page 15*

System I - Manual Control (WP/CO) BAC.MA1-XXX	\$ 725
System II - Electronic Control (WP/CO) BAC.MA2-XXX	\$ 1,460
System III - Electronic Control (TA) BAC.MA3-XXX	\$ 2,310

EXPORT CRATE FRT.EXPCRT	NET \$ 137
----------------------------------	------------

EXTRA HIGH DENSITY HI.DEN	\$ 662
------------------------------------	--------

GRAB BARS (Pair) *Additional finishes on page 15*

Standard Grab Bars GRA.BAR-XXX (Group 1 - PC or PB)	\$ 441
Universal Grab Bars UGB-XXX (Group 1 - PC or PB)	\$ 473

HYDRO BLANKET | BLA.HEA-X

2 Zones	\$ 1,218	4 Zones	\$ 1,701
3 Zones	\$ 1,523	5 Zones	\$ 1,922

HYDRO COAT HYC.COA	\$ 305
-----------------------------	--------

HYDRO EXPRESS 69.104-HYD.EXP	NET \$ 140
---------------------------------------	------------

HYDRO FUSION

Hydro Fusion (Tub Only) 29.102	\$ 798
Hydro Fusion with Ozone (Tub Only) 29.103	\$ 1,082
Hydro Fusion (TA, Whirlpool, Combo) 29.107	\$ 1,208

HYDRO INDULGE HYD.IND	\$ 2,646
--------------------------------	----------

HYDROZONE UV COMBO SYSTEM | OZUV.XXX

Whirlpool and Combo Systems only	
110 V OZUV.110	\$ 935
220 V OZUV.220	\$ 935

INLINE HEATER *Whirlpool and Combo Systems only*

<i>No dedicated GFI required for 6 amp models.</i>	
12.50 Amps 1.5 KW - 110V 27.100	\$ 651
6.25 Amps 1.5 KW - 220V 27.101	\$ 704
6.00 Amps 0.75 KW 27.103	\$ 583

OVATION

60”L x 42”W x 20”D
66”L x 42”W x 21”D
72”L x 42”W x 21”D
84”L x 42”W x 21”D - center drain /gel coat model



MODEL / PRICING

OVA6042ATO	Tub Only	\$ 2,289	OVA6642ATA	Thermal Air	\$ 4,927	OVA8442GTO	Tub Only	\$ 2,756
OVA6042AWP	Whirlpool (6)	\$ 4,644	OVA6642ACO	Combo System	\$ 6,821	OVA8442GWP	Whirlpool (8)	\$ 5,644
OVA6042ATA	Thermal Air	\$ 4,927	OVA7242ATO	Tub Only	\$ 2,405	OVA8442GTA	Thermal Air	\$ 5,478
OVA6042ACO	Combo System	\$ 6,821	OVA7242AWP	Whirlpool (6)	\$ 4,729	OVA8442GCO	Combo System	\$ 7,811
OVA6642ATO	Tub Only	\$ 2,342	OVA7242ATA	Thermal Air	\$ 5,061			
OVA6642AWP	Whirlpool (6)	\$ 4,697	OVA7242ACO	Combo System	\$ 6,725			

COLORS *Additional lead time is required for premium colors*

ACRYLIC BATHTUB COLORS	
Standard Colors: Bone White Biscuit	Included
Premium Colors: Black Ice Grey Sandbar	\$ 431
Matte Finish:	NET \$ 483

BACK MASSEUSE SYSTEMS *Additional finishes on page 15*

System I - Manual Control (WP/CO) BAC.MA1-XXX	\$ 725
System II - Electronic Control (WP/CO) BAC.MA2-XXX	\$ 1,460
System III - Electronic Control (TA) BAC.MA3-XXX	\$ 2,310

EXPORT CRATE FRT.EXPCRT	NET \$ 137
----------------------------------	------------

EXTRA HIGH DENSITY HI.DEN	\$ 662
------------------------------------	--------

GRAB BARS (Pair) *Additional finishes on page 15*

Standard Grab Bars GRA.BAR-XXX (Group 1 - PC or PB)	\$ 441
Universal Grab Bars UGB-XXX (Group 1 - PC or PB)	\$ 473

HYDRO BLANKET | BLA.HEA-X

2 Zones	\$ 1,218	4 Zones	\$ 1,701
3 Zones	\$ 1,523	5 Zones	\$ 1,922

HYDRO COAT HYC.COA	\$ 305
-----------------------------	--------

HYDRO EXPRESS 69.104-HYD.EXP	NET \$ 140
---------------------------------------	------------

HYDRO FUSION

Hydro Fusion (Tub Only) 29.102	\$ 798
Hydro Fusion with Ozone (Tub Only) 29.103	\$ 1,082
Hydro Fusion (TA, Whirlpool, Combo) 29.107	\$ 1,208

HYDRO INDULGE HYD.IND	\$ 2,646
--------------------------------	----------

HYDROZONE UV COMBO SYSTEM | OZUV.XXX

Whirlpool and Combo Systems only	
110 V OZUV.110	\$ 935
220 V OZUV.220	\$ 935

INLINE HEATER *Whirlpool and Combo Systems only*

<i>No dedicated GFI required for 6 amp models.</i>	
12.50 Amps 1.5 KW - 110V 27.100	\$ 651
6.25 Amps 1.5 KW - 220V 27.101	\$ 704
6.00 Amps 0.75 KW 27.103	\$ 583

JETS *Additional finishes on page 15*

Additional Jumbo or Rotating Jet (JET.JJ-XX JET.JR-XX)	
Group 1 - PC or PB	\$ 231
Additional Standard or Swirling Jet (JET.STD-XX JET.SWI-XX)	
Group 1 - PC or PB	\$ 221
Jumbo Jet Upgrade JUP.JJ-XX	\$ 100
Rotating Jet Upgrade JUP.JR-XX	\$ 100
Swirling Jet Upgrade JUP.SWI-XX	\$ 63
Micro Therapy Jet MTJ.XXX (BIS, BLA, BON, SIL, WHI)	\$ 179
Custom Jet Locations 69.116-CUS.JET	No Charge
<i>(Must include drawing of locations)</i>	

JET PLATING *For jet plating options go to page 16*

LCD TEMP READOUT KEYPAD LCD.UPG	\$ 510
--	--------

Upgrade only, must have a keypad controlled system to purchase.

LIGHTING LED Bath Light Chromatherapy System | LIG.LED \$ 662

LOW WATER PROTECTION (Includes 30 minute timer)

110V LOW.WAT-110	\$ 341	220V LOW.WAT-220	\$ 368
--------------------	--------	--------------------	--------

MICRO MOUNT 69.140MCREDG	\$ 126
-----------------------------------	--------

MOLDED ARMRESTS

<i>Some molded armrests add an interior detail line to the bathtub</i>	
2 Armrests (one pair) ARM.MOL-2	\$ 137

NECK MASSEUSE JET PILLOW PIL.NEC-XX	\$ 683
--	--------

Available in black, bone and white.

PUMPS **Custom Pump Locations** | 69.116-CUS.PMP No Charge

Pump Upgrades PMP.UP (110V to 220V on 2.25 H.P. only)	\$ 289
--	--------

REMOTE CONTROL REM.CON	\$ 609
---------------------------------	--------

Must have system to purchase

TILE FLANGES FLA.MO-X	\$ 200
--------------------------------	--------

UNDERMOUNT UNDRMT	No Charge
----------------------------	-----------

WASTE & OVERFLOW | WOV.XX INCLUDED

Integral W/O (Std. round) IWO.XX	\$ 341
Linear Integral W/O LWO-XXX	\$ 341
<i>Additional finishes on page 17</i>	

PALMER

66”L x 36”W x 21”D
70”L x 36”W x 24”D
Includes lumbar support
Available as freestanding model, see Domingo page 35



MODEL / PRICING

PAL6636ATO	Tub Only	\$ 3,224	PAL7036ATO	Tub Only	\$ 3,297
PAL6636AWP	Whirlpool (8)	\$ 5,607	PAL7036AWP	Whirlpool (8)	\$ 5,810
PAL6636ATA	Thermal Air	\$ 5,735	PAL7036ATA	Thermal Air	\$ 6,067
PAL6636ACO	Combo System	\$ 7,672	PAL7036ACO	Combo System	\$ 7,811

COLORS *Additional lead time is required for premium colors*

ACRYLIC BATHTUB COLORS	
Standard Colors: Bone White Biscuit	Included
Premium Colors: Black Ice Grey Sandbar	\$ 431
Matte Finish:	NET \$ 483

BACK MASSEUSE SYSTEMS *Additional finishes on page 15*

System I - Manual Control (WP/CO) BAC.MA1-XXX	\$ 725
System II - Electronic Control (WP/CO) BAC.MA2-XXX	\$ 1,460
System III - Electronic Control (TA) BAC.MA3-XXX	\$ 2,310

EXPORT CRATE FRT.EXPCRT	NET \$ 137
----------------------------------	------------

EXTRA HIGH DENSITY HI.DEN	\$ 662
------------------------------------	--------

GRAB BARS (Pair) *Additional finishes on page 15*

Standard Grab Bars GRA.BAR-XXX (Group 1 - PC or PB)	\$ 441
Universal Grab Bars UGB-XXX (Group 1 - PC or PB)	\$ 473

HYDRO BLANKET | BLA.HEA-X

2 Zones	\$ 1,218
3 Zones	\$ 1,523
4 Zones	\$ 1,701

HYDRO COAT HYC.COA	\$ 305
-----------------------------	--------

HYDRO EXPRESS 69.104-HYD.EXP	NET \$ 140
---------------------------------------	------------

HYDRO FUSION

Hydro Fusion (Tub Only) 29.102	\$ 798
Hydro Fusion with Ozone (Tub Only) 29.103	\$ 1,082
Hydro Fusion (TA, Whirlpool, Combo) 29.107	\$ 1,208

HYDRO INDULGE HYD.IND	\$ 2,646
--------------------------------	----------

HYDROZONE UV COMBO SYSTEM | OZUV.XXX

Whirlpool and Combo Systems only	
110 V OZUV.110	\$ 935
220 V OZUV.220	\$ 935

INLINE HEATER *Whirlpool and Combo Systems only*

<i>No dedicated GFI required for 6 amp models.</i>	
12.50 Amps 1.5 KW - 110V 27.100	\$ 651
6.25 Amps 1.5 KW - 220V 27.101	\$ 704
6.00 Amps 0.75 KW 27.103	\$ 583

PICASSO

60”L x 36”W x 21”D - end drain
66”L x 36”W x 27”D - center drain (shown)
72”L x 40”W x 27”D - end drain
W/O Included
Foam fill sound insulator included
Remote blower required for Thermal Air system
Available as drop-in model, see Carli page 23



MODEL / PRICING

MPI6036ATO	Tub Only	\$ 5,801	MPI6636ATO	Tub Only	\$ 6,374	MPI7240ATO	Tub Only	\$ 6,494
MPI6036ATA	Thermal Air	\$ 8,255	MPI6636ATA	Thermal Air	\$ 9,031	MPI7240ATA	Thermal Air	\$ 9,165

COLORS *Additional lead time is required for premium colors*

ACRYLIC BATHTUB COLORS	
Standard Colors: Bone White Biscuit	Included
Premium Colors: Black Ice Grey Sandbar	\$ 1,218

SURFACES (outside only)	
Faux Metallic: Galvanized [GAL] Weathered Nickel [WN]	\$ 3,370
Metallic: Polished Nickel [PN]	\$ 16,850
MODEL/METAL/COLOR (XXX.XXX.XXX)	

EXPORT CRATE FRT.EXPCRT	NET \$ 137
----------------------------------	------------

EXTRA HIGH DENSITY HI.DEN	\$ 662
------------------------------------	--------

GRAB BARS (Pair)

Standard Grab Bars GRA.BAR-XXX	
Group 1 - PC or PB	\$ 441
Group 2 - AB, BB, SB, BC, PN, SN, BN	\$ 572
Group 3 - PG, BG, SG	\$ 777

Universal Grab Bars UGB-XXX	
Group 1 - PC or PB	\$ 473
Group 2 - AB, BB, SB, BC, PN, SN, BN	\$ 609
Group 3 - PG, BG, SG	\$ 798

HYDRO BLANKET | BLA.HEA-X

2 Zones	\$ 1,218
3 Zones	\$ 1,523
4 Zones	\$ 1,701

HYDRO COAT HYC.COA	\$ 305
-----------------------------	--------

HYDRO EXPRESS 69.104-HYD.EXP	NET \$ 25
---------------------------------------	-----------

HYDROZONE INCLUDED ON THERMAL AIR

ISLAND TUB DRAIN | ITD.XXX

ABS, PVC ITD.ABS ITD.PVC	\$ 341
Cast Iron ITD.CST	\$ 415

LCD TEMP. READOUT KEYPAD LCD.UPG	\$ 510
---	--------

Upgrade only, must have a keypad controlled system to purchase.

LIGHTING LED Bath Light Chromotherapy System LIG.LED	\$ 662
---	--------

REMOTE CONTROL REM.CON	\$ 609
---------------------------------	--------

Must have thermal air system to purchase

WASTE & OVERFLOW

Integral W/O (Std. round) IWO.XX	INCLUDED
WHI, BIS, PC, PB, PN, BC, BB, BN, SC, SB, SN, ORB, PE	No Charge
Gold Finish Upgrade (PG, BG)	\$ 609

Linear Integral W/O LWO-XXX	NO CHARGE UPGRADE
--------------------------------------	-------------------

RACHAEL

66”L x 36”W x 20”D
72”L x 36”W x 20”D



MODEL / PRICING

RAC6636ATO	Tub Only	\$ 2,263
RAC6636AWP	Whirlpool (6)	\$ 4,895
RAC6636ATA	Thermal Air	\$ 5,077
RAC6636ACO	Combo System	\$ 7,378

RAC7236ATO	Tub Only	\$ 2,357
RAC7236AWP	Whirlpool (8)	\$ 5,173
RAC7236ATA	Thermal Air	\$ 5,184
RAC7236ACO	Combo System	\$ 7,645

COLORS *Additional lead time is required for premium colors*

ACRYLIC BATHTUB COLORS	
Standard Colors: Bone White Biscuit	Included
Premium Colors: Black Ice Grey Sandbar	\$ 431
Matte Finish:	NET \$ 483

BACK MASSEUSE SYSTEMS *Additional finishes on page 15*

System I - Manual Control (WP/CO) BAC.MA1-XXX	\$ 725
System II - Electronic Control (WP/CO) BAC.MA2-XXX	\$ 1,460
System III - Electronic Control (TA) BAC.MA3-XXX	\$ 2,310

EXPORT CRATE FRT.EXPCRT	NET \$ 137
----------------------------------	------------

EXTRA HIGH DENSITY HI.DEN	\$ 662
------------------------------------	--------

GRAB BARS (Pair) *Additional finishes on page 15*

Standard Grab Bars GRA.BAR-XXX (Group 1 - PC or PB)	\$ 441
Universal Grab Bars UGB-XXX (Group 1 - PC or PB)	\$ 473

HYDRO BLANKET | BLA.HEA-X

2 Zones	\$ 1,218
3 Zones	\$ 1,523
4 Zones	\$ 1,701

HYDRO COAT HYC.COA	\$ 305
-----------------------------	--------

HYDRO EXPRESS 69.104-HYD.EXP	NET \$ 140
---------------------------------------	------------

HYDRO FUSION

Hydro Fusion (Tub Only) 29.102	\$ 798
Hydro Fusion with Ozone (Tub Only) 29.103	\$ 1,082
Hydro Fusion (TA, Whirlpool, Combo) 29.107	\$ 1,208

HYDRO INDULGE HYD.IND	\$ 2,646
--------------------------------	----------

HYDROZONE UV COMBO SYSTEM | OZUV.XXX

Whirlpool and Combo Systems only	
110 V OZUV.110	\$ 935
220 V OZUV.220	\$ 935

INLINE HEATER *Whirlpool and Combo Systems only*

<i>No dedicated GFI required for 6 amp models.</i>	
12.50 Amps 1.5 KW - 110V 27.100	\$ 651
6.25 Amps 1.5 KW - 220V 27.101	\$ 704
6.00 Amps 0.75 KW 27.103	\$ 583

REDONDO

60” Diameter x 20”D
69” Diameter x 18”D



MODEL / PRICING

RED6020ATO	Tub Only	\$ 2,987
RED6020AWP	Whirlpool (6)	\$ 6,029
RED6020ATA	Thermal Air	\$ 5,730
RED6020ACO	Combo System	\$ 7,998

RED6918ATO	Tub Only	\$ 3,176
RED6918AWP	Whirlpool (8)	\$ 6,650
RED6918ATA	Thermal Air	\$ 5,971
RED6918ACO	Combo System	\$ 8,790

COLORS *Additional lead time is required for premium colors*

ACRYLIC BATHTUB COLORS	
Standard Colors: Bone White Biscuit	Included
Premium Colors: Black Ice Grey Sandbar	\$ 431
Matte Finish:	NET \$ 483

BACK MASSEUSE SYSTEMS *Additional finishes on page 15*

System I - Manual Control (WP/CO) BAC.MA1-XXX	\$ 725
System II - Electronic Control (WP/CO) BAC.MA2-XXX	\$ 1,460
System III - Electronic Control (TA) BAC.MA3-XXX	\$ 2,310

EXPORT CRATE FRT.EXPCRT	NET \$ 137
----------------------------------	------------

EXTRA HIGH DENSITY HI.DEN	\$ 662
------------------------------------	--------

GRAB BARS (Pair) *Additional finishes on page 15*

Standard Grab Bars GRA.BAR-XXX (Group 1 - PC or PB)	\$ 441
Universal Grab Bars UGB-XXX (Group 1 - PC or PB)	\$ 473

HYDRO BLANKET | BLA.HEA-X

2 Zones	\$ 1,218
3 Zones	\$ 1,523
4 Zones	\$ 1,701
5 Zones (with 2 controls)	\$ 1,922

HYDRO COAT HYC.COA	\$ 305
-----------------------------	--------

HYDRO EXPRESS 69.104-HYD.EXP	NET \$ 140
---------------------------------------	------------

HYDRO FUSION

Hydro Fusion (Tub Only) 29.102	\$ 798
Hydro Fusion with Ozone (Tub Only) 29.103	\$ 1,082
Hydro Fusion (TA, Whirlpool, Combo) 29.107	\$ 1,208

HYDRO INDULGE HYD.IND	\$ 2,646
--------------------------------	----------

HYDROZONE UV COMBO SYSTEM | OZUV.XXX

Whirlpool and Combo Systems only	
110 V OZUV.110	\$ 935
220 V OZUV.220	\$ 935

INLINE HEATER *Whirlpool and Combo Systems only*

<i>No dedicated GFI required for 6 amp models.</i>	
12.50 Amps 1.5 KW - 110V 27.100	\$ 651
6.25 Amps 1.5 KW - 220V 27.101	\$ 704
6.00 Amps 0.75 KW 27.103	\$ 583

JETS *Additional finishes on page 15*

Additional Jumbo or Rotating Jet (JET.JJ-XX JET.JR-XX)	
Group 1 - PC or PB	\$ 231
Additional Standard or Swirling Jet (JET.STD-XX JET.SWI-XX)	
Group 1 - PC or PB	\$ 221

Jumbo Jet Upgrade JUP.JJ-XX	\$ 100
Rotating Jet Upgrade JUP.JR-XX	\$ 100
Swirling Jet Upgrade JUP.SWI-XX	\$ 63
Micro Therapy Jet MTJ.XXX (BIS, BLA, BON, SIL, WHI)	\$ 179
Custom Jet Locations 69.116-CUS.JET	No Charge
<i>(Must include drawing of locations)</i>	

JET PLATING *For jet plating options go to page 16*

LCD TEMP. READOUT KEYPAD LCD.UPG	\$ 510
---	--------

Upgrade only, must have a keypad controlled system to purchase.

LIGHTING LED Bath Light Chromotherapy System LIG.LED	\$ 662
---	--------

LOW WATER PROTECTION (Includes 30 minute timer)

110V LOW.WAT-110	\$ 341
220V LOW.WAT-220	\$ 368

NECK MASSEUSE JET PILLOW PIL.NEC-XX	\$ 683
--	--------

Available in black, bone and white.

PADDED HEADREST PILLOW 41.128 (Black only)	\$ 137
---	--------

PUMPS

Custom Pump Locations 69.116-CUS.PMP	No Charge
Pump Upgrades PMP.UP (110V to 220V on 2.25 H.P. only)	\$ 289

REMOTE CONTROL REM.CON	\$ 609
---------------------------------	--------

Must have system to purchase

WASTE & OVERFLOW | WOV.XX INCLUDED

Integral W/O (Std. round) IWO.XX	\$ 341
Linear Integral W/O LWO-XXX	\$ 341
<i>Additional finishes on page 17</i>	

RILEY

60”L x 42”W x 20”D
66”L x 42”W x 21”D
72”L x 42”W x 21”D
Includes armrests
Includes lumbar support



MODEL / PRICING

RIL6042ATO	Tub Only	\$ 2,373	RIL6642ATO	Tub Only	\$ 2,441	RIL7242ATO	Tub Only	\$ 2,483
RIL6042AWP	Whirlpool (6)	\$ 4,253	RIL6642AWP	Whirlpool (6)	\$ 4,344	RIL7242AWP	Whirlpool (6)	\$ 4,564
RIL6042ATA	Thermal Air	\$ 4,751	RIL6642ATA	Thermal Air	\$ 4,815	RIL7242ATA	Thermal Air	\$ 4,906
RIL6042ACO	Combo System	\$ 6,575	RIL6642ACO	Combo System	\$ 6,688	RIL7242ACO	Combo System	\$ 6,778

RINCON

59”L x 59”W x 21”D



MODEL / PRICING

RIN5959ATO	Tub Only	\$ 2,751	RIN5959ATA	Thermal Air	\$ 5,473
RIN5959AWP	Whirlpool (6)	\$ 5,173	RIN5959ACO	Combo System	\$ 7,351

COLORS *Additional lead time is required for premium colors*

ACRYLIC BATHTUB COLORS	
Standard Colors: Bone White Biscuit	Included
Premium Colors: Black Ice Grey Sandbar	\$ 431
Matte Finish:	NET \$ 483

BACK MASSEUSE SYSTEMS *Additional finishes on page 15*

System I - Manual Control (WP/CO) BAC.MA1-XXX	\$ 725
System II - Electronic Control (WP/CO) BAC.MA2-XXX	\$ 1,460
System III - Electronic Control (TA) BAC.MA3-XXX	\$ 2,310

EXPORT CRATE FRT.EXPCRT	NET \$ 137
----------------------------------	------------

EXTRA HIGH DENSITY HI.DEN	\$ 662
------------------------------------	--------

GRAB BARS (Pair) *Additional finishes on page 15*

Standard Grab Bars GRA.BAR-XXX (Group 1 - PC or PB)	\$ 441
Universal Grab Bars UGB-XXX (Group 1 - PC or PB)	\$ 473

HYDRO BLANKET BLA.HEA-X	
2 Zones	\$ 1,218
3 Zones	\$ 1,523
4 Zones	\$ 1,701
5 Zones (with 2 controls)	\$ 1,922

HYDRO COAT HYC.COA	\$ 305
-----------------------------	--------

HYDRO EXPRESS 69.104-HYD.EXP	NET \$ 140
---------------------------------------	------------

HYDRO FUSION

Hydro Fusion (Tub Only) 29.102	\$ 798
Hydro Fusion with Ozone (Tub Only) 29.103	\$ 1,082
Hydro Fusion (TA, Whirlpool, Combo) 29.107	\$ 1,208

HYDRO INDULGE HYD.IND	\$ 2,646
--------------------------------	----------

HYDROZONE UV COMBO SYSTEM | OZUV.XXX

Whirlpool and Combo Systems only	
110 V OZUV.110	\$ 935
220 V OZUV.220	\$ 935

INLINE HEATER *Whirlpool and Combo Systems only*

<i>No dedicated GFI required for 6 amp models.</i>	
12.50 Amps 1.5 KW - 110V 27.100	\$ 651
6.25 Amps 1.5 KW - 220V 27.101	\$ 704
6.00 Amps 0.75 KW 27.103	\$ 583

JETS *Additional finishes on page 15*

Additional Jumbo or Rotating Jet (JET.JJ-XX JET.JR-XX)	
Group 1 - PC or PB	\$ 231
Additional Standard or Swirling Jet (JET.STD-XX JET.SWI-XX)	
Group 1 - PC or PB	\$ 221
Jumbo Jet Upgrade JUP.JJ-XX	\$ 100
Rotating Jet Upgrade JUP.JR-XX	\$ 100
Swirling Jet Upgrade JUP.SWI-XX	\$ 63
Micro Therapy Jet MTJ.XXX (BIS, BLA, BON, SIL, WHI)	\$ 179
Custom Jet Locations 69.116-CUS.JET	No Charge
<i>(Must include drawing of locations)</i>	

JET PLATING *For jet plating options go to page 16*

LCD TEMP. READOUT KEYPAD LCD.UPG	\$ 510
---	--------

Upgrade only, must have a keypad controlled system to purchase.

LIGHTING LED Bath Light Chromotherapy System LIG.LED	\$ 662
---	--------

LOW WATER PROTECTION (Includes 30 minute timer)

110V LOW.WAT-110	\$ 341
220V LOW.WAT-220	\$ 368

MICRO MOUNT 69.140MCREDG	\$ 126
-----------------------------------	--------

NECK MASSEUSE JET PILLOW PIL.NEC-XX	\$ 683
--	--------

Available in black, bone and white.

PADDED HEADREST PILLOW 41.128 (Black only)	\$ 137
---	--------

PUMPS

Custom Pump Locations 69.116-CUS.PMP	No Charge
Pump Upgrades PMP.UP (110V to 220V on 2.25 H.P. only)	\$ 289

REMOTE CONTROL REM.CON	\$ 609
---------------------------------	--------

Must have system to purchase

WASTE & OVERFLOW WOV.XX	INCLUDED
--------------------------------------	----------

Integral W/O (Std. round) IWO.XX	\$ 341
---	--------

Additional finishes on page 17

COLORS *Additional lead time is required for premium colors*

ACRYLIC BATHTUB COLORS	
Standard Colors: Bone White Biscuit	Included
Premium Colors: Black Ice Grey Sandbar	\$ 431
Matte Finish:	NET \$ 483

BACK MASSEUSE SYSTEMS *Additional finishes on page 15*

System I - Manual Control (WP/CO) BAC.MA1-XXX	\$ 725
System II - Electronic Control (WP/CO) BAC.MA2-XXX	\$ 1,460
System III - Electronic Control (TA) BAC.MA3-XXX	\$ 2,310

EXPORT CRATE FRT.EXPCRT	NET \$ 137
----------------------------------	------------

EXTRA HIGH DENSITY HI.DEN	\$ 662
------------------------------------	--------

GRAB BARS (Pair) *Additional finishes on page 15*

Standard Grab Bars GRA.BAR-XXX (Group 1 - PC or PB)	\$ 441
Universal Grab Bars UGB-XXX (Group 1 - PC or PB)	\$ 473

HYDRO BLANKET BLA.HEA-X	
2 Zones	\$ 1,218
3 Zones	\$ 1,523
4 Zones	\$ 1,701

HYDRO COAT HYC.COA	\$ 305
-----------------------------	--------

HYDRO EXPRESS 69.104-HYD.EXP	NET \$ 140
---------------------------------------	------------

HYDRO FUSION

Hydro Fusion (Tub Only) 29.102	\$ 798
Hydro Fusion with Ozone (Tub Only) 29.103	\$ 1,082
Hydro Fusion (TA, Whirlpool, Combo) 29.107	\$ 1,208

HYDRO INDULGE HYD.IND	\$ 2,646
--------------------------------	----------

HYDROZONE UV COMBO SYSTEM | OZUV.XXX

Whirlpool and Combo Systems only	
110 V OZUV.110	\$ 935
220 V OZUV.220	\$ 935

INLINE HEATER *Whirlpool and Combo Systems only*

<i>No dedicated GFI required for 6 amp models.</i>	
12.50 Amps 1.5 KW - 110V 27.100	\$ 651
6.25 Amps 1.5 KW - 220V 27.101	\$ 704
6.00 Amps 0.75 KW 27.103	\$ 583

JETS *Additional finishes on page 15*

Additional Jumbo or Rotating Jet (JET.JJ-XX JET.JR-XX)	
Group 1 - PC or PB	\$ 231
Additional Standard or Swirling Jet (JET.STD-XX JET.SWI-XX)	
Group 1 - PC or PB	\$ 221
Jumbo Jet Upgrade JUP.JJ-XX	\$ 100
Rotating Jet Upgrade JUP.JR-XX	\$ 100
Swirling Jet Upgrade JUP.SWI-XX	\$ 63
Micro Therapy Jet MTJ.XXX (BIS, BLA, BON, SIL, WHI)	\$ 179
Custom Jet Locations 69.116-CUS.JET	No Charge
<i>(Must include drawing of locations)</i>	

JET PLATING *For jet plating options go to page 16*

LCD TEMP. READOUT KEYPAD LCD.UPG	\$ 510
---	--------

Upgrade only, must have a keypad controlled system to purchase.

LIGHTING LED Bath Light Chromotherapy System LIG.LED	\$ 662
---	--------

LOW WATER PROTECTION (Includes 30 minute timer)

110V LOW.WAT-110	\$ 341
220V LOW.WAT-220	\$ 368

MICRO MOUNT 69.140MCREDG	\$ 126
-----------------------------------	--------

NECK MASSEUSE JET PILLOW PIL.NEC-XX	\$ 683
--	--------

Available in black, bone and white.

PADDED HEADREST PILLOW 41.128 (Black only)	\$ 137
---	--------

PUMPS

Custom Pump Locations 69.116-CUS.PMP	No Charge
Pump Upgrades PMP.UP (110V to 220V on 2.25 H.P. only)	\$ 289

REMOTE CONTROL REM.CON	\$ 609
---------------------------------	--------

Must have system to purchase

SKIRTS *For skirt options go to pages 16-17*

TILE FLANGES FLA.MO-X	\$ 200
--------------------------------	--------

WASTE & OVERFLOW WOV.XX	INCLUDED
--------------------------------------	----------

Integral W/O (Std. round) IWO.XX	\$ 341
Linear Integral W/O LWO-XXX	\$ 341
<i>Additional finishes on page 17</i>	

ROCKWELL

66”L x 36”W x 24”D - center drain
70”L x 36”W x 23”D - center drain
W/O Included
Foam fill sound insulator included
Includes lumbar support
Remote blower required for Thermal Air system



MODEL / PRICING

MRC6636ATO	Tub Only	\$ 6,956	MRC7036ATO	Tub Only	\$ 7,534
MRC6636ATA	Thermal Air	\$ 9,464	MRC7036ATA	Thermal Air	\$ 10,079

COLORS *Additional lead time is required for premium colors*

ACRYLIC BATHTUB COLORS	
Standard Colors: Bone White Biscuit	Included
Premium Colors: Black Ice Grey Sandbar	\$ 1,218

SURFACES (outside only)	
Faux Metallic: Galvanized [GAL] Weathered Nickel [WN]	\$ 3,370
Metallic: Polished Nickel [PN]	\$ 16,850
MODEL/METAL/COLOR (XXX.XXX.XXX)	

EXPORT CRATE FRT.EXPCRT	NET \$ 137
----------------------------------	------------

GRAB BARS *(Pair)*

Standard Grab Bars GRA.BAR-XXX	
Group 1 - PC or PB	\$ 441
Group 2 - AB, BB, SB, BC, PN, SN, BN	\$ 572
Group 3 - PG, BG, SG	\$ 777
Universal Grab Bars UGB-XXX	
Group 1 - PC or PB	\$ 473
Group 2 - AB, BB, SB, BC, PN, SN, BN	\$ 609
Group 3 - PG, BG, SG	\$ 798

HYDRO BLANKET | BLA.HEA-X

2 Zones	\$ 1,218
3 Zones	\$ 1,523
4 Zones	\$ 1,701

HYDRO COAT | HYC.COA \$ 305

HYDRO EXPRESS | 69.104-HYD.EXP NET \$ 250

HYDROZONE INCLUDED ON THERMAL AIR

ISLAND TUB DRAIN | ITD.XXX

ABS, PVC ITD.ABS ITD.PVC	\$ 341
Cast Iron ITD.CST	\$ 415

LCD TEMP. READOUT KEYPAD | LCD.UPG \$ 510

Upgrade only, must have a keypad controlled system to purchase.

LIGHTING LED Bath Light Chromatherapy System | LIG.LED \$ 662

REMOTE CONTROL | REM.CON \$ 609

Must have thermal air system to purchase

WASTE & OVERFLOW

Integral W/O (Std. round) IWO.XX	INCLUDED
WHI, BIS, PC, PB, PN, BC, BB, BN, SC, SB, SN, ORB, PE	No Charge
Gold Finish Upgrade (PG, BG)	\$ 609

Linear Integral W/O | LWO-XXX NO CHARGE UPGRADE

RODIN

72”L x 38”W x 25”D - center drain
W/O Included
Foam fill sound insulator included
Remote blower required for Thermal Air system



MODEL / PRICING

MRO7238ATO	Tub Only	\$ 7,534	MRO7238ATA	Thermal Air	\$ 10,079
------------	----------	----------	------------	-------------	-----------

COLORS *Additional lead time is required for premium colors*

ACRYLIC BATHTUB COLORS	
Standard Colors: Bone White Biscuit	Included
Premium Colors: Black Ice Grey Sandbar	\$ 1,218

SURFACES (outside only)	
Faux Metallic: Galvanized [GAL] Weathered Nickel [WN]	\$ 3,370
Metallic: Polished Nickel [PN]	\$ 16,850
MODEL/METAL/COLOR (XXX.XXX.XXX)	

EXPORT CRATE FRT.EXPCRT	NET \$ 137
----------------------------------	------------

GRAB BARS *(Pair)*

Standard Grab Bars GRA.BAR-XXX	
Group 1 - PC or PB	\$ 441
Group 2 - AB, BB, SB, BC, PN, SN, BN	\$ 572
Group 3 - PG, BG, SG	\$ 777
Universal Grab Bars UGB-XXX	
Group 1 - PC or PB	\$ 473
Group 2 - AB, BB, SB, BC, PN, SN, BN	\$ 609
Group 3 - PG, BG, SG	\$ 798

HYDRO BLANKET | BLA.HEA-X

2 Zones	\$ 1,218
3 Zones	\$ 1,523
4 Zones	\$ 1,701

HYDRO COAT | HYC.COA \$ 305

HYDRO EXPRESS | 69.104-HYD.EXP NET \$ 250

HYDROZONE INCLUDED ON THERMAL AIR

ISLAND TUB DRAIN | ITD.XXX

ABS, PVC ITD.ABS ITD.PVC	\$ 341
Cast Iron ITD.CST	\$ 415

LCD TEMP. READOUT KEYPAD | LCD.UPG \$ 510

Upgrade only, must have a keypad controlled system to purchase.

LIGHTING LED Bath Light Chromatherapy System | LIG.LED \$ 662

REMOTE CONTROL | REM.CON \$ 609

Must have thermal air system to purchase

WASTE & OVERFLOW

Integral W/O (Std. round) IWO.XX	INCLUDED
WHI, BIS, PC, PB, PN, BC, BB, BN, SC, SB, SN, ORB, PE	No Charge
Gold Finish Upgrade (PG, BG)	\$ 609

Linear Integral W/O | LWO-XXX NO CHARGE UPGRADE

ROSEMARIE

60”L x 32”W x 18”D



MODEL / PRICING

ROS6032ATO	Tub Only	\$ 2,268	ROS6032ATA	Thermal Air	\$ 4,901
ROS6032AWP	Whirlpool (6)	\$ 4,788	ROS6032ACO	Combo System	\$ 6,773

COLORS *Additional lead time is required for premium colors*

ACRYLIC BATHTUB COLORS	
Standard Colors: Bone White Biscuit	Included
Premium Colors: Black Ice Grey Sandbar	\$ 431
Matte Finish:	NET \$ 483

BACK MASSEUSE SYSTEMS *Additional finishes on page 15*

System I - Manual Control (WP/CO) BAC.MA1-XXX	\$ 725
System II - Electronic Control (WP/CO) BAC.MA2-XXX	\$ 1,460
System III - Electronic Control (TA) BAC.MA3-XXX	\$ 2,310

EXPORT CRATE FRT.EXPCRT	NET \$ 137
----------------------------------	------------

EXTRA HIGH DENSITY HI.DEN	\$ 662
------------------------------------	--------

GRAB BARS (Pair) *Additional finishes on page 15*

Standard Grab Bars GRA.BAR-XXX (Group 1 - PC or PB)	\$ 441
Universal Grab Bars UGB-XXX (Group 1 - PC or PB)	\$ 473

HYDRO BLANKET | BLA.HEA-X

2 Zones	\$ 1,218
3 Zones	\$ 1,523
4 Zones	\$ 1,701
5 Zones (with 2 controls)	\$ 1,922

HYDRO COAT HYC.COA	\$ 305
-----------------------------	--------

HYDRO EXPRESS 69.104-HYD.EXP	NET \$ 140
---------------------------------------	------------

HYDRO FUSION

Hydro Fusion (Tub Only) 29.102	\$ 798
Hydro Fusion with Ozone (Tub Only) 29.103	\$ 1,082
Hydro Fusion (TA, Whirlpool, Combo) 29.107	\$ 1,208

HYDRO INDULGE HYD.IND	\$ 2,646
--------------------------------	----------

HYDROZONE UV COMBO SYSTEM | OZUV.XXX

Whirlpool and Combo Systems only	
110 V OZUV.110	\$ 935
220 V OZUV.220	\$ 935

INLINE HEATER *Whirlpool and Combo Systems only*

<i>No dedicated GFI required for 6 amp models.</i>	
12.50 Amps 1.5 KW - 110V 27.100	\$ 651
6.25 Amps 1.5 KW - 220V 27.101	\$ 704
6.00 Amps 0.75 KW 27.103	\$ 583

JETS *Additional finishes on page 15*

Additional Jumbo or Rotating Jet (JET.JJ-XX JET.JR-XX)	
Group 1 - PC or PB	\$ 231
Additional Standard or Swirling Jet (JET.STD-XX JET.SWI-XX)	
Group 1 - PC or PB	\$ 221
Jumbo Jet Upgrade JUP.JJ-XX	\$ 100
Rotating Jet Upgrade JUP.JR-XX	\$ 100
Swirling Jet Upgrade JUP.SWI-XX	\$ 63
Micro Therapy Jet MTJ.XXX (BIS, BLA, BON, SIL, WHI)	\$ 179
Custom Jet Locations 69.116-CUS.JET	No Charge
<i>(Must include drawing of locations)</i>	

JET PLATING *For jet plating options go to page 16*

LCD TEMP. READOUT KEYPAD LCD.UPG	\$ 510
---	--------

Upgrade only, must have a keypad controlled system to purchase.

LIGHTING LED Bath Light Chromatherapy System LIG.LED	\$ 662
---	--------

LOW WATER PROTECTION (Includes 30 minute timer)

110V LOW.WAT-110	\$ 341	220V LOW.WAT-220	\$ 368
--------------------	--------	--------------------	--------

MICRO MOUNT 69.140MCREDG	\$ 126
-----------------------------------	--------

MOLDED ARMRESTS *(may add interior detail line to bathtub)*

2 Armrests (one pair) ARM.MOL-2	\$ 137
-----------------------------------	--------

NECK MASSEUSE JET PILLOW PIL.NEC-XX	\$ 683
--	--------

Available in black, bone and white.

PADDED HEADREST PILLOW 41.128 (Black only)	\$ 137
---	--------

PUMPS Custom Pump Locations 69.116-CUS.PMP	No Charge
--	-----------

Pump Upgrades PMP.UP (110V to 220V on 2.25 H.P. only)	\$ 289
--	--------

REMOTE CONTROL REM.CON	\$ 609
---------------------------------	--------

Must have system to purchase

SKIRTS *For skirt options go to pages 16-17*

TILE FLANGES FLA.MO-X	\$ 200
--------------------------------	--------

UNDERMOUNT UNDRMT	No Charge
----------------------------	-----------

WASTE & OVERFLOW WOV.XX	INCLUDED
--------------------------------------	----------

Integral W/O (Std. round) IWO.XX	\$ 341
Linear Integral W/O LWO-XXX	\$ 341
<i>Additional finishes on page 17</i>	

SAVANNAH

66”L x 44”W x 24”D

74”L x 44”W x 24”D

Includes armrests

3 swirling jets on each back (6 in total) &

2 directional jets on each long side (4 in total).



MODEL / PRICING

SAV6644ATO	Tub Only	\$ 3,103	SAV7444ATO	Tub Only	\$ 3,187
SAV6644AWP	Whirlpool (10)	\$ 5,799	SAV7444AWP	Whirlpool (10)	\$ 6,029
SAV6644ATA	Thermal Air	\$ 5,783	SAV7444ATA	Thermal Air	\$ 5,949
SAV6644ACO	Combo System	\$ 7,902	SAV7444ACO	Combo System	\$ 8,100

COLORS *Additional lead time is required for premium colors*

ACRYLIC BATHTUB COLORS	
Standard Colors: Bone White Biscuit	Included
Premium Colors: Black Ice Grey Sandbar	\$ 431
Matte Finish:	NET \$ 483

BACK MASSEUSE SYSTEMS *Additional finishes on page 15*

System I - Manual Control (WP/CO) BAC.MA1-XXX	\$ 725
System II - Electronic Control (WP/CO) BAC.MA2-XXX	\$ 1,460
System III - Electronic Control (TA) BAC.MA3-XXX	\$ 2,310

EXPORT CRATE FRT.EXPCRT	NET \$ 137
----------------------------------	------------

EXTRA HIGH DENSITY HI.DEN	\$ 662
------------------------------------	--------

GRAB BARS (Pair) *Additional finishes on page 15*

Standard Grab Bars GRA.BAR-XXX (Group 1 - PC or PB)	\$ 441
Universal Grab Bars UGB-XXX (Group 1 - PC or PB)	\$ 473

HYDRO BLANKET | BLA.HEA-X

2 Zones	\$ 1,218
3 Zones	\$ 1,523
4 Zones	\$ 1,701

HYDRO COAT HYC.COA	\$ 305
-----------------------------	--------

HYDRO EXPRESS 69.104-HYD.EXP	NET \$ 140
---------------------------------------	------------

HYDRO FUSION

Hydro Fusion (Tub Only) 29.102	\$ 798
Hydro Fusion with Ozone (Tub Only) 29.103	\$ 1,082
Hydro Fusion (TA, Whirlpool, Combo) 29.107	\$ 1,208

HYDRO INDULGE HYD.IND	\$ 2,646
--------------------------------	----------

HYDROZONE UV COMBO SYSTEM | OZUV.XXX

Whirlpool and Combo Systems only	
110 V OZUV.110	\$ 935
220 V OZUV.220	\$ 935

INLINE HEATER *Whirlpool and Combo Systems only*

<i>No dedicated GFI required for 6 amp models.</i>	
12.50 Amps 1.5 KW - 110V 27.100	\$ 651
6.25 Amps 1.5 KW - 220V 27.101	\$ 704
6.00 Amps 0.75 KW 27.103	\$ 583

JETS *Additional finishes on page 15*

Additional Jumbo or Rotating Jet (JET.JJ-XX JET.JR-XX)	
Group 1 - PC or PB	\$ 231
Additional Standard or Swirling Jet (JET.STD-XX JET.SWI-XX)	
Group 1 - PC or PB	\$ 221
Jumbo Jet Upgrade JUP.JJ-XX	\$ 100
Rotating Jet Upgrade JUP.JR-XX	\$ 100
Swirling Jet Upgrade JUP.SWI-XX	\$ 63
Micro Therapy Jet MTJ.XXX (BIS, BLA, BON, SIL, WHI)	\$ 179
Custom Jet Locations 69.116-CUS.JET	No Charge
<i>(Must include drawing of locations)</i>	

JET PLATING *For jet plating options go to page 16*

LCD TEMP. READOUT KEYPAD LCD.UPG	\$ 510
---	--------

Upgrade only, must have a keypad controlled system to purchase.

LIGHTING LED Bath Light Chromatherapy System LIG.LED	\$ 662
---	--------

LOW WATER PROTECTION (Includes 30 minute timer)

110V LOW.WAT-110	\$ 341
220V LOW.WAT-220	\$ 368

MICRO MOUNT 69.140MCREDG	\$ 126
-----------------------------------	--------

NECK MASSEUSE JET PILLOW PIL.NEC-XX	\$ 683
--	--------

Available in black, bone and white.

PADDED HEADREST PILLOW 41.128 (Black only)	\$ 137
---	--------

PUMPS

Custom Pump Locations 69.116-CUS.PMP	No Charge
Pump Upgrades PMP.UP (110V to 220V on 2.25 H.P. only)	\$ 289

REMOTE CONTROL REM.CON	\$ 609
---------------------------------	--------

Must have system to purchase

UNDERMOUNT UNDRMT	No Charge
----------------------------	-----------

WASTE & OVERFLOW WOV.XX	INCLUDED
--------------------------------------	----------

Integral W/O (Std. round) IWO.XX	\$ 341
Linear Integral W/O LWO-XXX	\$ 341
<i>Additional finishes on page 17</i>	

SOLITUDE

60”L x 30”W x 20”D



MODEL / PRICING

SLT6030ATO	Tub Only	\$ 1,969	SLT6030ATA	Thermal Air	\$ 4,061
SLT6030AWP	Whirlpool (6)	\$ 4,146	SLT6030ACO	Combo System	\$ 5,874

COLORS *Additional lead time is required for premium colors*

ACRYLIC BATHTUB COLORS	
Standard Colors: Bone White Biscuit	Included
Premium Colors: Black Ice Grey Sandbar	\$ 431
Matte Finish:	NET \$ 483

BACK MASSEUSE SYSTEMS *Additional finishes on page 15*

System I - Manual Control (WP/CO) BAC.MA1-XXX	\$ 725
System II - Electronic Control (WP/CO) BAC.MA2-XXX	\$ 1,460
System III - Electronic Control (TA) BAC.MA3-XXX	\$ 2,310

EXPORT CRATE FRT.EXPCRT	NET \$ 137
----------------------------------	------------

EXTRA HIGH DENSITY HI.DEN	\$ 662
------------------------------------	--------

GRAB BARS (Pair) *Additional finishes on page 15*

Standard Grab Bars GRA.BAR-XXX (Group 1 - PC or PB)	\$ 441
Universal Grab Bars UGB-XXX (Group 1 - PC or PB)	\$ 473

HYDRO BLANKET BLA.HEA-X	
2 Zones	\$ 1,218
3 Zones	\$ 1,523
4 Zones	\$ 1,701
5 Zones (with 2 controls)	\$ 1,922

HYDRO COAT HYC.COA	\$ 305
-----------------------------	--------

HYDRO EXPRESS 69.104-HYD.EXP	NET \$ 140
---------------------------------------	------------

HYDRO FUSION	
Hydro Fusion (Tub Only) 29.102	\$ 798
Hydro Fusion with Ozone (Tub Only) 29.103	\$ 1,082
Hydro Fusion (TA, Whirlpool, Combo) 29.107	\$ 1,208

HYDRO INDULGE HYD.IND	\$ 2,646
--------------------------------	----------

HYDROZONE UV COMBO SYSTEM OZUV.XXX	
Whirlpool and Combo Systems only	
110 V OZUV.110	\$ 935
220 V OZUV.220	\$ 935

INLINE HEATER <i>Whirlpool and Combo Systems only</i>	
<i>No dedicated GFI required for 6 amp models.</i>	
12.50 Amps 1.5 KW - 110V 27.100	\$ 651
6.25 Amps 1.5 KW - 220V 27.101	\$ 704
6.00 Amps 0.75 KW 27.103	\$ 583

SOLO

54”L x 30”W x 19”D	66”L x 30”W x 19”D
60”L x 32”W x 19”D	66”L x 34”W x 19”D
60”L x 36”W x 19”D	72”L x 36”W x 19”D
Includes armrests	



MODEL / PRICING

SOL5430ATO	Tub Only	\$ 2,499	SOL6036ATO	Tub Only	\$ 2,121	SOL6634ATO	Tub Only	\$ 2,174
SOL5430AWP	Whirlpool (6)	\$ 5,147	SOL6036AWP	Whirlpool (6)	\$ 4,687	SOL6634AWP	Whirlpool (6)	\$ 4,697
SOL5430ATA	Thermal Air	\$ 5,157	SOL6036ATA	Thermal Air	\$ 4,713	SOL6634ATA	Thermal Air	\$ 4,772
SOL5430ACO	Combo System	\$ 7,105	SOL6036ACO	Combo System	\$ 6,607	SOL6634ACO	Combo System	\$ 6,661
SOL6032ATO	Tub Only	\$ 2,100	SOL6630ATO	Tub Only	\$ 2,174	SOL7236ATO	Tub Only	\$ 2,237
SOL6032AWP	Whirlpool (6)	\$ 4,633	SOL6630AWP	Whirlpool (6)	\$ 4,697	SOL7236AWP	Whirlpool (6)	\$ 4,847
SOL6032ATA	Thermal Air	\$ 4,687	SOL6630ATA	Thermal Air	\$ 4,772	SOL7236ATA	Thermal Air	\$ 4,922
SOL6032ACO	Combo System	\$ 6,597	SOL6630ACO	Combo System	\$ 6,607	SOL7236ACO	Combo System	\$ 7,105

COLORS *Additional lead time is required for premium colors*

ACRYLIC BATHTUB COLORS	
Standard Colors: Bone White Biscuit	Included
Premium Colors: Black Ice Grey Sandbar	\$ 431
Matte Finish:	NET \$ 483

BACK MASSEUSE SYSTEMS *Additional finishes on page 15*

System I - Manual Control (WP/CO) BAC.MA1-XXX	\$ 725
System II - Electronic Control (WP/CO) BAC.MA2-XXX	\$ 1,460
System III - Electronic Control (TA) BAC.MA3-XXX	\$ 2,310

EXTRA HIGH DENSITY HI.DEN	\$ 662
------------------------------------	--------

GRAB BARS (Pair) *Additional finishes on page 15*

Standard Grab Bars GRA.BAR-XXX (Group 1 - PC or PB)	\$ 441
Universal Grab Bars UGB-XXX (Group 1 - PC or PB)	\$ 473

HYDRO BLANKET BLA.HEA-X			
2 Zones	\$ 1,218	4 Zones	\$ 1,701
3 Zones	\$ 1,523	5 Zones	\$ 1,922

HYDRO COAT HYC.COA	\$ 305
-----------------------------	--------

HYDRO EXPRESS 69.104-HYD.EXP	NET \$ 140
---------------------------------------	------------

HYDRO FUSION	
Hydro Fusion (Tub Only) 29.102	\$ 798
Hydro Fusion with Ozone (Tub Only) 29.103	\$ 1,082
Hydro Fusion (TA, Whirlpool, Combo) 29.107	\$ 1,208

HYDRO INDULGE HYD.IND	\$ 2,646
--------------------------------	----------

HYDROZONE UV COMBO SYSTEM OZUV.XXX	
Whirlpool and Combo Systems only	
110 V OZUV.110	\$ 935
220 V OZUV.220	\$ 935

INLINE HEATER <i>Whirlpool and Combo Systems only</i>	
<i>No dedicated GFI required for 6 amp models.</i>	
12.50 Amps 1.5 KW - 110V 27.100	\$ 651
6.25 Amps 1.5 KW - 220V 27.101	\$ 704
6.00 Amps 0.75 KW 27.103	\$ 583

JETS *Additional finishes on page 15*

Additional Jumbo or Rotating Jet (JET.JJ-XX JET.JR-XX)	
Group 1 - PC or PB	\$ 231
Additional Standard or Swirling Jet (JET.STD-XX JET.SWI-XX)	
Group 1 - PC or PB	\$ 221
Jumbo Jet Upgrade JUP.JJ-XX	\$ 100
Rotating Jet Upgrade JUP.JR-XX	\$ 100
Swirling Jet Upgrade JUP.SWI-XX	\$ 63
Micro Therapy Jet MTJ.XXX (BIS, BLA, BON, SIL, WHI)	\$ 179
Custom Jet Locations 69.116-CUS.JET	No Charge

JET PLATING *For jet plating options go to page 16*

LCD TEMP. READOUT KEYPAD LCD.UPG	\$ 510
---	--------

Upgrade only, must have a keypad controlled system to purchase.

LIGHTING LED Bath Light Chromotherapy System LIG.LED	\$ 662
---	--------

LOW WATER PROTECTION (Includes 30 minute timer)			
110V LOW.WAT-110	\$ 341	220V LOW.WAT-220	\$ 368

MICRO MOUNT 69.140MCREDG	\$ 126
-----------------------------------	--------

NECK MASSEUSE JET PILLOW PIL.NEC-XX	\$ 683
--	--------

Available in black, bone and white.

PADDED HEADREST PILLOW 41.128 (Black only)	\$ 137
---	--------

PUMPS Custom Pump Locations 69.116-CUS.PMP	No Charge
Pump Upgrades PMP.UP (110V to 220V on 2.25 H.P. only)	\$ 289

REMOTE CONTROL REM.CON	\$ 609
---------------------------------	--------

Must have system to purchase

SKIRTS *For skirt options go to pages 16-17*

TILE FLANGES FLA.MO-X	\$ 200
--------------------------------	--------

UNDERMOUNT UNDRMT	No Charge
----------------------------	-----------

WASTE & OVERFLOW WOV.XX	INCLUDED
Integral W/O (Std. round) IWO.XX	\$ 341
Linear Integral W/O LWO-XXX	\$ 341
<i>Additional finishes on page 17</i>	

SOPHIA

70”L x 40”W x 26”D - side-center drain
W/O Included
Foam fill sound insulator included
Includes lumbar support
Remote blower required for Thermal Air system
Available as drop-in model, see Noelle page 80



MODEL / PRICING

SOP7040ATO	Tub Only	\$ 5,497	SOP7040ATA	Thermal Air	\$ 8,314
------------	----------	----------	------------	-------------	----------

COLORS *Additional lead time is required for premium colors*

ACRYLIC BATHTUB COLORS	
Standard Colors:	Bone White Biscuit Included
Premium Colors:	Black Ice Grey Sandbar \$ 1,218
Matte Finish:	\$ 1,180
Dual Color Option:	\$ 2,142
MODEL/COLOR1/COLOR2 (XXX.XXX.XXX)	

SURFACES (outside only)	
Faux Metallic:	Galvanized [GAL] Weathered Nickel [WN] \$ 3,370
Metallic:	Polished Nickel [PN] \$ 16,850
MODEL/METAL/COLOR (XXX.XXX.XXX)	

EXPORT CRATE	FRT.EXPCRT	NET \$ 137
--------------	------------	------------

GRAB BARS (Pair)	
Standard Grab Bars GRA.BAR-XXX	
Group 1 - PC or PB	\$ 441
Group 2 - AB, BB, SB, BC, PN, SN, BN	\$ 572
Group 3 - PG, BG, SG	\$ 777
Universal Grab Bars UGB-XXX	
Group 1 - PC or PB	\$ 473
Group 2 - AB, BB, SB, BC, PN, SN, BN	\$ 609
Group 3 - PG, BG, SG	\$ 798

HYDRO BLANKET BLA.HEA-X	
2 Zones	\$ 1,218
3 Zones	\$ 1,523
4 Zones	\$ 1,701
5 Zones (with 2 controls)	\$ 1,922

HYDRO COAT	HYC.COA	\$ 305
------------	---------	--------

HYDRO EXPRESS	69.104-HYD.EXP	NET \$ 250
---------------	----------------	------------

HYDROZONE	INCLUDED ON THERMAL AIR	
ISLAND TUB DRAIN ITD.XXX		

ABS, PVC	ITD.ABS ITD.PVC	\$ 341
Cast Iron	ITD.CST	\$ 415

LCD TEMP. READOUT KEYPAD	LCD.UPG	\$ 510
--------------------------	---------	--------

Upgrade only, must have a keypad controlled system to purchase.

LIGHTING	LED Bath Light Chromatherapy System LIG.LED	\$ 662
----------	---	--------

REMOTE CONTROL	REM.CON	\$ 609
----------------	---------	--------

Must have thermal air system to purchase

WASTE & OVERFLOW		
Integral W/O (Std. round)	IWO.XX	INCLUDED
WHI, BIS, PC, PB, PN, BC, BB, BN, SC, SB,	SN, ORB, PE	No Charge
Gold Finish Upgrade (PG, BG)		\$ 609

Linear Integral W/O	LWO-XXX	NO CHARGE UPGRADE
---------------------	---------	-------------------

STELLA

70”L x 36”W x 19”D



MODEL / PRICING

STE7036ATO	Tub Only	\$ 2,646	STE7036ATA	Thermal Air	\$ 5,746
STE7036AWP	Whirlpool (6)	\$ 5,387	STE7036ACO	Combo System	\$ 7,645

COLORS *Additional lead time is required for premium colors*

ACRYLIC BATHTUB COLORS	
Standard Colors:	Bone White Biscuit Included
Premium Colors:	Black Ice Grey Sandbar \$ 431
Matte Finish:	NET \$ 483

BACK MASSEUSE SYSTEMS *Additional finishes on page 15*

System I - Manual Control (WP/CO) BAC.MA1-XXX	\$ 725
System II - Electronic Control (WP/CO) BAC.MA2-XXX	\$ 1,460
System III - Electronic Control (TA) BAC.MA3-XXX	\$ 2,310

EXPORT CRATE	FRT.EXPCRT	NET \$ 137
--------------	------------	------------

EXTRA HIGH DENSITY	HI.DEN	\$ 662
--------------------	--------	--------

GRAB BARS (Pair) <i>Additional finishes on page 15</i>	
Standard Grab Bars	GRA.BAR-XXX (Group 1 - PC or PB) \$ 441
Universal Grab Bars	UGB-XXX (Group 1 - PC or PB) \$ 473

HYDRO BLANKET BLA.HEA-X	
2 Zones	\$ 1,218
3 Zones	\$ 1,523
4 Zones	\$ 1,701
5 Zones (with 2 controls)	\$ 1,922

HYDRO COAT	HYC.COA	\$ 305
------------	---------	--------

HYDRO EXPRESS	69.104-HYD.EXP	NET \$ 140
---------------	----------------	------------

HYDRO FUSION	
Hydro Fusion (Tub Only) 29.102	\$ 798
Hydro Fusion with Ozone (Tub Only) 29.103	\$ 1,082
Hydro Fusion (TA, Whirlpool, Combo) 29.107	\$ 1,208

HYDRO INDULGE	HYD.IND	\$ 2,646
---------------	---------	----------

HYDROZONE UV COMBO SYSTEM OZUV.XXX	
Whirlpool and Combo Systems only	
110 V OZUV.110	\$ 935
220 V OZUV.220	\$ 935

INLINE HEATER <i>Whirlpool and Combo Systems only</i>	
<i>No dedicated GFI required for 6 amp models.</i>	
12.50 Amps 1.5 KW - 110V 27.100	\$ 651
6.25 Amps 1.5 KW - 220V 27.101	\$ 704
6.00 Amps 0.75 KW 27.103	\$ 583

JETS *Additional finishes on page 15*

Additional Jumbo or Rotating Jet (JET.JJ-XX JET.JR-XX)	
Group 1 - PC or PB	\$ 231
Additional Standard or Swirling Jet (JET.STD-XX JET.SWI-XX)	
Group 1 - PC or PB	\$ 221
Jumbo Jet Upgrade JUP.JJ-XX	\$ 100
Rotating Jet Upgrade JUP.JR-XX	\$ 100
Swirling Jet Upgrade JUP.SWI-XX	\$ 63
Micro Therapy Jet MTJ.XXX (BIS, BLA, BON, SIL, WHI)	\$ 179
Custom Jet Locations 69.116-CUS.JET	No Charge
<i>(Must include drawing of locations)</i>	

JET PLATING *For jet plating options go to page 16*

LCD TEMP. READOUT KEYPAD	LCD.UPG	\$ 510
--------------------------	---------	--------

Upgrade only, must have a keypad controlled system to purchase.

LIGHTING	LED Bath Light Chromatherapy System LIG.LED	\$ 662
----------	---	--------

LOW WATER PROTECTION (Includes 30 minute timer)	
110V LOW.WAT-110	\$ 341
220V LOW.WAT-220	\$ 368

MICRO MOUNT	69.140MCREDG	\$ 126
-------------	--------------	--------

MOLDED ARMRESTS	
<i>Some molded armrests add an interior detail line to the bathtub</i>	
2 Armrests (one pair) ARM.MOL-2	\$ 137

NECK MASSEUSE JET PILLOW	PIL.NEC-XX	\$ 683
--------------------------	------------	--------

Available in black, bone and white.

PADDED HEADREST PILLOW	41.128 (Black only)	\$ 137
------------------------	---------------------	--------

PUMPS	Custom Pump Locations 69.116-CUS.PMP	No Charge
Pump Upgrades	PMP.UP (110V to 220V on 2.25 H.P. only)	\$ 289

REMOTE CONTROL	REM.CON	\$ 609
----------------	---------	--------

Must have system to purchase

SKIRTS *For skirt options go to pages 16-17*

TILE FLANGES	FLA.MO-X	\$ 200
--------------	----------	--------



WASTE & OVERFLOW WOV.XX	
INCLUDED	
Integral W/O (Std. round) IWO.XX	\$ 341
Linear Integral W/O LWO-XXX	\$ 341
<i>Additional finishes on page 17</i>	

SYDNEY - with flange & skirt

60" L x 30" W x 17" D
60" L x 30" W x 20" D
60" L x 32" W x 17" D
60" L x 32" W x 20" D
60" L x 34" W x 20" D
60" L x 36" W x 20" D
66" L x 32" W x 20" D









72" L x 32" W x 20" D
72" L x 36" W x 20" D
72" L x 40" W x 20" D
Specify LH or RH drain
(Add LH or RH to end of
model code)

No skirt access, see pg 4



Available as drop-in model, see Lacey page 58

MODEL / PRICING

 SYD6030ATOS	Tub Only	\$ 1,827	SYD6032ATA	Thermal Air	\$ 4,382	SYD7232ATO	Tub Only	\$ 2,142
 SYD6030AWPS	Whirlpool (6)	\$ 3,520	SYD6032ACO	Combo System	\$ 6,281	SYD7232AWP	Whirlpool (6)	\$ 3,873
 SYD6030ATAS	Thermal Air	\$ 4,382	SYD6034ATO	Tub Only	\$ 2,079	SYD7232ATA	Thermal Air	\$ 4,879
 SYD6030ACOS	Combo System	\$ 6,254	SYD6034AWP	Whirlpool (6)	\$ 3,788	SYD7232ACO	Combo System	\$ 6,762
SYD6030ATO	Tub Only	\$ 1,827	SYD6034ATA	Thermal Air	\$ 4,655	SYD7236ATO	Tub Only	\$ 2,510
SYD6030AWP	Whirlpool (6)	\$ 3,520	SYD6034ACO	Combo System	\$ 6,527	SYD7236AWP	Whirlpool (6)	\$ 4,200
SYD6030ATA	Thermal Air	\$ 4,382	SYD6036ATO	Tub Only	\$ 2,105	SYD7236ATA	Thermal Air	\$ 5,179
SYD6030ACO	Combo System	\$ 6,254	SYD6036AWP	Whirlpool (6)	\$ 3,820	SYD7236ACO	Combo System	\$ 7,137
 SYD6032ATOS	Tub Only	\$ 1,848	SYD6036ATA	Thermal Air	\$ 4,687	SYD7240ATO	Tub Only	\$ 2,510
 SYD6032AWPS	Whirlpool (6)	\$ 3,542	SYD6036ACO	Combo System	\$ 6,554	SYD7240AWP	Whirlpool (6)	\$ 4,200
 SYD6032ATAS	Thermal Air	\$ 4,382	SYD6632ATO	Tub Only	\$ 1,990	SYD7240ATA	Thermal Air	\$ 5,179
 SYD6032ACOS	Combo System	\$ 6,281	SYD6632AWP	Whirlpool (6)	\$ 3,697	SYD7240ACO	Combo System	\$ 7,137
SYD6032ATO	Tub Only	\$ 1,848	SYD6632ATA	Thermal Air	\$ 4,564			
SYD6032AWP	Whirlpool (6)	\$ 3,542	SYD6632ACO	Combo System	\$ 6,431			

COLORS *Additional lead time is required for premium colors*

ACRYLIC BATHTUB COLORS	
Standard Colors: Bone White Biscuit	Included
Premium Colors: Black Ice Grey Sandbar	\$ 431
Matte Finish:	NET \$ 483

BACK MASSEUSE SYSTEMS *Additional finishes on page 15*

System I - Manual Control (WP/CO) BAC.MA1-XXX	\$ 725
System II - Electronic Control (WP/CO) BAC.MA2-XXX	\$ 1,460
System III - Electronic Control (TA) BAC.MA3-XXX	\$ 2,310

EXTRA HIGH DENSITY HI.DEN	\$ 662
-----------------------------	--------

GRAB BARS (Pair) *Additional finishes on page 15*

Standard Grab Bars GRA.BAR-XXX (Group 1 - PC or PB)	\$ 441
Universal Grab Bars UGB-XXX (Group 1 - PC or PB)	\$ 473

HYDRO BLANKET BLA.HEA-X

2 Zones: \$1,218 3 Zones: \$1,523 4 Zones: \$1,701 5 Zones: \$1,922

HYDRO COAT HYC.COA	\$ 305
----------------------	--------

HYDRO EXPRESS 69.104-HYD.EXP	NET \$ 140
--------------------------------	------------

HYDRO FUSION

Hydro Fusion (Tub Only) 29.102	\$ 798
Hydro Fusion with Ozone (Tub Only) 29.103	\$ 1,082
Hydro Fusion (TA, Whirlpool, Combo) 29.107	\$ 1,208

HYDRO INDULGE HYD.IND	\$ 2,646
-------------------------	----------

HYDROZONE UV COMBO SYSTEM | OZUV.XXX

110 V OZUV.110	\$ 935	220 V OZUV.220	\$ 935
------------------	--------	------------------	--------

INLINE HEATER *Whirlpool and Combo Systems only*

12.50 Amps 1.5 KW - 110V 27.100	\$ 651
6.25 Amps 1.5 KW - 220V 27.101	\$ 704
6.00 Amps 0.75 KW 27.103	\$ 583

JETS *Additional finishes on page 15*

Additional Jumbo or Rotating Jet (JET.JJ-XX JET.JR-XX)	
Group 1 - PC or PB	\$ 231
Additional Standard or Swirling Jet (JET.STD-XX JET.SWI-XX)	
Group 1 - PC or PB	\$ 221
Jumbo Jet Upgrade JUP.JJ-XX	\$ 100
Rotating Jet Upgrade JUP.JR-XX	\$ 100
Swirling Jet Upgrade JUP.SWI-XX	\$ 63
Micro Therapy Jet MTJ.XXX (BIS, BLA, BON, SIL, WHI)	\$ 179
Custom Jet Locations 69.116-CUS.JET	No Charge

JET PLATING *For jet plating options go to page 16*

LCD TEMP. READOUT KEYPAD LCD.UPG	\$ 510
------------------------------------	--------

Upgrade only, must have a keypad controlled system to purchase.

LIGHTING LED Bath Light Chromatherapy System LIG.LED	\$ 662
--	--------

LOW WATER PROTECTION (Includes 30 minute timer)

110V LOW.WAT-110: \$ 341	220V LOW.WAT-220: \$ 368
----------------------------	----------------------------

LUMBAR SUPPORT LUM.SPT	No Charge
--------------------------	-----------

MOLDED ARMRESTS *(may add interior detail line to bathtub)*

2 Armrests (one pair) ARM.MOL-2	\$ 137
-----------------------------------	--------

NECK MASSEUSE JET PILLOW PIL.NEC-XX	\$ 683
---------------------------------------	--------

PUMPS Custom Pump Locations 69.116-CUS.PMP	No Charge
--	-----------

Pump Upgrades PMP.UP (110V to 220V on 2.25 H.P. only)	\$ 289
---	--------

REMOTE CONTROL REM.CON	\$ 609
--------------------------	--------

SKIRTS *For skirt options go to pages 16-17*

WASTE & OVERFLOW WOV.XX	INCLUDED
---------------------------	----------

Integral W/O (Std. round) IWO.XX	\$ 341
Linear Integral W/O LWO-XXX	\$ 341
<i>Additional finishes on page 17</i>	

VANESSA

72" L x 42" W x 21" D
Includes armrests



MODEL / PRICING

VAN7242ATO	Tub Only	\$ 3,502	VAN7242ATA	Thermal Air	\$ 5,939
VAN7242AWP	Whirlpool (6)	\$ 6,361	VAN7242ACO	Combo System	\$ 7,854

COLORS *Additional lead time is required for premium colors*

ACRYLIC BATHTUB COLORS	
Standard Colors: Bone White Biscuit	Included
Premium Colors: Black Ice Grey Sandbar	\$ 431
Matte Finish:	NET \$ 483

BACK MASSEUSE SYSTEMS *Additional finishes on page 15*

System I - Manual Control (WP/CO) BAC.MA1-XXX	\$ 725
System II - Electronic Control (WP/CO) BAC.MA2-XXX	\$ 1,460
System III - Electronic Control (TA) BAC.MA3-XXX	\$ 2,310

EXPORT CRATE FRT.EXPCRT	NET \$ 137
---------------------------	------------

EXTRA HIGH DENSITY HI.DEN	\$ 662
-----------------------------	--------

GRAB BARS (Pair) *Additional finishes on page 15*

Standard Grab Bars GRA.BAR-XXX (Group 1 - PC or PB)	\$ 441
Universal Grab Bars UGB-XXX (Group 1 - PC or PB)	\$ 473

HYDRO BLANKET BLA.HEA-X

2 Zones	\$ 1,218
3 Zones	\$ 1,523
4 Zones	\$ 1,701
5 Zones (with 2 controls)	\$ 1,922

HYDRO COAT HYC.COA	\$ 305
----------------------	--------

HYDRO EXPRESS 69.104-HYD.EXP	NET \$ 137
--------------------------------	------------

HYDRO FUSION

Hydro Fusion (Tub Only) 29.102	\$ 798
Hydro Fusion with Ozone (Tub Only) 29.103	\$ 1,082
Hydro Fusion (TA, Whirlpool, Combo) 29.107	\$ 1,208

HYDRO INDULGE HYD.IND	\$ 2,646
-------------------------	----------

HYDROZONE UV COMBO SYSTEM | OZUV.XXX

Whirlpool and Combo Systems only	
110 V OZUV.110	\$ 935
220 V OZUV.220	\$ 935

INLINE HEATER *Whirlpool and Combo Systems only*

<i>No dedicated GFI required for 6 amp models.</i>	
12.50 Amps 1.5 KW - 110V 27.100	\$ 651
6.25 Amps 1.5 KW - 220V 27.101	\$ 704
6.00 Amps 0.75 KW 27.103	\$ 583

JETS *Additional finishes on page 15*

Additional Jumbo or Rotating Jet (JET.JJ-XX JET.JR-XX)	
Group 1 - PC or PB	\$ 231
Additional Standard or Swirling Jet (JET.STD-XX JET.SWI-XX)	
Group 1 - PC or PB	\$ 221
Jumbo Jet Upgrade JUP.JJ-XX	\$ 100
Rotating Jet Upgrade JUP.JR-XX	\$ 100
Swirling Jet Upgrade JUP.SWI-XX	\$ 63
Micro Therapy Jet MTJ.XXX (BIS, BLA, BON, SIL, WHI)	\$ 179
Custom Jet Locations 69.116-CUS.JET	No Charge
<i>(Must include drawing of locations)</i>	

JET PLATING *For jet plating options go to page 16*

LCD TEMP. READOUT KEYPAD LCD.UPG	\$ 510
------------------------------------	--------

Upgrade only, must have a keypad controlled system to purchase.

LIGHTING LED Bath Light Chromatherapy System LIG.LED	\$ 662
--	--------

LOW WATER PROTECTION (Includes 30 minute timer)

110V LOW.WAT-110	\$ 341
220V LOW.WAT-220	\$ 368

NECK MASSEUSE JET PILLOW PIL.NEC-XX	\$ 683
---------------------------------------	--------

Available in black, bone and white.

PADDED HEADREST PILLOW 41.128 (Black only)	\$ 137
--	--------

PUMPS

Custom Pump Locations 69.116-CUS.PMP	No Charge
Pump Upgrades PMP.UP (110V to 220V on 2.25 H.P. only)	\$ 289

REMOTE CONTROL REM.CON	\$ 609
--------------------------	--------

Must have system to purchase

WASTE & OVERFLOW WOV.XX	INCLUDED
---------------------------	----------

Integral W/O (Std. round) IWO.XX	\$ 341
Linear Integral W/O LWO-XXX	\$ 341
<i>Additional finishes on page 17</i>	

VERSAILLES

66”L x 36”W x 20”D
72”L x 36”W x 20”D
72”L x 42”W x 20”D
Hidden center drain cover
Available as freestanding model, see Cheyenne page 28



MODEL / PRICING

VER6636ATO	Tub Only	\$ 2,819	VER7236ATO	Tub Only	\$ 2,961	VER7242ATO	Tub Only	\$ 3,103
VER6636AWP	Whirlpool (8	\$ 5,430	VER7236AWP	Whirlpool (8)	\$ 5,618	VER7242AWP	Whirlpool (8)	\$ 5,762
VER6636ATA	Thermal Air	\$ 5,612	VER7236ATA	Thermal Air	\$ 5,944	VER7242ATA	Thermal Air	\$ 6,094
VER6636ACO	Combo System	\$ 7,479	VER7236ACO	Combo System	\$ 7,816	VER7242ACO	Combo System	\$ 7,966

COLORS *Additional lead time is required for premium colors*

ACRYLIC BATHTUB COLORS	
Standard Colors: Bone White Biscuit	Included
Premium Colors: Black Ice Grey Sandbar	\$ 431
Matte Finish:	NET \$ 483

BACK MASSEUSE SYSTEMS *Additional finishes on page 15*

System I - Manual Control (WP/CO) BAC.MA1-XXX	\$ 725
System II - Electronic Control (WP/CO) BAC.MA2-XXX	\$ 1,460
System III - Electronic Control (TA) BAC.MA3-XXX	\$ 2,310

EXPORT CRATE FRT.EXPCRT	NET \$ 137
----------------------------------	------------

EXTRA HIGH DENSITY HI.DEN	\$ 662
------------------------------------	--------

GRAB BARS (Pair) *Additional finishes on page 15*

Standard Grab Bars GRA.BAR-XXX (Group 1 - PC or PB)	\$ 441
Universal Grab Bars UGB-XXX (Group 1 - PC or PB)	\$ 473

HYDRO BLANKET | BLA.HEA-X

2 Zones	\$ 1,218
3 Zones	\$ 1,523
4 Zones	\$ 1,701

HYDRO COAT HYC.COA	\$ 305
-----------------------------	--------

HYDRO EXPRESS 69.104-HYD.EXP	NET \$ 140
---------------------------------------	------------

HYDRO FUSION

Hydro Fusion (Tub Only) 29.102	\$ 798
Hydro Fusion with Ozone (Tub Only) 29.103	\$ 1,082
Hydro Fusion (TA, Whirlpool, Combo) 29.107	\$ 1,208

HYDRO INDULGE HYD.IND	\$ 2,646
--------------------------------	----------

HYDROZONE UV COMBO SYSTEM | OZUV.XXX

Whirlpool and Combo Systems only	
110 V OZUV.110	\$ 935
220 V OZUV.220	\$ 935

INLINE HEATER *Whirlpool and Combo Systems only*

<i>No dedicated GFI required for 6 amp models.</i>	
12.50 Amps 1.5 KW - 110V 27.100	\$ 651
6.25 Amps 1.5 KW - 220V 27.101	\$ 704
6.00 Amps 0.75 KW 27.103	\$ 583

JETS *Additional finishes on page 15*

Additional Jumbo or Rotating Jet (JET.JJ-XX JET.JR-XX)	
Group 1 - PC or PB	\$ 231
Additional Standard or Swirling Jet (JET.STD-XX JET.SWI-XX)	
Group 1 - PC or PB	\$ 221
Jumbo Jet Upgrade JUP.JJ-XX	\$ 100
Rotating Jet Upgrade JUP.JR-XX	\$ 100
Swirling Jet Upgrade JUP.SWI-XX	\$ 63
Micro Therapy Jet MTJ.XXX (BIS, BLA, BON, SIL, WHI)	\$ 179
Custom Jet Locations 69.116-CUS.JET	No Charge
<i>(Must include drawing of locations)</i>	

JET PLATING *For jet plating options go to page 16*

LCD TEMP. READOUT KEYPAD LCD.UPG	\$ 510
---	--------

Upgrade only, must have a keypad controlled system to purchase.

LIGHTING LED Bath Light Chromotherapy System LIG.LED	\$ 662
---	--------

LOW WATER PROTECTION (Includes 30 minute timer)

110V LOW.WAT-110	\$ 341	220V LOW.WAT-220	\$ 368
--------------------	--------	--------------------	--------

MICRO MOUNT 69.140MCREDG	\$ 126
-----------------------------------	--------

MOLDED ARMRESTS *(may add interior detail line to bathtub)*

2 Armrests (one pair) ARM.MOL-2	\$ 137
-----------------------------------	--------

NECK MASSEUSE JET PILLOW PIL.NEC-XX	\$ 683
--	--------

Available in black, bone and white.

PADDED HEADREST PILLOW 41.128 (Black only)	\$ 137
---	--------

PUMPS **Custom Pump Locations** | 69.116-CUS.PMP

Pump Upgrades PMP.UP (110V to 220V on 2.25 H.P. only)	\$ 289
--	--------

REMOTE CONTROL REM.CON	\$ 609
---------------------------------	--------

Must have system to purchase

SKIRTS *For skirt options go to pages 16-17*

TILE FLANGES FLA.MO-X	\$ 200
--------------------------------	--------

UNDERMOUNT UNDRMT	No Charge
----------------------------	-----------

WASTE & OVERFLOW WOV.XX	INCLUDED
--------------------------------------	----------

Integral W/O (Std. round) IWO.XX	\$ 341
Linear Integral W/O LWO-XXX	\$ 341
<i>Additional finishes on page 17</i>	

VICTORIA

73”L x 48”W x 24”D



MODEL / PRICING

VIC7348ATO	Tub Only	\$ 3,764	VIC7348ATA	Thermal Air	\$ 6,661
VIC7348AWP	Whirlpool (8)	\$ 6,217	VIC7348ACO	Combo System	\$ 8,373

COLORS *Additional lead time is required for premium colors*

ACRYLIC BATHTUB COLORS	
Standard Colors: Bone White Biscuit	Included
Premium Colors: Black Ice Grey Sandbar	\$ 431
Matte Finish:	NET \$ 483

BACK MASSEUSE SYSTEMS *Additional finishes on page 15*

System I - Manual Control (WP/CO) BAC.MA1-XXX	\$ 725
System II - Electronic Control (WP/CO) BAC.MA2-XXX	\$ 1,460
System III - Electronic Control (TA) BAC.MA3-XXX	\$ 2,310

EXPORT CRATE FRT.EXPCRT	NET \$ 137
----------------------------------	------------

EXTRA HIGH DENSITY HI.DEN	\$ 662
------------------------------------	--------

GRAB BARS (Pair) *Additional finishes on page 15*

Standard Grab Bars GRA.BAR-XXX (Group 1 - PC or PB)	\$ 441
Universal Grab Bars UGB-XXX (Group 1 - PC or PB)	\$ 473

HYDRO BLANKET | BLA.HEA-X

2 Zones	\$ 1,218
3 Zones	\$ 1,523
4 Zones	\$ 1,701

HYDRO COAT HYC.COA	\$ 305
-----------------------------	--------

HYDRO EXPRESS 69.104-HYD.EXP	NET \$ 140
---------------------------------------	------------

HYDRO FUSION

Hydro Fusion (Tub Only) 29.102	\$ 798
Hydro Fusion with Ozone (Tub Only) 29.103	\$ 1,082
Hydro Fusion (TA, Whirlpool, Combo) 29.107	\$ 1,208

HYDRO INDULGE HYD.IND	\$ 2,646
--------------------------------	----------

HYDROZONE UV COMBO SYSTEM | OZUV.XXX

Whirlpool and Combo Systems only	
110 V OZUV.110	\$ 935
220 V OZUV.220	\$ 935

INLINE HEATER *Whirlpool and Combo Systems only*

<i>No dedicated GFI required for 6 amp models.</i>	
12.50 Amps 1.5 KW - 110V 27.100	\$ 651
6.25 Amps 1.5 KW - 220V 27.101	\$ 704
6.00 Amps 0.75 KW 27.103	\$ 583

JETS *Additional finishes on page 15*

Additional Jumbo or Rotating Jet (JET.JJ-XX JET.JR-XX)	
Group 1 - PC or PB	\$ 231
Additional Standard or Swirling Jet (JET.STD-XX JET.SWI-XX)	
Group 1 - PC or PB	\$ 221
Jumbo Jet Upgrade JUP.JJ-XX	\$ 100
Rotating Jet Upgrade JUP.JR-XX	\$ 100
Swirling Jet Upgrade JUP.SWI-XX	\$ 63
Micro Therapy Jet MTJ.XXX (BIS, BLA, BON, SIL, WHI)	\$ 179
Custom Jet Locations 69.116-CUS.JET	No Charge
<i>(Must include drawing of locations)</i>	

JET PLATING *For jet plating options go to page 16*

LCD TEMP. READOUT KEYPAD LCD.UPG	\$ 510
---	--------

Upgrade only, must have a keypad controlled system to purchase.

LIGHTING LED Bath Light Chromotherapy System LIG.LED	\$ 662
---	--------

LOW WATER PROTECTION (Includes 30 minute timer)

110V LOW.WAT-110	\$ 341	220V LOW.WAT-220	\$ 368
--------------------	--------	--------------------	--------

MICRO MOUNT 69.140MCREDG	\$ 126
-----------------------------------	--------

MOLDED ARMRESTS

<i>Some molded armrests add an interior detail line to the bathtub</i>	
2 Armrests (one pair) ARM.MOL-2	\$ 137

NECK MASSEUSE JET PILLOW PIL.NEC-XX	\$ 683
--	--------

Available in black, bone and white.

PADDED HEADREST PILLOW 41.128 (Black only)	\$ 137
---	--------

PUMPS **Custom Pump Locations** | 69.116-CUS.PMP

Pump Upgrades PMP.UP (110V to 220V on 2.25 H.P. only)	\$ 289
--	--------

REMOTE CONTROL REM.CON	\$ 609
---------------------------------	--------

Must have system to purchase

TILE FLANGES FLA.MO-X	\$ 200
--------------------------------	--------

UNDERMOUNT UNDRMT	No Charge
----------------------------	-----------

WASTE & OVERFLOW WOV.XX	INCLUDED
--------------------------------------	----------

Integral W/O (Std. round) IWO.XX	\$ 341
Linear Integral W/O LWO-XXX	\$ 341
<i>Additional finishes on page 17</i>	

WALK-IN

52”L x 30” W x 40” D
Gel coat model
Specify RH or LH drain

Includes an 8” extension panel
to make it fit 60”



MODEL / PRICING

WAL5230GTO	Tub Only	\$ 8,747	WAL5230GTA	Thermal Air	\$ 12,021
WAL5230GWP	Whirlpool (8)	\$ 12,021	WAL5230GCO	Combo System	\$ 13,653

COLORS *Additional lead time is required for premium colors*

GEL COAT BATHTUB COLORS
Standard Colors: Almond | Bone | White | Biscuit Included
Color matching (colors match all manufacturers’ fixture colors) \$ 440

GRAB BARS (Pair) *Additional finishes on page 15*

Group 1- PC	Standard
Additional Finishes	\$ 1,525

HYDRO COAT HYC.COA	\$ 305
-----------------------------	--------

HYDRO FUSION

Hydro Fusion (Tub Only) 29.102	\$ 798
Hydro Fusion with Ozone (Tub Only) 29.103	\$ 1,082
Hydro Fusion (TA, Whirlpool, Combo) 29.107	\$ 1,208

HYDROZONE UV COMBO SYSTEM | OZUV.XXX

Whirlpool and Combo Systems only	
110 V OZUV.110	\$ 935
220 V OZUV.220	\$ 935

INLINE HEATER *Whirlpool and Combo Systems only*

<i>No dedicated GFI required for 6 amp models.</i>	
12.50 Amps 1.5 KW - 110V 27.100	\$ 651
6.25 Amps 1.5 KW - 220V 27.101	\$ 704
6.00 Amps 0.75 KW 27.103	\$ 583



JETS *Additional finishes on page 15*

Additional Jumbo or Rotating Jet (JET.JJ-XX | JET.JR-XX)
Group 1 - PC or PB \$ 231
Additional Standard or Swirling Jet (JET.STD-XX | JET.SWI-XX)
Group 1 - PC or PB \$ 221
Jumbo Jet Upgrade | JUP.JJ-XX \$ 100
Rotating Jet Upgrade | JUP.JR-XX \$ 100
Swirling Jet Upgrade | JUP.SWI-XX \$ 63
Micro Therapy Jet | MTJ.XXX (BIS, BLA, BON, SIL, WHI) \$ 179
Custom Jet Locations | 69.116-CUS.JET No Charge
(Must include drawing of locations)

JET PLATING *For jet plating options go to page 16*

LCD TEMP. READOUT KEYPAD LCD.UPG	\$ 510
---	--------

Upgrade only, must have a keypad controlled system to purchase.

LIGHTING LED Bath Light Chromatherapy System LIG.LED	\$ 662
---	--------

REMOTE CONTROL REM.CON	\$ 609
---------------------------------	--------

Must have system to purchase

WASTE & OVERFLOW WOV.XX	INCLUDED
--------------------------------------	----------

Integral W/O (Std. round) | IWO.XX \$ 341
Linear Integral W/O | LWO-XXX \$ 341
Additional finishes on page 17

WHITNEY

62”L x 62”W x 21”D
Includes 4 clear acrylic grab bars



MODEL / PRICING

WHI6262ATO	Tub Only	\$ 3,465	WHI6262ATA	Thermal Air	\$ 6,227
WHI6262AWP	Whirlpool (6)	\$ 5,869	WHI6262ACO	Combo System	\$ 7,843

COLORS *Additional lead time is required for premium colors*

ACRYLIC BATHTUB COLORS
Standard Colors: Bone | White | Biscuit Included
Premium Colors: Black | Ice Grey | Sandbar \$ 431
Matte Finish: NET \$ 483

BACK MASSEUSE SYSTEMS *Additional finishes on page 15*

System I - Manual Control (WP/CO) BAC.MA1-XXX	\$ 725
System II - Electronic Control (WP/CO) BAC.MA2-XXX	\$ 1,460
System III - Electronic Control (TA) BAC.MA3-XXX	\$ 2,310

EXPORT CRATE FRT.EXPCRT	NET \$ 137
----------------------------------	------------

EXTRA HIGH DENSITY HI.DEN	\$ 662
------------------------------------	--------

GRAB BARS (Pair) *Additional finishes on page 15*

Standard Grab Bars GRA.BAR-XXX (Group 1 - PC or PB)	\$ 441
Universal Grab Bars UGB-XXX (Group 1 - PC or PB)	\$ 473

HYDRO BLANKET BLA.HEA-X	
----------------------------------	--

2 Zones	\$ 1,218
3 Zones	\$ 1,523
4 Zones	\$ 1,701

HYDRO COAT HYC.COA	\$ 305
-----------------------------	--------

HYDRO EXPRESS 69.104-HYD.EXP	NET \$ 140
---------------------------------------	------------

HYDRO FUSION

Hydro Fusion (Tub Only) 29.102	\$ 798
Hydro Fusion with Ozone (Tub Only) 29.103	\$ 1,082
Hydro Fusion (TA, Whirlpool, Combo) 29.107	\$ 1,208

HYDRO INDULGE HYD.IND	\$ 2,646
--------------------------------	----------

HYDROZONE UV COMBO SYSTEM | OZUV.XXX

Whirlpool and Combo Systems only	
110 V OZUV.110	\$ 935
220 V OZUV.220	\$ 935

INLINE HEATER *Whirlpool and Combo Systems only*

<i>No dedicated GFI required for 6 amp models.</i>	
12.50 Amps 1.5 KW - 110V 27.100	\$ 651
6.25 Amps 1.5 KW - 220V 27.101	\$ 704
6.00 Amps 0.75 KW 27.103	\$ 583

JETS *Additional finishes on page 15*

Additional Jumbo or Rotating Jet (JET.JJ-XX | JET.JR-XX)
Group 1 - PC or PB \$ 231
Additional Standard or Swirling Jet (JET.STD-XX | JET.SWI-XX)
Group 1 - PC or PB \$ 221
Jumbo Jet Upgrade | JUP.JJ-XX \$ 100
Rotating Jet Upgrade | JUP.JR-XX \$ 100
Swirling Jet Upgrade | JUP.SWI-XX \$ 63
Micro Therapy Jet | MTJ.XXX (BIS, BLA, BON, SIL, WHI) \$ 179
Custom Jet Locations | 69.116-CUS.JET No Charge
(Must include drawing of locations)

JET PLATING *For jet plating options go to page 16*

LCD TEMP. READOUT KEYPAD LCD.UPG	\$ 510
---	--------

Upgrade only, must have a keypad controlled system to purchase.

LIGHTING LED Bath Light Chromatherapy System LIG.LED	\$ 662
---	--------

LOW WATER PROTECTION (Includes 30 minute timer)

110V LOW.WAT-110	\$ 341
220V LOW.WAT-220	\$ 368

MICRO MOUNT 69.140MCREDG	\$ 126
-----------------------------------	--------

NECK MASSEUSE JET PILLOW PIL.NEC-XX	\$ 683
--	--------

Available in black, bone and white.

PADDED HEADREST PILLOW 41.128 (Black only)	\$ 137
---	--------

PUMPS

Custom Pump Locations | 69.116-CUS.PMP No Charge
Pump Upgrades | PMP.UP (110V to 220V on 2.25 H.P. only) \$ 289

REMOTE CONTROL REM.CON	\$ 609
---------------------------------	--------

Must have system to purchase

TILE FLANGES FLA.MO-X	\$ 200
--------------------------------	--------

WASTE & OVERFLOW WOV.XX	INCLUDED
--------------------------------------	----------

Integral W/O (Std. round) | IWO.XX \$ 341
Linear Integral W/O | LWO-XXX \$ 341
Additional finishes on page 17

YVETTE

72”L x 42”W x 21”D
Includes armrests



MODEL / PRICING

YVE7242ATO	Tub Only	\$ 3,612	YVE7242ATA	Thermal Air	\$ 5,939
YVE7242AWP	Whirlpool (8)	\$ 6,350	YVE7242ACO	Combo System	\$ 7,993

COLORS *Additional lead time is required for premium colors*

ACRYLIC BATHTUB COLORS	
Standard Colors: Bone White Biscuit	Included
Premium Colors: Black Ice Grey Sandbar	\$ 431
Matte Finish:	NET \$ 483

BACK MASSEUSE SYSTEMS *Additional finishes on page 15*

System I - Manual Control (WP/CO) BAC.MA1-XXX	\$ 725
System II - Electronic Control (WP/CO) BAC.MA2-XXX	\$ 1,460
System III - Electronic Control (TA) BAC.MA3-XXX	\$ 2,310

EXPORT CRATE FRT.EXPCRT	NET \$ 137
----------------------------------	------------

EXTRA HIGH DENSITY HI.DEN	\$ 662
------------------------------------	--------

GRAB BARS (Pair) *Additional finishes on page 15*

Standard Grab Bars GRA.BAR-XXX (Group 1 - PC or PB)	\$ 441
Universal Grab Bars UGB-XXX (Group 1 - PC or PB)	\$ 473

HYDRO BLANKET BLA.HEA-X	
2 Zones	\$ 1,218
3 Zones	\$ 1,523
4 Zones	\$ 1,701

HYDRO COAT HYC.COA	\$ 305
-----------------------------	--------

HYDRO EXPRESS 69.104-HYD.EXP	NET \$ 140
---------------------------------------	------------

HYDRO FUSION	
Hydro Fusion (Tub Only) 29.102	\$ 798
Hydro Fusion with Ozone (Tub Only) 29.103	\$ 1,082
Hydro Fusion (TA, Whirlpool, Combo) 29.107	\$ 1,208

HYDRO INDULGE HYD.IND	\$ 2,646
--------------------------------	----------

HYDROZONE UV COMBO SYSTEM | OZUV.XXX

Whirlpool and Combo Systems only	
110 V OZUV.110	\$ 935
220 V OZUV.220	\$ 935

INLINE HEATER *Whirlpool and Combo Systems only*

<i>No dedicated GFI required for 6 amp models.</i>	
12.50 Amps 1.5 KW - 110V 27.100	\$ 651
6.25 Amps 1.5 KW - 220V 27.101	\$ 704
6.00 Amps 0.75 KW 27.103	\$ 583

JETS *Additional finishes on page 15*

Additional Jumbo or Rotating Jet (JET.JJ-XX JET.JR-XX)	
Group 1 - PC or PB	\$ 231
Additional Standard or Swirling Jet (JET.STD-XX JET.SWI-XX)	
Group 1 - PC or PB	\$ 221
Jumbo Jet Upgrade JUP.JJ-XX	\$ 100
Rotating Jet Upgrade JUP.JR-XX	\$ 100
Swirling Jet Upgrade JUP.SWI-XX	\$ 63
Micro Therapy Jet MTJ.XXX (BIS, BLA, BON, SIL, WHI)	\$ 179
Custom Jet Locations 69.116-CUS.JET	No Charge
<i>(Must include drawing of locations)</i>	

JET PLATING *For jet plating options go to page 16*

LCD TEMP. READOUT KEYPAD LCD.UPG	\$ 510
---	--------

Upgrade only, must have a keypad controlled system to purchase.

LIGHTING LED Bath Light Chromatherapy System LIG.LED	\$ 662
---	--------

LOW WATER PROTECTION (Includes 30 minute timer)	
110V LOW.WAT-110	\$ 341
220V LOW.WAT-220	\$ 368

NECK MASSEUSE JET PILLOW PIL.NEC-XX	\$ 683
--	--------

Available in black, bone and white.

PADDED HEADREST PILLOW 41.128 (Black only)	\$ 137
---	--------

PUMPS	
Custom Pump Locations 69.116-CUS.PMP	No Charge
Pump Upgrades PMP.UP (110V to 220V on 2.25 H.P. only)	\$ 289

REMOTE CONTROL REM.CON	\$ 609
---------------------------------	--------

Must have system to purchase

WASTE & OVERFLOW WOV.XX	INCLUDED
Integral W/O (Std. round) IWO.XX	\$ 341
Linear Integral W/O LWO-XXX	\$ 341
<i>Additional finishes on page 17</i>	



METRO COLLECTION

STANDARD FEATURES

- HYDROLUXE SS™:** All Metro Collection bathtubs are produced with Hydroluxe SS™. Our relentless pursuit of perfection has led us to hone and test our processes to proudly introduce HydroLuxe SS™, the evolution of Solid Surface bathtubs. Representing the latest in eco-friendly technology, this range of seamless, solid-surface bathtubs is constructed from a blend of ground natural minerals and the best in man-made composites. The prolite system we add is uniquely packed with particles, making it a standout in the marketplace when it comes to efficiency and bonding strength. This hybrid material undergoes the transformation from liquid to solid, resulting in a bathtub that is 100% solid surface all the way through, with zero hollow or unfilled areas. The perfectly developed HydroLuxe SS™ blend brings even more durability to the Hydro Systems standard.
- LINEAR INTEGRAL WASTE & OVERFLOW:** Included with all models (except Auburn). It comes color matched to tub unless specified otherwise in purchase order. Thermal Air blowers must be installed remotely.
- REMOTE CONTROL:** Included with all Thermal Air tubs. Enables turning the Thermal Air system on and off without getting out of the tub. It is waterproof, and it floats.
- SILENT AIR INDUCTION**
- THERMAL AIR SYSTEM:** Thermal Air bathtubs are an air injector system, equipped with a 1 H.P. variable speed 600 watt blower, a smart purge system and ozone purification. Blower must be remotely located.
- HYDROZONE:** Included with all Thermal Air systems.

OPTIONS & ACCESSORIES

COLORS <i>Additional lead time is required for premium colors</i>	
HYDROLUXE SS™ BATHTUB COLORS	
Standard Colors: Almond White Biscuit	Included
Premium Colors: Black Blue Carbon Gray Espresso Lime Green Olive Pink Red Royal Blue Sky Blue Violet Yellow	\$ 2,037
Dual Color Option:	NET \$ 2,037
FINISH	
Matte Finish METRO.MAT	NO CHARGE UPGRADE
Polished Finish METRO.POL	NO CHARGE UPGRADE
Matte Gloss Combination METRO.TWOTONE	\$ 331
(Please specify finish on all orders)	
SURFACES (outside only)	
Faux Metallic: Galvanized [GAL] Weathered Nickel [WN]	\$ 3,308
Metallic: Polished Nickel [PN]	\$ 16,538
MODEL/METAL/COLOR (XXX.XXX.XXX)	
EXPORT CRATE FRT.EXPCRT	NET \$ 420
FOUNDATION METRO.FOUNDATION	\$ 399
<i>(Bellevue model only)</i>	
FREIGHT (to distributor)	
Jobsite Delivery	NET \$ 100
Lift Gate	NET \$ 75

HYDRO COAT HYC.COA	\$ 305
HYDRO EXPRESS 69.104-HYD.EXP	NET \$ 250
HYDROZONE	INCLUDED ON THERMAL AIR
ISLAND TUB DRAIN ITD.XXX	
ABS, PVC ITD.ABS ITD.PVC	\$ 341
Cast Iron ITD.CST	\$ 415
LCD TEMP. READOUT KEYPAD LCD.UPG	\$ 510
<i>Upgrade only, must have a keypad controlled system to purchase.</i>	
RECIRCULATION SYSTEM RES.AUB	\$1,155
<i>(Auburn model only)</i>	
WARRANTY	10 YEARS
WASTE & OVERFLOW	
Linear Integral W/O LWO-XXX	INCLUDED
WHI, BIS, PC, PB, PN, BC, BB, BN, SC, SB, SN, ORB, PE, MB	
Gold Finish Upgrade (PG, BG)	\$ 462

ALAMO

58”L x 31”W x 21”D - center drain
66”L x 34”W x 21”D - center drain
70”L x 34”W x 21”D - center drain
Linear Integral W/O Included (specify finish)

Includes lumbar support
Remote blower required for Thermal Air system



MODEL / PRICING

ALA5831HTO	Tub Only	\$ 5,864	ALA6634HTO	Tub Only	\$ 6,046	ALA7034HTO	Tub Only	\$ 6,195
ALA5831HTA	Thermal Air	\$ 10,465	ALA6634HTA	Thermal Air	\$ 10,498	ALA7034HTA	Thermal Air	\$ 10,524

COLORS <i>Additional lead time is required for premium colors</i>	
HYDROLUXE SS™ BATHTUB COLORS	
Standard Colors: Almond White Biscuit	Included
Premium Colors: Black Blue Carbon Gray Espresso Lime Green Olive Pink Red Royal Blue Sky Blue Violet Yellow	\$ 2,037
Dual Color Option:	\$ 2,037
FINISH	
Matte Finish METRO.MAT	NO CHARGE UPGRADE
Polished Finish METRO.POL	NO CHARGE UPGRADE
Matte Gloss Combination METRO.TWOTONE	\$ 331
(Please specify finish on all orders)	
SURFACES (outside only)	
Faux Metallic: Galvanized [GAL] Weathered Nickel [WN]	\$ 3,308
Metallic: Polished Nickel [PN]	\$ 16,538
MODEL/METAL/COLOR (XXX.XXX.XXX)	

FREIGHT (to distributor)	NET \$ 200
HYDROZONE	INCLUDED ON THERMAL AIR
ISLAND TUB DRAIN ITD.XXX	
ABS, PVC ITD.ABS ITD.PVC	\$ 341
Cast Iron ITD.CST	\$ 415
WASTE & OVERFLOW	
Linear Integral W/O LWO-XXX	INCLUDED
WHI, BIS, PC, PB, PN, BC, BB, BN, SC, SB, SN, ORB, PE, MB	
Gold Finish Upgrade (PG, BG)	\$ 462

ANAHA

64”L x 36”W x 24”D - end drain
Linear Integral W/O Included (please specify finish)
Includes lumbar support
Remote blower required for Thermal Air system



MODEL / PRICING

ANA6436HTO	Tub Only	\$ 7,410	ANA6436HTA	Thermal Air	\$ 10,423
------------	----------	----------	------------	-------------	-----------

COLORS <i>Additional lead time is required for premium colors</i>	
HYDROLUXE SS™ BATHTUB COLORS	
Standard Colors: Almond White Biscuit	Included
Premium Colors: Black Blue Carbon Gray Espresso Lime Green Olive Pink Red Royal Blue Sky Blue Violet Yellow	\$ 2,037
Dual Color Option:	\$ 2,037
FINISH	
Matte Finish METRO.MAT	NO CHARGE UPGRADE
Polished Finish METRO.POL	NO CHARGE UPGRADE
Matte Gloss Combination METRO.TWOTONE	\$ 331
(Please specify finish on all orders)	
SURFACES (outside only)	
Faux Metallic: Galvanized [GAL] Weathered Nickel [WN]	\$ 3,308
Metallic: Polished Nickel [PN]	\$ 16,538
MODEL/METAL/COLOR (XXX.XXX.XXX)	

FREIGHT (to distributor)	NET \$ 200
HYDROZONE	INCLUDED ON THERMAL AIR
ISLAND TUB DRAIN ITD.XXX	
ABS, PVC ITD.ABS ITD.PVC	\$ 341
Cast Iron ITD.CST	\$ 415
WASTE & OVERFLOW	
Linear Integral W/O LWO-XXX	INCLUDED
WHI, BIS, PC, PB, PN, BC, BB, BN, SC, SB, SN, ORB, PE, MB	
Gold Finish Upgrade (PG, BG)	\$ 462

AUBURN

80”L x 43”W x 20”D - center drain
80”L x 66”W x 20”D - center drain
No overflow Included
Available as a drop-in only
Remote blower required for Thermal Air system



MODEL / PRICING

ABN8043HTO	Tub Only	\$ 7,223	ABN8066HTO	Tub Only	\$ 9,047
ABN8043HTA	Thermal Air	\$ 11,289	ABN8066HTA	Thermal Air	\$ 13,183

COLORS *Additional lead time is required for premium colors*

HYDROLUXE SS™ BATHTUB COLORS

Standard Colors: Almond | White | Biscuit
Premium Colors:

Included
\$ 2,037

Black | Blue | Carbon | Gray | Espresso | Lime Green
Olive | Pink | Red | Royal Blue | Sky Blue | Violet | Yellow

Dual Color Option: \$ 2,037

FINISH

Matte Finish | METRO.MAT
Polished Finish | METRO.POL
Matte Gloss Combination | METRO.TWOTONE

NO CHARGE UPGRADE
NO CHARGE UPGRADE
\$ 331

(Please specify finish on all orders)

EXPORT CRATE | FRT.EXPCRT
NET \$ 420

HYDROZONE INCLUDED ON THERMAL AIR

RECIRCULATION SYSTEM | RES.AUB
\$1,155

(Auburn model only)

BISCAYNE

64”L x 31”W x 24-25”D - center drain
Linear Integral W/O Included (please specify finish)
Includes lumbar support
Remote blower required for Thermal Air system



MODEL / PRICING

BIS6431HTO	Tub Only	\$ 5,864	BIS6431HTA	Thermal Air	\$ 10,465
------------	----------	----------	------------	-------------	-----------

COLORS *Additional lead time is required for premium colors*

HYDROLUXE SS™ BATHTUB COLORS

Standard Colors: Almond | White | Biscuit
Premium Colors:

Included
\$ 2,037

Black | Blue | Carbon | Gray | Espresso | Lime Green
Olive | Pink | Red | Royal Blue | Sky Blue | Violet | Yellow

Dual Color Option: \$ 2,037

FINISH

Matte Finish | METRO.MAT
Polished Finish | METRO.POL
Matte Gloss Combination | METRO.TWOTONE

NO CHARGE UPGRADE
NO CHARGE UPGRADE
\$ 331

(Please specify finish on all orders)

SURFACES (outside only)

Faux Metallic: Galvanized [GAL] | Weathered Nickel [WN]
Metallic: Polished Nickel [PN]
MODEL/METAL/COLOR (XXX.XXX.XXX)

\$ 3,308
\$ 16,538

FREIGHT (to distributor)
NET \$ 200

HYDROZONE INCLUDED ON THERMAL AIR

ISLAND TUB DRAIN | ITD.XXX

ABS, PVC | ITD.ABS | ITD.PVC
Cast Iron | ITD.CST

\$ 341
\$ 415

WASTE & OVERFLOW

Linear Integral W/O | LWO-XXX
WHI, BIS, PC, PB, PN, BC, BB, BN, SC, SB, SN, ORB, PE, MB
Gold Finish Upgrade (PG, BG)

INCLUDED
\$ 462

BELLEVUE

60”L x 32”W x 24”D - center drain
Linear Integral W/O Included (please specify finish)
Remote blower required for Thermal Air system



MODEL / PRICING

BEL6032HTO	Tub Only	\$ 5,864	BEL6032HTA	Thermal Air	\$ 10,465
------------	----------	----------	------------	-------------	-----------

COLORS *Additional lead time is required for premium colors*

HYDROLUXE SS™ BATHTUB COLORS

Standard Colors: Almond | White | Biscuit
Premium Colors:

Included
\$ 2,037

Black | Blue | Carbon | Gray | Espresso | Lime Green
Olive | Pink | Red | Royal Blue | Sky Blue | Violet | Yellow

Dual Color Option: \$ 2,037

FINISH

Matte Finish | METRO.MAT
Polished Finish | METRO.POL
Matte Gloss Combination | METRO.TWOTONE

NO CHARGE UPGRADE
NO CHARGE UPGRADE
\$ 331

(Please specify finish on all orders)

SURFACES (outside only)

Faux Metallic: Galvanized [GAL] | Weathered Nickel [WN]
Metallic: Polished Nickel [PN]
MODEL/METAL/COLOR (XXX.XXX.XXX)

\$ 3,308
\$ 16,538

FOUNDATION | METRO.FOUNDATION
\$ 399

FREIGHT (to distributor)
NET \$ 200

HYDROZONE INCLUDED ON THERMAL AIR

ISLAND TUB DRAIN | ITD.XXX

ABS, PVC | ITD.ABS | ITD.PVC
Cast Iron | ITD.CST

\$ 341
\$ 415

WASTE & OVERFLOW

Linear Integral W/O | LWO-XXX
WHI, BIS, PC, PB, PN, BC, BB, BN, SC, SB, SN, ORB, PE, MB
Gold Finish Upgrade (PG, BG)

INCLUDED
\$ 462

CHATEAU

66”L x 32”W x 24”D - side center drain
Linear Integral W/O Included (please specify finish)
Includes lumbar support
Built in Faucet Deck
Remote blower required for Thermal Air system



MODEL / PRICING

CHT6632HTO	Tub Only	\$ 6,778	CHT6632HTA	Thermal Air	\$ 11,289
------------	----------	----------	------------	-------------	-----------

COLORS *Additional lead time is required for premium colors*

HYDROLUXE SS™ BATHTUB COLORS

Standard Colors: Almond | White | Biscuit
Premium Colors:

Included
\$ 2,037

Black | Blue | Carbon | Gray | Espresso | Lime Green
Olive | Pink | Red | Royal Blue | Sky Blue | Violet | Yellow

Dual Color Option: \$ 2,037

FINISH

Matte Finish | METRO.MAT
Polished Finish | METRO.POL
Matte Gloss Combination | METRO.TWOTONE

NO CHARGE UPGRADE
NO CHARGE UPGRADE
\$ 331

(Please specify finish on all orders)

SURFACES (outside only)

Faux Metallic: Galvanized [GAL] | Weathered Nickel [WN]
Metallic: Polished Nickel [PN]
MODEL/METAL/COLOR (XXX.XXX.XXX)

\$ 3,308
\$ 16,538

FREIGHT (to distributor)
NET \$ 200

HYDROZONE INCLUDED ON THERMAL AIR

ISLAND TUB DRAIN | ITD.XXX

ABS, PVC | ITD.ABS | ITD.PVC
Cast Iron | ITD.CST

\$ 341
\$ 415

WASTE & OVERFLOW

Linear Integral W/O | LWO-XXX
WHI, BIS, PC, PB, PN, BC, BB, BN, SC, SB, SN, ORB, PE, MB
Gold Finish Upgrade (PG, BG)

INCLUDED
\$ 462

DENALI

68”L x 36”W x 22-27”D - center drain
Linear Integral W/O Included (please specify finish)
Includes lumbar support
Remote blower required for Thermal Air system



MODEL / PRICING

DEN6836HTO	Tub Only	\$ 6,778	DEN6836HTA	Thermal Air	\$ 11,289
------------	----------	----------	------------	-------------	-----------

COLORS *Additional lead time is required for premium colors*

HYDROLUXE SS™ BATHTUB COLORS

Standard Colors: Almond | White | Biscuit
Premium Colors: Black | Blue | Carbon | Gray | Espresso | Lime Green | Olive | Pink | Red | Royal Blue | Sky Blue | Violet | Yellow

Dual Color Option:

FINISH

Matte Finish | METRO.MAT
Polished Finish | METRO.POL
Matte Gloss Combination | METRO.TWOTONE

(Please specify finish on all orders)

SURFACES (outside only)

Faux Metallic: Galvanized [GAL] | Weathered Nickel [WN]
Metallic: Polished Nickel [PN]

MODEL/METAL/COLOR (XXX.XXX.XXX)

Included \$ 2,037 \$ 2,037

\$ 331

HYDROZONE INCLUDED ON THERMAL AIR

ISLAND TUB DRAIN | ITD.XXX

ABS, PVC | ITD.ABS | ITD.PVC
Cast Iron | ITD.CST

WASTE & OVERFLOW

Linear Integral W/O | LWO-XXX
WHI, BIS, PC, PB, PN, BC, BB, BN, SC, SB, SN, ORB, PE, MB
Gold Finish Upgrade (PG, BG)

INCLUDED \$ 341 \$ 415 \$ 462

GEORGETOWN

70”L x 35”W x 22-25”D - center drain
Linear Integral W/O Included (please specify finish)
Includes lumbar support
Remote blower required for Thermal Air system



MODEL / PRICING

GEO7035HTO	Tub Only	\$ 7,479	GEO7035HTA	Thermal Air	\$ 12,252
------------	----------	----------	------------	-------------	-----------

COLORS *Additional lead time is required for premium colors*

HYDROLUXE SS™ BATHTUB COLORS

Standard Colors: Almond | White | Biscuit
Premium Colors: Black | Blue | Carbon | Gray | Espresso | Lime Green | Olive | Pink | Red | Royal Blue | Sky Blue | Violet | Yellow

Dual Color Option:

FINISH

Matte Finish | METRO.MAT
Polished Finish | METRO.POL
Matte Gloss Combination | METRO.TWOTONE

(Please specify finish on all orders)

SURFACES (outside only)

Faux Metallic: Galvanized [GAL] | Weathered Nickel [WN]
Metallic: Polished Nickel [PN]

MODEL/METAL/COLOR (XXX.XXX.XXX)

Included \$ 2,037 \$ 2,037

\$ 331

HYDROZONE INCLUDED ON THERMAL AIR

ISLAND TUB DRAIN | ITD.XXX

ABS, PVC | ITD.ABS | ITD.PVC
Cast Iron | ITD.CST

WASTE & OVERFLOW

Linear Integral W/O | LWO-XXX
WHI, BIS, PC, PB, PN, BC, BB, BN, SC, SB, SN, ORB, PE, MB
Gold Finish Upgrade (PG, BG)

INCLUDED \$ 341 \$ 415 \$ 462

GATEWAY

70”L x 32”W x 18”D - end drain
Linear Integral W/O Included (please specify finish)
Includes lumbar support
Remote blower required for Thermal Air system



MODEL / PRICING

GAT7032HTO	Tub Only	\$6,409	GAT7032HTA	Thermal Air	\$ 10,588
------------	----------	---------	------------	-------------	-----------

COLORS *Additional lead time is required for premium colors*

HYDROLUXE SS™ BATHTUB COLORS

Standard Colors: Almond | White | Biscuit
Premium Colors: Black | Blue | Carbon | Gray | Espresso | Lime Green | Olive | Pink | Red | Royal Blue | Sky Blue | Violet | Yellow

Dual Color Option:

FINISH

Matte Finish | METRO.MAT
Polished Finish | METRO.POL
Matte Gloss Combination | METRO.TWOTONE

(Please specify finish on all orders)

SURFACES (outside only)

Faux Metallic: Galvanized [GAL] | Weathered Nickel [WN]
Metallic: Polished Nickel [PN]

MODEL/METAL/COLOR (XXX.XXX.XXX)

Included \$ 2,037 \$ 2,037

\$ 331

HYDROZONE INCLUDED ON THERMAL AIR

ISLAND TUB DRAIN | ITD.XXX

ABS, PVC | ITD.ABS | ITD.PVC
Cast Iron | ITD.CST

WASTE & OVERFLOW

Linear Integral W/O | LWO-XXX
WHI, BIS, PC, PB, PN, BC, BB, BN, SC, SB, SN, ORB, PE, MB
Gold Finish Upgrade (PG, BG)

INCLUDED \$ 341 \$ 415 \$ 462

GUTHRIE

58”L x 36”W x 24”D - center drain
Linear Integral W/O Included (please specify finish)
Includes lumbar support
Built in faucet shelf
Remote blower required for Thermal Air system



MODEL / PRICING

GUT5836HTO	Tub Only	\$ 6,409	GUT5836HTA	Thermal Air	\$ 11,086
------------	----------	----------	------------	-------------	-----------

COLORS *Additional lead time is required for premium colors*

HYDROLUXE SS™ BATHTUB COLORS

Standard Colors: Almond | White | Biscuit
Premium Colors: Black | Blue | Carbon | Gray | Espresso | Lime Green | Olive | Pink | Red | Royal Blue | Sky Blue | Violet | Yellow

Dual Color Option:

FINISH

Matte Finish | METRO.MAT
Polished Finish | METRO.POL
Matte Gloss Combination | METRO.TWOTONE

(Please specify finish on all orders)

SURFACES (outside only)

Faux Metallic: Galvanized [GAL] | Weathered Nickel [WN]
Metallic: Polished Nickel [PN]

MODEL/METAL/COLOR (XXX.XXX.XXX)

Included \$ 2,037 \$ 2,037

\$ 331

HYDROZONE INCLUDED ON THERMAL AIR

ISLAND TUB DRAIN | ITD.XXX

ABS, PVC | ITD.ABS | ITD.PVC
Cast Iron | ITD.CST

WASTE & OVERFLOW

Linear Integral W/O | LWO-XXX
WHI, BIS, PC, PB, PN, BC, BB, BN, SC, SB, SN, ORB, PE, MB
Gold Finish Upgrade (PG, BG)

INCLUDED \$ 341 \$ 415 \$ 462

HYDE

68”L x 34”W x 24”D - center drain
Linear Integral W/O Included (please specify finish)
Remote blower required for Thermal Air system



MODEL / PRICING

HYD6834HTO	Tub Only	\$ 6,409	HYD6834HTA	Thermal Air	\$ 11,086
------------	----------	----------	------------	-------------	-----------

COLORS *Additional lead time is required for premium colors*

HYDROLUXE SS™ BATHTUB COLORS

Standard Colors: Almond | White | Biscuit
Premium Colors: Black | Blue | Carbon | Gray | Espresso | Lime Green
Olive | Pink | Red | Royal Blue | Sky Blue | Violet | Yellow

Dual Color Option:

FINISH

Matte Finish | METRO.MAT
Polished Finish | METRO.POL
Matte Gloss Combination | METRO.TWOTONE

(Please specify finish on all orders)

SURFACES (outside only)

Faux Metallic: Galvanized [GAL] | Weathered Nickel [WN]
Metallic: Polished Nickel [PN]

MODEL/METAL/COLOR (XXX.XXX.XXX)

Included \$ 2,037 \$ 331 \$ 16,538

HYDROZONE

INCLUDED ON THERMAL AIR

ISLAND TUB DRAIN | ITD.XXX

ABS, PVC | ITD.ABS | ITD.PVC
Cast Iron | ITD.CST

WASTE & OVERFLOW

Linear Integral W/O | LWO-XXX

WHI, BIS, PC, PB, PN, BC, BB, BN, SC, SB, SN, ORB, PE, MB
Gold Finish Upgrade (PG, BG)

Included \$ 341 \$ 415 \$ 462

LOGAN

72”L x 38”W x 23”D - center drain
Linear Integral W/O Included (please specify finish)
Includes lumbar support
Remote blower required for Thermal Air system



MODEL / PRICING

LOG7238HTO	Tub Only	\$ 6,409	LOG7238HTA	Thermal Air	\$ 11,086
------------	----------	----------	------------	-------------	-----------

COLORS *Additional lead time is required for premium colors*

HYDROLUXE SS™ BATHTUB COLORS

Standard Colors: Almond | White | Biscuit
Premium Colors: Black | Blue | Carbon | Gray | Espresso | Lime Green
Olive | Pink | Red | Royal Blue | Sky Blue | Violet | Yellow

Dual Color Option:

FINISH

Matte Finish | METRO.MAT
Polished Finish | METRO.POL
Matte Gloss Combination | METRO.TWOTONE

(Please specify finish on all orders)

SURFACES (outside only)

Faux Metallic: Galvanized [GAL] | Weathered Nickel [WN]
Metallic: Polished Nickel [PN]

MODEL/METAL/COLOR (XXX.XXX.XXX)

Included \$ 2,037 \$ 331 \$ 16,538

HYDROZONE

INCLUDED ON THERMAL AIR

ISLAND TUB DRAIN | ITD.XXX

ABS, PVC | ITD.ABS | ITD.PVC
Cast Iron | ITD.CST

WASTE & OVERFLOW

Linear Integral W/O | LWO-XXX

WHI, BIS, PC, PB, PN, BC, BB, BN, SC, SB, SN, ORB, PE, MB
Gold Finish Upgrade (PG, BG)

Included \$ 341 \$ 415 \$ 462

LIBERTY

63”L x 32”W x 24”D - center drain
Linear Integral W/O Included (please specify finish)
Includes lumbar support
Remote blower required for Thermal Air system



MODEL / PRICING

LIB6332HTO	Tub Only	\$ 6,393	LIB6332HTA	Thermal Air	\$ 11,006
------------	----------	----------	------------	-------------	-----------

COLORS *Additional lead time is required for premium colors*

HYDROLUXE SS™ BATHTUB COLORS

Standard Colors: Almond | White | Biscuit
Premium Colors: Black | Blue | Carbon | Gray | Espresso | Lime Green
Olive | Pink | Red | Royal Blue | Sky Blue | Violet | Yellow

Dual Color Option:

FINISH

Matte Finish | METRO.MAT
Polished Finish | METRO.POL
Matte Gloss Combination | METRO.TWOTONE

(Please specify finish on all orders)

SURFACES (outside only)

Faux Metallic: Galvanized [GAL] | Weathered Nickel [WN]
Metallic: Polished Nickel [PN]

MODEL/METAL/COLOR (XXX.XXX.XXX)

Included \$ 2,037 \$ 331 \$ 16,538

HYDROZONE

INCLUDED ON THERMAL AIR

ISLAND TUB DRAIN | ITD.XXX

ABS, PVC | ITD.ABS | ITD.PVC
Cast Iron | ITD.CST

WASTE & OVERFLOW

Linear Integral W/O | LWO-XXX

WHI, BIS, PC, PB, PN, BC, BB, BN, SC, SB, SN, ORB, PE, MB
Gold Finish Upgrade (PG, BG)

Included \$ 341 \$ 415 \$ 462

MANHATTAN

64”L x 36”W x 24”D - center drain
Linear Integral W/O Included (please specify finish)
Remote blower required for Thermal Air system



MODEL / PRICING

MAN6436HTO	Tub Only	\$ 12,417	MAN6436HTA	Thermal Air	\$ 16,554
------------	----------	-----------	------------	-------------	-----------

COLORS *Additional lead time is required for premium colors*

HYDROLUXE SS™ BATHTUB COLORS

Standard Colors: Almond | White | Biscuit
Premium Colors: Black | Blue | Carbon | Gray | Espresso | Lime Green
Olive | Pink | Red | Royal Blue | Sky Blue | Violet | Yellow

Dual Color Option:

FINISH

Matte Finish | METRO.MAT
Polished Finish | METRO.POL
Matte Gloss Combination | METRO.TWOTONE

(Please specify finish on all orders)

SURFACES (outside only)

Faux Metallic: Galvanized [GAL] | Weathered Nickel [WN]
Metallic: Polished Nickel [PN]

MODEL/METAL/COLOR (XXX.XXX.XXX)

Included \$ 2,037 \$ 331 \$ 16,538

HYDROZONE

INCLUDED ON THERMAL AIR

ISLAND TUB DRAIN | ITD.XXX

ABS, PVC | ITD.ABS | ITD.PVC
Cast Iron | ITD.CST

WASTE & OVERFLOW

Linear Integral W/O | LWO-XXX

WHI, BIS, PC, PB, PN, BC, BB, BN, SC, SB, SN, ORB, PE, MB
Gold Finish Upgrade (PG, BG)

Included \$ 341 \$ 415 \$ 462

MARQUIS

59”L x 32”W x 20-23”D
65”L x 32”W x 20-23”D
68”L x 34”W x 20-23”D
Linear Integral W/O Included (please specify finish)
Includes lumbar support. Remote blower required for Thermal Air system.



MODEL / PRICING

MRQ5932HTO	Tub Only	\$ 5,690	MRQ6532HTO	Tub Only	\$ 5,864	MRQ6834HTO	Tub Only	\$ 6,155
MRQ5932HTA	Thermal Air	\$ 10,170	MRQ6532HTA	Thermal Air	\$ 10,465	MRQ6834HTA	Thermal Air	\$ 10,958

COLORS <i>Additional lead time is required for premium colors</i>	
HYDROLUXE SS™ BATHTUB COLORS	
Standard Colors: Almond White Biscuit	Included
Premium Colors: Black Blue Carbon Gray Espresso Lime Green Olive Pink Red Royal Blue Sky Blue Violet Yellow	\$ 2,037
Dual Color Option:	\$ 2,037
FINISH	
Matte Finish METRO.MAT	NO CHARGE UPGRADE
Polished Finish METRO.POL	NO CHARGE UPGRADE
Matte Gloss Combination METRO.TWOTONE	\$ 331
(Please specify finish on all orders)	
SURFACES (outside only)	
Faux Metallic: Galvanized [GAL] Weathered Nickel [WN]	\$ 3,308
Metallic: Polished Nickel [PN]	\$ 16,538
MODEL/METAL/COLOR (XXX.XXX.XXX)	

HYDROZONE	INCLUDED ON THERMAL AIR
ISLAND TUB DRAIN ITD.XXX	
ABS, PVC ITD.ABS ITD.PVC	\$ 341
Cast Iron ITD.CST	\$ 415
WASTE & OVERFLOW	
Linear Integral W/O LWO-XXX	INCLUDED
WHI, BIS, PC, PB, PN, BC, BB, BN, SC, SB, SN, ORB, PE, MB	
Gold Finish Upgrade (PG, BG)	\$ 462

MIZU

52”diameter x 27” depth - side-center drain
Linear Integral W/O Included (color matched to tub)



MODEL / PRICING

MIZ5227HTO	Tub Only	\$ 7,736	MIZ5227HTA	Thermal Air	\$ 11,584
------------	----------	----------	------------	-------------	-----------

COLORS <i>Additional lead time is required for premium colors</i>	
HYDROLUXE SS™ BATHTUB COLORS	
Standard Colors: Almond White Biscuit	Included
Premium Colors: Black Blue Carbon Gray Espresso Lime Green Olive Pink Red Royal Blue Sky Blue Violet Yellow	\$ 2,037
Dual Color Option:	\$ 2,037
FINISH	
Matte Finish METRO.MAT	NO CHARGE UPGRADE
Polished Finish METRO.POL	NO CHARGE UPGRADE
Matte Gloss Combination METRO.TWOTONE	\$ 331
(Please specify finish on all orders)	
SURFACES (outside only)	
Faux Metallic: Galvanized [GAL] Weathered Nickel [WN]	\$ 3,308
Metallic: Polished Nickel [PN]	\$ 16,538
MODEL/METAL/COLOR (XXX.XXX.XXX)	

ISLAND TUB DRAIN ITD.XXX	
ABS, PVC ITD.ABS ITD.PVC	\$ 341
Cast Iron ITD.CST	\$ 415
WASTE & OVERFLOW	
Linear Integral W/O LWO-XXX	INCLUDED
Color Match to Tub Only	

MILLENNIUM

63”L x 33”W x 22”D - center drain
Linear Integral W/O Included (*please specify finish/color of W/O & tub band*).
Tub can be produced without any band.
Speak with Hydro Systems if you are interested in ordering without any band.
Remote blower required for Thermal Air system.



MODEL / PRICING

MIL6333HTO	Tub Only	\$ 8,555	MIL6333HTA	Thermal Air	\$ 12,975
------------	----------	----------	------------	-------------	-----------

COLORS <i>Additional lead time is required for premium colors</i>	
HYDROLUXE SS™ BATHTUB COLORS	
Standard Colors: Almond White Biscuit	Included
Premium Colors: Black Blue Carbon Gray Espresso Lime Green Olive Pink Red Royal Blue Sky Blue Violet Yellow	\$ 2,037
Dual Color Option:	\$ 2,037
FINISH	
Matte Finish METRO.MAT	NO CHARGE UPGRADE
Polished Finish METRO.POL	NO CHARGE UPGRADE
Matte Gloss Combination METRO.TWOTONE	\$ 331
(Please specify finish on all orders)	
SURFACES (outside only)	
Faux Metallic: Galvanized [GAL] Weathered Nickel [WN]	\$ 3,308
Metallic: Polished Nickel [PN]	\$ 16,538
MODEL/METAL/COLOR (XXX.XXX.XXX)	

TUB BAND COLORS	
Standard Colors BND.STD.XXX	INCLUDED
Premium Colors BND.PR1.XXX (Group 1)	\$ 880
Premium Colors/Finishes BND.PR1.XXX (Group 2)	\$ 1,325
<i>(Please specify color/finish or it will be same as tub)</i>	
HYDROZONE	INCLUDED ON THERMAL AIR
ISLAND TUB DRAIN ITD.XXX	
ABS, PVC ITD.ABS ITD.PVC	\$ 341
Cast Iron ITD.CST	\$ 415
WASTE & OVERFLOW	
Linear Integral W/O LWO-XXX	INCLUDED
WHI, BIS, PC, PB, PN, BC, BB, BN, SC, SB, SN, ORB, PE, MB	
<i>(Can match overflow to tub and/or band bolor)</i>	
Gold Finish Upgrade (PG, BG)	\$ 462

NEWBURY

62”L x 28”W x 24”D - center drain
66”L x 31”W x 24”D - center drain
Linear Integral W/O Included (please specify finish)
Remote blower required for Thermal Air system



MODEL / PRICING


NEW6228HTO	Tub Only	\$ 5,864	NEW6631HTO	Tub Only	\$ 5,864
NEW6228HTA	Thermal Air	\$ 10,465	NEW6631HTA	Thermal Air	\$ 10,465

COLORS <i>Additional lead time is required for premium colors</i>	
HYDROLUXE SS™ BATHTUB COLORS	
Standard Colors: Almond White Biscuit	Included
Premium Colors: Black Blue Carbon Gray Espresso Lime Green Olive Pink Red Royal Blue Sky Blue Violet Yellow	\$ 2,037
Dual Color Option:	\$ 2,037
FINISH	
Matte Finish METRO.MAT	NO CHARGE UPGRADE
Polished Finish METRO.POL	NO CHARGE UPGRADE
Matte Gloss Combination METRO.TWOTONE	\$ 331
(Please specify finish on all orders)	
SURFACES (outside only)	
Faux Metallic: Galvanized [GAL] Weathered Nickel [WN]	\$ 3,308
Metallic: Polished Nickel [PN]	\$ 16,538
MODEL/METAL/COLOR (XXX.XXX.XXX)	

HYDROZONE	INCLUDED ON THERMAL AIR
ISLAND TUB DRAIN ITD.XXX	
ABS, PVC ITD.ABS ITD.PVC	\$ 341
Cast Iron ITD.CST	\$ 415
WASTE & OVERFLOW	
Linear Integral W/O LWO-XXX	INCLUDED
WHI, BIS, PC, PB, PN, BC, BB, BN, SC, SB, SN, ORB, PE, MB	
Gold Finish Upgrade (PG, BG)	\$ 462

PACIFIC

63”L x 33”W x 22”D - end drain
Linear Integral W/O Included (please specify finish)



MODEL / PRICING

PAC6333HTO	Tub Only	\$ 9,753
------------	----------	----------

COLORS *Additional lead time is required for premium colors*

HYDROLUXE SS™ BATHTUB COLORS

Standard Colors: Almond | White | Biscuit
Premium Colors:

Black | Blue | Carbon | Gray | Espresso | Lime Green
Olive | Pink | Red | Royal Blue | Sky Blue | Violet | Yellow

Dual Color Option:

FINISH

Matte Finish | METRO.MAT
Polished Finish | METRO.POL
Matte Gloss Combination | METRO.TWOTONE

(Please specify finish on all orders)

SURFACES (outside only)

Faux Metallic: Galvanized [GAL] | Weathered Nickel [WN]
Metallic: Polished Nickel [PN]
MODEL/METAL/COLOR (XXX.XXX.XXX)

\$ 3,308
\$ 16,538

ISLAND TUB DRAIN | ITD.XXX

ABS, PVC | ITD.ABS | ITD.PVC
Cast Iron | ITD.CST

\$ 341
\$ 415

WASTE & OVERFLOW

Linear Integral W/O | LWO-XXX

WHI, BIS, PC, PB, PN, BC, BB, BN, SC, SB, SN, ORB, PE, MB
Gold Finish Upgrade (PG, BG)

INCLUDED
\$ 462

RODEO

61”L x 32”W x 22-30”D - end drain
Linear Integral W/O Included (please specify finish)
Includes lumbar support
Remote blower required for Thermal Air system



MODEL / PRICING

ROD6132HTO	Tub Only	\$ 6,409	ROD6132HTA	Thermal Air	\$ 11,086
------------	----------	----------	------------	-------------	-----------

COLORS *Additional lead time is required for premium colors*

HYDROLUXE SS™ BATHTUB COLORS

Standard Colors: Almond | White | Biscuit
Premium Colors:

Black | Blue | Carbon | Gray | Espresso | Lime Green
Olive | Pink | Red | Royal Blue | Sky Blue | Violet | Yellow

Dual Color Option:

FINISH

Matte Finish | METRO.MAT
Polished Finish | METRO.POL
Matte Gloss Combination | METRO.TWOTONE

(Please specify finish on all orders)

SURFACES (outside only)

Faux Metallic: Galvanized [GAL] | Weathered Nickel [WN]
Metallic: Polished Nickel [PN]
MODEL/METAL/COLOR (XXX.XXX.XXX)

\$ 3,308
\$ 16,538

HYDROZONE INCLUDED ON THERMAL AIR

ISLAND TUB DRAIN | ITD.XXX

ABS, PVC | ITD.ABS | ITD.PVC
Cast Iron | ITD.CST

\$ 341
\$ 415

WASTE & OVERFLOW

Linear Integral W/O | LWO-XXX

WHI, BIS, PC, PB, PN, BC, BB, BN, SC, SB, SN, ORB, PE, MB
Gold Finish Upgrade (PG, BG)

INCLUDED
\$ 462

RICHMOND

57”L x 36”W x 24”D - center drain
Linear Integral W/O Included (please specify finish)
Includes lumbar support
Built in faucet shelf
Remote blower required for Thermal Air system



MODEL / PRICING

RIC5736HTO	Tub Only	\$ 6,147	RIC5736HTA	Thermal Air	\$ 10,744
------------	----------	----------	------------	-------------	-----------

COLORS *Additional lead time is required for premium colors*

HYDROLUXE SS™ BATHTUB COLORS

Standard Colors: Almond | White | Biscuit
Premium Colors:

Black | Blue | Carbon | Gray | Espresso | Lime Green
Olive | Pink | Red | Royal Blue | Sky Blue | Violet | Yellow

Dual Color Option:

FINISH

Matte Finish | METRO.MAT
Polished Finish | METRO.POL
Matte Gloss Combination | METRO.TWOTONE

(Please specify finish on all orders)

SURFACES (outside only)

Faux Metallic: Galvanized [GAL] | Weathered Nickel [WN]
Metallic: Polished Nickel [PN]
MODEL/METAL/COLOR (XXX.XXX.XXX)

\$ 3,308
\$ 16,538

HYDROZONE INCLUDED ON THERMAL AIR

ISLAND TUB DRAIN | ITD.XXX

ABS, PVC | ITD.ABS | ITD.PVC
Cast Iron | ITD.CST

\$ 341
\$ 415

WASTE & OVERFLOW

Linear Integral W/O | LWO-XXX

WHI, BIS, PC, PB, PN, BC, BB, BN, SC, SB, SN, ORB, PE, MB
Gold Finish Upgrade (PG, BG)

INCLUDED
\$ 462

SOHO

48”L x 30”W x 22”D - end drain
Linear Integral W/O Included (please specify finish)
Includes lumbar support
Remote blower required for Thermal Air system



MODEL / PRICING

SOH4830HTO	Tub Only	\$ 5,575	SOH4830HTA	Thermal Air	\$ 9,711
------------	----------	----------	------------	-------------	----------

COLORS *Additional lead time is required for premium colors*

HYDROLUXE SS™ BATHTUB COLORS

Standard Colors: Almond | White | Biscuit
Premium Colors:

Black | Blue | Carbon | Gray | Espresso | Lime Green
Olive | Pink | Red | Royal Blue | Sky Blue | Violet | Yellow

Dual Color Option:

FINISH

Matte Finish | METRO.MAT
Polished Finish | METRO.POL
Matte Gloss Combination | METRO.TWOTONE

(Please specify finish on all orders)

SURFACES (outside only)

Faux Metallic: Galvanized [GAL] | Weathered Nickel [WN]
Metallic: Polished Nickel [PN]
MODEL/METAL/COLOR (XXX.XXX.XXX)

\$ 3,308
\$ 16,538

HYDROZONE INCLUDED ON THERMAL AIR

ISLAND TUB DRAIN | ITD.XXX

ABS, PVC | ITD.ABS | ITD.PVC
Cast Iron | ITD.CST

\$ 341
\$ 415

WASTE & OVERFLOW

Linear Integral W/O | LWO-XXX

WHI, BIS, PC, PB, PN, BC, BB, BN, SC, SB, SN, ORB, PE, MB
Gold Finish Upgrade (PG, BG)

INCLUDED
\$ 462

SUMMERLIN

57”L x 31”W x 22”D - center drain
Linear Integral W/O Included (please specify finish)
Includes lumbar support
Remote blower required for Thermal Air system



MODEL / PRICING

SUM5731HTO	Tub Only	\$ 5,864	SUM5731HTA	Thermal Air	\$ 10,465
------------	----------	----------	------------	-------------	-----------

COLORS *Additional lead time is required for premium colors*

HYDROLUXE SS™ BATHTUB COLORS	
Standard Colors:	Almond White Biscuit
Premium Colors:	Black Blue Carbon Gray Espresso Lime Green Olive Pink Red Royal Blue Sky Blue Violet Yellow
Dual Color Option:	
FINISH	
Matte Finish	
Polished Finish	
Matte Gloss Combination	
(Please specify finish on all orders)	
SURFACES (outside only)	
Faux Metallic:	Galvanized [GAL] Weathered Nickel [WN]
Metallic:	Polished Nickel [PN]
MODEL/METAL/COLOR (XXX.XXX.XXX)	

HYDROZONE INCLUDED ON THERMAL AIR

ISLAND TUB DRAIN ITD.XXX	
ABS, PVC	ITD.ABS ITD.PVC
Cast Iron	ITD.CST
WASTE & OVERFLOW	
Linear Integral W/O	LWO-XXX
WHI, BIS, PC, PB, PN, BC, BB, BN, SC, SB, SN, ORB, PE, MB	
Gold Finish Upgrade (PG, BG)	

TRIBECA

68”L x 35”W x 22”D - center
Linear Integral W/O Included (please specify finish)
Includes lumbar support
Remote blower required for Thermal Air system



MODEL / PRICING

TRI6835HTO	Tub Only	\$ 7,228	TRI6835HTA	Thermal Air	\$ 11,862
------------	----------	----------	------------	-------------	-----------

COLORS *Additional lead time is required for premium colors*

HYDROLUXE SS™ BATHTUB COLORS	
Standard Colors:	Almond White Biscuit
Premium Colors:	Black Blue Carbon Gray Espresso Lime Green Olive Pink Red Royal Blue Sky Blue Violet Yellow
Dual Color Option:	
FINISH	
Matte Finish	
Polished Finish	
Matte Gloss Combination	
(Please specify finish on all orders)	
SURFACES (outside only)	
Faux Metallic:	Galvanized [GAL] Weathered Nickel [WN]
Metallic:	Polished Nickel [PN]
MODEL/METAL/COLOR (XXX.XXX.XXX)	

HYDROZONE INCLUDED ON THERMAL AIR

ISLAND TUB DRAIN ITD.XXX	
ABS, PVC	ITD.ABS ITD.PVC
Cast Iron	ITD.CST
WASTE & OVERFLOW	
Linear Integral W/O	LWO-XXX
WHI, BIS, PC, PB, PN, BC, BB, BN, SC, SB, SN, ORB, PE, MB	
Gold Finish Upgrade (PG, BG)	



STON COLLECTION STANDARD FEATURES

All Designer Collection Whirlpool and Thermal Air bathtubs are delivered pre-plumbed and include these standard features:

- **HYDROLUXE SS™:** All Metro Collection bathtubs are produced with Hydroluxe SS™. Our relentless pursuit of perfection has led us to hone and test our processes to proudly introduce HydroLuxe SS™, the evolution of Solid Surface bathtubs. Representing the latest in eco-friendly technology, this range of seamless, solid-surface bathtubs is constructed from a blend of ground natural minerals and the best in man-made composites. The prolite system we add is uniquely packed with particles, making it a standout in the marketplace when it comes to efficiency and bonding strength. This hybrid material undergoes the transformation from liquid to solid, resulting in a bathtub that is 100% solid surface all the way through, with zero hollow or unfilled areas. The perfectly developed HydroLuxe SS™ blend brings even more durability to the Hydro Systems standard.
- **THERMAL AIR SYSTEM:** Thermal Air bathtubs are an air injector system, equipped with a 1 H.P. variable speed 600 watt blower, a smart purge system and ozone purification.
- **HYDROZONE:** Your very own water sanitizing and cleansing system included on all Designer Thermal Air, Whirlpool, and Combo Systems.
- **WHIRLPOOL JETS:** Six, eight, or ten fully adjustable PVC jets.
- **SILENT AIR INDUCTION**
- **JET TRIM:** Color matched trim standard on all PVC systems.
- **PIPE:** Rigid Schedule 40 thermally formed PVC pipe, allowing for proper drainage after use, which helps to prevent any mold from building up.
- **PUMP:** 2.25 H.P. 110 volt pump with plug-in cord.
- **EASY INSTALLATION:** Integral Tub E-Z Level platform with pump installed.
(Pump installed, standard pump and jet locations only)
- **NOISE CONTROL:** Sound damping motor pad.
- **CONTROL PANEL:** Hydro “Soft Touch” electronic control panel.
- **WASTE & OVERFLOW:** Color or metallic finish cable waste and overflow included on all drop-in STON bathtubs (polished chrome is default). Add \$609 for all gold finishes. PVC comes standard; please specify if ABS is required.
- **TIP TOE DRAIN:** Color or metallic finish half or fully exposed tip toe drain included on all freestanding STON bathtubs (polished chrome is default). Add \$ 63 for group 2 upgrade finishes. Call for pricing on all gold finishes.
- **PACKAGING:** All bathtubs are packaged in wood crates or sturdy cardboard boxes for shipping.

OPTIONS & ACCESSORIES

COLORS Additional lead time is required for premium colors

HYDROLUXE SS™ BATHTUB COLORS		
Standard Colors:	Almond White Biscuit	Included
Premium Colors:	Black Blue Carbon Gray Espresso Lime Green Olive Pink Red Royal Blue Sky Blue Violet Yellow	\$ 2,037
<i>Custom colors available. Please check with Hydro Systems.</i>		
Dual Color Option (freestanding only)		NET \$ 2,037
FINISH		
Matte Finish	STON.MAT	NO CHARGE UPGRADE
Polished Finish	STON.POL	NO CHARGE UPGRADE
Matte Gloss Combination	STON.TWOTONE	\$ 331
<i>(Please specify finish on all orders)</i>		
SURFACES (outside only)		
Faux Metallic:		\$ 3,308
Galvanized [GAL] Weathered Nickel [WN]		
Metallic:	Polished Nickel [PN]	\$ 16,538
MODEL/METAL/COLOR (XXX.XXX.XXX)		

BACK MASSEUSE SYSTEMS

System II - Electronic Control (Whirlpool or Combo)	
BAC.MA2-XXX	\$ 1,460
System III - Electronic Control (Thermal Air)	\$ 2,310
BAC.MA3-XXX	

CLAW FOOT UPGRADE Available on Annete or Andre only

Group 1 - BN, SN, PN, ORB	\$ 1,071
---------------------------	----------

EXPORT CRATE FRT.EXPCRT	NET \$ 137
----------------------------------	------------

FREIGHT <i>(to distributor)</i>	NET \$ 200
--	------------

Jobsite Delivery	NET \$ 100
Lift Gate	NET \$ 75

GRAB BARS (Pair)

Standard Grab Bars GRA.BAR-XXX	
Group 1 - PC or PB	\$ 441
Group 2 - AB, BB, SB, BC, PN, SN, BN	\$ 572
Group 3 - PG, BG, SG	\$ 777
Universal Grab Bars UGB-XXX	
Group 1 - PC or PB	\$ 473
Group 2 - AB, BB, SB, BC, PN, SN, BN	\$ 609
Group 3 - PG, BG, SG	\$ 798

HYDRO COAT HYC.COA	\$ 305
-----------------------------	--------

HYDRO EXPRESS

69.104-HYD.EXP	NET \$ 140
Freestanding Collection	NET \$ 250

Move your order up the front of the line to get it manufactured quicker. Does not change ship time. *Please contact Hydro Systems for lead times on Hydro Express. Hydro Systems must receive your order prior to 10:00 a.m. (PST). Order must be marked “Hydro Express.” Hydro Express can only accept a*

fixed number of express orders every day. Hydro Express does not reflect delivery time. Hydro Expresses are non-cancellable.

HYDRO FUSION

Recirculating heater that will maintain bathing water temperature. *Not available on freestanding models.*

Hydro Fusion (Tub Only) 29.102	\$ 798
Hydro Fusion with Ozone (Tub Only) 29.103	\$ 1,082
Hydro Fusion (TA, Whirlpool, Combo) 29.107	\$ 1,208

HYDRO INDULGE HYD.IND	\$ 2,646
--------------------------------	----------

Infuses water with millions of oxygen rich microbubbles. Helps with many skin conditions. *Not available on freestanding models.*

HYDROZONE UV COMBO SYSTEM | OZUV.XXX

Only for whirlpool and combo systems.

110 V OZUV.110	\$ 935	220 V OZUV.220	\$ 935
------------------	--------	------------------	--------

INLINE HEATER

Whirlpool and Combo Systems only. No dedicated GFI required for 6 amp models.

12.50 Amps 1.5 KW - 110V 27.100	\$ 651
6.25 Amps 1.5 KW - 220V 27.101	\$ 704
6.00 Amps 0.75 KW 27.103	\$ 583

ISLAND TUB DRAIN | ITD.XXX

Helps reduce installation time on all freestanding tubs.

ABS, PVC ITD.ABS ITD.PVC	\$ 341
Cast Iron ITD.CST	\$ 415

JETS

Installed per jet price for extra jets added to standard system price. All metallic finishes come with colored eyeball. *Please note that a maximum of 4 Jumbo Jets is recommended, to avoid loss of water pressure.*

Additional Jumbo or Rotating Jet (JET.JJ-XX JET.JR-XX)	
Color Trim	\$ 200
Group 1 - PC or PB	\$ 231
Group 2 - AB, BB, MB, SB, BC, SC, BN, PN, SN	\$ 273
Group 3 - PG, BG, SG	\$ 315

Additional Standard or Swirling Jet (JET.STD-XX JET.SWI-XX)	
Color Trim	\$ 189
Group 1 - PC or PB	\$ 221
Group 2 - AB, BB, MB, SB, BC, SC, BN, PN, SN	\$ 268
Group 3 - PG, BG, SG	\$ 305

Jumbo Jet Upgrade JUP.JJ-XX	\$ 100
--------------------------------------	--------

Rotating Jet Upgrade JUP.JR-XX	\$ 100
---	--------

Swirling Jet Upgrade JUP.SWI-XX	\$ 63
<i>(Per jet substitution price added to standard system price)</i>	

OPTIONS & ACCESSORIES

Micro Therapy Jet MTJ.XXX BIS, BLA, BON, SIL, WHI	\$ 179
Custom Jet Locations 69.116-CUS.JET (Must include drawing of locations)	No Charge

JET PLATING FOR PVC WHIRLPOOL SYSTEMS

Clear / Brass / Chrome. Trim kit covers jet escutcheons, suction, and electronic soft touch pad. *Per jet substitution price added to standard system price. All metallic finishes come with colored eyeball.*

Group 1 PC or PB	
6 Jets PLA.06-XX	\$ 357
8 Jets PLA.08-XX	\$ 457
10 Jets PLA.10-XX	\$ 483
Group 2 AB, BB, MB, SB, BC, SC, BN, PN, SN	
6 Jets	\$ 662
8 Jets	\$ 893
10 Jets	\$ 1029
Group 3 PG, BG	
6 Jets	\$ 877
8 Jets	\$1,118
10 Jets	\$1,250

LCD TEMP. READOUT KEYPAD LCD.UPG	\$ 510
---	--------

Upgrade only, must have a keypad controlled system to purchase.

LIGHTING

LED Bath Light Chromatherapy System LIG.LED	\$ 662
---	--------

LOW WATER PROTECTION (Includes 30 minute timer)

110V LOW.WAT-110	\$ 341
220V LOW.WAT-220	\$ 368

MICRO MOUNT 69.140MCREDG	\$ 126
-----------------------------------	--------

The micro mount reduces the standard edge profile of the tub to a nominal ½. Not available on tub models with edge detail.

NECK MASSEUSE JET PILLOW PIL.NEC-XX	\$ 683
--	--------

Available in black, bone and white. Not available on all models.

PADDED HEADREST PILLOW 41.128 (Black only)	\$ 137
---	--------

PUMPS

Custom Pump Locations 69.116-CUS.PMP (Drawing of pump locations is required)	No Charge
Pump Upgrades PMP.UP 110V to 220V on 2.25 H.P. only	\$ 289

REMOTE CONTROL REM.CON	\$ 609
---------------------------------	--------

Available on most packages. It allows universal programming for other components. Remote control replaces keypad.

SKIRTS *Additional lead time required. Check with factory.*

Molded Skirt Panels (specify which sides on worksheet). Added to any rectangular tub without an edge detail. “Seamed” skirt will have a seam between skirt and tub. “Seamless” will not have a seam between the skirt and tub. These skirts WILL NOT provide pump/blower access. *REMINDER - Make sure to order a molded flange, if necessary.*

Seamed	
1 sided See Zen Skirt	\$ 719
2 sided SKI.SMD-2	\$ 2,237
3 sided SKI.SMD-3	\$ 2,940
4 sided SKI.SMD-4	\$ 3,770
Seamless	
1 sided SKI.SML-1	\$ 1,979
2 sided SKI.SML-2	\$ 2,993
3 sided SKI.SML-3	\$ 4,011
4 sided SKI.SML-4	\$ 5,035
Premium Colors (additional price and lead time)	\$ 1,165

TILE FLANGES FLA.MO-X	\$ 200
--------------------------------	--------

Must be specified at time of order (1, 2, 3, or 4 Sided). Not available on all models. Flanges are made of galvanized metal

TOWER | TOW-XX

Tower can be added to any of our freestanding models, allowing you to use traditional Roman faucets. *Must be ordered with tub to ensure proper fit.*

18” or 24”	\$ 1,218	25” - 30”	\$ 1,218
31” - 36”	\$ 1,334	37” - 42”	\$ 1,449
43” - 48”	\$ 1,565	49” - 54”	\$ 1,680
55” - 60”	\$ 1,796	Access Panel	NET \$ 60

WASTE & OVERFLOW

Cable W/O WOV.XX	No Charge
(WHI, BIS, BB, BC, BN, MB, ORB, PB, PC, PE, PN, SB, SC, SN)	

Cable W/O - Gold Finish Upgrade (PG, BG)	\$ 609
Integral W/O (Std. round) IWO.XX	\$ 341
Waste and overflow manufactured as part of the bath. Comes standard as a round overflow cover. Drain will be a tip-toe style and drain outlet will be a direct drain.	

Linear Integral W/O LWO-XXX	\$ 341
Waste and overflow manufactured as part of the bath. Drain will be a tip-toe style and drain outlet will be a direct drain.	

Solid Brass Upgrade SBR.UP	NET \$ 105
-------------------------------------	------------

FREESTANDING WASTE & OVERFLOWS

Half Exposed Tip Toe HWTT.XX	
Group 1 (PC, PB)	Included
Group 2 (PN, SN, BN, ORB, WHI, BIS, MB)	\$ 63
HWTT.PG / HWTT.BG	Call for pricing

Fully Exposed Tip Toe WTT.XX	
Group 1 (PC, PB)	Included
Group 2 (PN, SN, BN, ORB, WHI, BIS, MB)	\$ 63
WTT.PG / WTT.BG	Call for pricing

AMBER

66”L x 38”W x 23”D
74”L x 45”W x 21”D
Includes armrests



MODEL / PRICING

AMB6638STO	Tub Only	\$ 3,060	AMB7445STO	Tub Only	\$ 3,285
AMB6638SWP	Whirlpool (6)	\$ 5,585	AMB7445SWP	Whirlpool (8)	\$ 6,094
AMB6638STA	Thermal Air	\$ 5,810	AMB7445STA	Thermal Air	\$ 6,318
AMB6638SCO	Combo System	\$ 7,276	AMB7445SCO	Combo System	\$ 7,779

COLORS *Additional lead time is required for premium colors*

HYDROLUXE SS™ BATHTUB COLORS
Standard Colors: Almond | White | Biscuit Included
Premium Colors: \$ 2,037
Black | Blue | Carbon | Gray | Espresso | Lime Green
Olive | Pink | Red | Royal Blue | Sky Blue | Violet | Yellow
Dual Color Option: NET \$ 2,037

FINISH
Matte Finish | STON.MAT NO CHARGE UPGRADE
Polished Finish | STON.POL NO CHARGE UPGRADE
Matte Gloss Combination | STON.TWOTONE \$ 331
(Please specify finish on all orders)

SURFACES (outside only)
Faux Metallic: Galvanized [GAL] | Weathered Nickel [WN] \$ 3,308
Metallic: Polished Nickel [PN] \$ 16,538
MODEL/METAL/COLOR (XXX.XXX.XXX)

BACK MASSEUSE SYSTEMS

System II - Electronic Control (WP/CO) BAC.MA2-XXX	\$ 1,460
System III - Electronic Control (TA) BAC.MA3-XXX	\$ 2,310

EXPORT CRATE FRT.EXPCRT	NET \$ 137
----------------------------------	------------

GRAB BARS (Pair) *Additional finishes on page 121*

Standard Grab Bars GRA.BAR-XXX (Group 1 - PC or PB)	\$ 441
Universal Grab Bars UGB-XXX (Group 1 - PC or PB)	\$ 473

HYDRO COAT HYC.COA	\$ 305
-----------------------------	--------

HYDRO EXPRESS	
69.104-HYD.EXP	NET \$ 140

HYDRO FUSION	
Hydro Fusion (Tub Only) 29.102	\$ 798
Hydro Fusion with Ozone (Tub Only) 29.103	\$ 1,082
Hydro Fusion (TA, Whirlpool, Combo) 29.107	\$ 1,208

HYDRO INDULGE HYD.IND	\$ 2,646
--------------------------------	----------

HYDROZONE UV COMBO SYSTEM OZUV.XXX	
Whirlpool and Combo Systems only	
110 V OZUV.110	\$ 935
220 V OZUV.220	\$ 935

INLINE HEATER *Whirlpool and Combo Systems only*

<i>No dedicated GFI required for 6 amp models.</i>	
12.50 Amps 1.5 KW - 110V 27.100	\$ 651
6.25 Amps 1.5 KW - 220V 27.101	\$ 704
6.00 Amps 0.75 KW 27.103	\$ 583

JETS *Additional finishes on page 121*

Additional Jumbo or Rotating Jet (JET.JJ-XX JET.JR-XX)	
Group 1 - PC or PB	\$ 231
Additional Standard or Swirling Jet (JET.STD-XX JET.SWI-XX)	
Group 1 - PC or PB	\$ 221
Jumbo Jet Upgrade JUP.JJ-XX	\$ 100
Rotating Jet Upgrade JUP.JR-XX	\$ 100
Swirling Jet Upgrade JUP.SWI-XX	\$ 63
Micro Therapy Jet MTJ.XXX (BIS, BLA, BON, SIL, WHI)	\$ 179
Custom Jet Locations 69.116-CUS.JET	No Charge
(Must include drawing of locations)	

JET PLATING *For jet plating options go to page 122*

LIGHTING LED Bath Light Chromatherapy System LIG.LED	\$ 662
---	--------

LOW WATER PROTECTION (Includes 30 minute timer)	
110V LOW.WAT-110	\$ 341
220V LOW.WAT-220	\$ 368

MICRO MOUNT 69.140MCREDG	\$ 126
-----------------------------------	--------

NECK MASSEUSE JET PILLOW PIL.NEC-XX	\$ 683
--	--------

Available in black, bone and white.

PADDED HEADREST PILLOW 41.128 (Black only)	\$ 137
---	--------

PUMPS

Custom Pump Locations 69.116-CUS.PMP	No Charge
Pump Upgrades PMP.UP (110V to 220V on 2.25 H.P. only)	\$ 289

REMOTE CONTROL REM.CON	\$ 609
---------------------------------	--------

Must have thermal air system to purchase

UNDERMOUNT UNDRMT	No Charge
----------------------------	-----------

WASTE & OVERFLOW *For finishes go to page 122*

Cable W/O WOV.XX	No Charge
Integral W/O (Std. round) IWO.XX	\$ 341
Linear Integral W/O LWO-XXX	\$ 341

*The addition of multiple options could impact the equipment fitting inside the perimeter of the tub.

ANDREA

72”L x 38”W x 21-24”D - center drain
(PC or WHI feet included, specify finish)
Fully Exposed W/O Included (please specify finish)



MODEL / PRICING

AND7238STO	Tub Only	\$ 5,200
------------	----------	----------

COLORS <i>Additional lead time is required for premium colors</i>		
HYDROLUXE SS™ BATHTUB COLORS		
Standard Colors:	Almond White Biscuit	Included
Premium Colors:		\$ 2,037
Black Blue Carbon Gray Espresso Lime Green		
Olive Pink Red Royal Blue Sky Blue Violet Yellow		
Dual Color Option:		NET \$ 2,037
FINISH		
Matte Finish	STON.MAT	NO CHARGE UPGRADE
Polished Finish	STON.POL	NO CHARGE UPGRADE
Matte Gloss Combination	STON.TWOTONE	\$ 331
(Please specify finish on all orders)		
SURFACES (outside only)		
Faux Metallic:	Galvanized [GAL] Weathered Nickel [WN]	\$ 3,308
Metallic:	Polished Nickel [PN]	\$ 16,538
MODEL/METAL/COLOR (XXX.XXX.XXX)		

CLAW FOOT UPGRADE <i>Available on Annete or Andre only</i>		
Group 1 - BN, SN, PN, ORB		\$ 1,071
PADDED HEADREST PILLOW 41.128 (Black only)		\$ 137
WASTE & OVERFLOW		
Fully Exposed Tip Toe WTT.XX		
Group 1 (PC, PB)		Included
Group 2 (PN, SN, BN, ORB, WHI, BIS, MB)		\$ 63
WTT.PG / WTT.BG		Call for pricing

ANNETTE

65”L x 36”W x 21-24”D - end drain (sloped deck)
65”L x 36”W x 21”D - end drain (flat deck)
(PC or WHI feet included, specify finish)
Fully Exposed W/O Included (please specify finish)



MODEL / PRICING

ANN6536STOS	Tub Only	\$ 4,949	ANN6536STOF	Tub Only	\$ 4,949
*Sloped Deck			*Flat Deck		

COLORS <i>Additional lead time is required for premium colors</i>		
HYDROLUXE SS™ BATHTUB COLORS		
Standard Colors:	Almond White Biscuit	Included
Premium Colors:		\$ 2,037
Black Blue Carbon Gray Espresso Lime Green		
Olive Pink Red Royal Blue Sky Blue Violet Yellow		
Dual Color Option:		NET \$ 2,037
FINISH		
Matte Finish	STON.MAT	NO CHARGE UPGRADE
Polished Finish	STON.POL	NO CHARGE UPGRADE
Matte Gloss Combination	STON.TWOTONE	\$ 331
(Please specify finish on all orders)		
SURFACES (outside only)		
Faux Metallic:	Galvanized [GAL] Weathered Nickel [WN]	\$ 3,308
Metallic:	Polished Nickel [PN]	\$ 16,538
MODEL/METAL/COLOR (XXX.XXX.XXX)		

CLAW FOOT UPGRADE <i>Available on Annete or Andre only</i>		
Group 1 - BN, SN, PN, ORB		\$ 1,071
WASTE & OVERFLOW		
Fully Exposed Tip Toe WTT.XX		
Group 1 (PC, PB)		Included
Group 2 (PN, SN, BN, ORB, WHI, BIS, MB)		\$ 63
WTT.PG / WTT.BG		Call for pricing

CARRERA

60”L x 32”W x 23”D
66”L x 34”W x 23”D
72”L x 36”W x 23”D



MODEL / PRICING

CAR6032STO	Tub Only	\$ 2,836	CAR6634STO	Tub Only	\$ 2,948	CAR7236STO	Tub Only	\$ 3,060
CAR6032SWP	Whirlpool (6)	\$ 5,361	CAR6634SWP	Whirlpool (6)	\$ 5,473	CAR7236SWP	Whirlpool (8)	\$ 5,869
CAR6032STA	Thermal Air	\$ 5,436	CAR6634STA	Thermal Air	\$ 5,585	CAR7236STA	Thermal Air	\$ 6,094
CAR6032SCO	Combo System	\$ 7,046	CAR6634SCO	Combo System	\$ 7,158	CAR7236SCO	Combo System	\$ 7,554

COLORS <i>Additional lead time is required for premium colors</i>		
HYDROLUXE SS™ BATHTUB COLORS		
Standard Colors:	Almond White Biscuit	Included
Premium Colors:		\$ 2,037
Black Blue Carbon Gray Espresso Lime Green		
Olive Pink Red Royal Blue Sky Blue Violet Yellow		
Custom colors available. Please check with Hydro Systems.		
Matte Finish	STON.MAT	NO CHARGE UPGRADE

BACK MASSEUSE SYSTEMS

System II - Electronic Control (WP/CO) BAC.MA2-XXX	\$ 1,460
System III - Electronic Control (TA) BAC.MA3-XXX	\$ 2,310

EXPORT CRATE FRT.EXPCRT	NET \$ 137
---------------------------	------------

GRAB BARS (Pair) *Additional finishes on page 121*

Standard Grab Bars GRA.BAR-XXX (Group 1 - PC or PB)	\$ 441
Universal Grab Bars UGB-XXX (Group 1 - PC or PB)	\$ 473

HYDRO COAT HYC.COA	\$ 305
----------------------	--------

HYDRO EXPRESS

69.104-HYD.EXP	NET \$ 140
----------------	------------

HYDRO FUSION

Hydro Fusion (Tub Only) 29.102	\$ 798
Hydro Fusion with Ozone (Tub Only) 29.103	\$ 1,082
Hydro Fusion (TA, Whirlpool, Combo) 29.107	\$ 1,208

HYDRO INDULGE HYD.IND	\$ 2,646
-------------------------	----------

HYDROZONE UV COMBO SYSTEM | OZUV.XXX

Whirlpool and Combo Systems only	
110 V OZUV.110	\$ 935
220 V OZUV.220	\$ 935

INLINE HEATER *Whirlpool and Combo Systems only*

No dedicated GFI required for 6 amp models.	
12.50 Amps 1.5 KW - 110V 27.100	\$ 651
6.25 Amps 1.5 KW - 220V 27.101	\$ 704
6.00 Amps 0.75 KW 27.103	\$ 583

JETS <i>Additional finishes on page 121</i>	
Additional Jumbo or Rotating Jet (JET.JJ-XX JET.JR-XX)	
Group 1 - PC or PB	\$ 231
Additional Standard or Swirling Jet (JET.STD-XX JET.SWI-XX)	
Group 1 - PC or PB	\$ 221
Jumbo Jet Upgrade JUP.JJ-XX	\$ 100
Rotating Jet Upgrade JUP.JR-XX	\$ 100
Swirling Jet Upgrade JUP.SWI-XX	\$ 63
Micro Therapy Jet MTJ.XXX (BIS, BLA, BON, SIL, WHI)	\$ 179
Custom Jet Locations 69.116-CUS.JET	No Charge
(Must include drawing of locations)	

JET PLATING *For jet plating options go to page 122*

LIGHTING LED Bath Light Chromatherapy System LIG.LED	\$ 662
--	--------

LOW WATER PROTECTION (Includes 30 minute timer)

110V LOW.WAT-110	\$ 341
220V LOW.WAT-220	\$ 368

MICRO MOUNT 69.140MCREDG	\$ 126
----------------------------	--------

NECK MASSEUSE JET PILLOW PIL.NEC-XX	\$ 683
---------------------------------------	--------

Available in black, bone and white.

PADDED HEADREST PILLOW 41.128 (Black only)	\$ 137
--	--------

PUMPS

Custom Pump Locations 69.116-CUS.PMP	No Charge
Pump Upgrades PMP.UP (110V to 220V on 2.25 H.P. only)	\$ 289

REMOTE CONTROL REM.CON	\$ 609
--------------------------	--------

Must have thermal air system to purchase

SKIRTS *For skirt options go to page 122*

TILE FLANGES FLA.MO-X	\$ 200
-------------------------	--------

UNDERMOUNT UNDRMT	No Charge
---------------------	-----------

WASTE & OVERFLOW *For finishes go to page 122*

Cable W/O WOV.XX	No Charge
Integral W/O (Std. round) IWO.XX	\$ 341
Linear Integral W/O LWO-XXX	\$ 341

CITRINE

60”L x 32”W x 21”D
Includes Lumbar Support
Specify LH or RH drain
(Add LH or RH to end of model code)



MODEL / PRICING

CIT6032STO	Tub Only	\$ 3,906	CIT6032STA	Thermal Air	\$ 6,655
CIT6032SWP	Whirlpool (6)	\$ 6,431	CIT6032SCO	Combo System	\$ 8,116

COLORS *Additional lead time is required for premium colors*

HYDROLUXE SS™ BATHTUB COLORS	
Standard Colors: Almond White Biscuit	Included
Premium Colors:	\$ 2,037
Black Blue Carbon Gray Espresso Lime Green	
Olive Pink Red Royal Blue Sky Blue Violet Yellow	
<i>Custom colors available. Please check with Hydro Systems.</i>	
Matte Finish STON.MAT	NO CHARGE UPGRADE

BACK MASSEUSE SYSTEMS

System II - Electronic Control (WP/CO) BAC.MA2-XXX	\$ 1,460
System III - Electronic Control (TA) BAC.MA3-XXX	\$ 2,310

EXPORT CRATE FRT.EXPCRT	NET \$ 137
----------------------------------	------------

GRAB BARS (Pair) *Additional finishes on page 121*

Standard Grab Bars GRA.BAR-XXX (Group 1 - PC or PB)	\$ 441
Universal Grab Bars UGB-XXX (Group 1 - PC or PB)	\$ 473

HYDRO COAT HYC.COA	\$ 305
-----------------------------	--------

HYDRO EXPRESS

69.104-HYD.EXP	NET \$ 140
----------------	------------

HYDRO FUSION

Hydro Fusion (Tub Only) 29.102	\$ 798
Hydro Fusion with Ozone (Tub Only) 29.103	\$ 1,082
Hydro Fusion (TA, Whirlpool, Combo) 29.107	\$ 1,208

HYDRO INDULGE HYD.IND	\$ 2,646
--------------------------------	----------

HYDROZONE UV COMBO SYSTEM | OZUV.XXX

Whirlpool and Combo Systems only	
110 V OZUV.110	\$ 935
220 V OZUV.220	\$ 935

INLINE HEATER *Whirlpool and Combo Systems only*

<i>No dedicated GFI required for 6 amp models.</i>	
12.50 Amps 1.5 KW - 110V 27.100	\$ 651
6.25 Amps 1.5 KW - 220V 27.101	\$ 704
6.00 Amps 0.75 KW 27.103	\$ 583

COAL

60”L x 32”W x 23”D
66”L x 32”W x 23”D



MODEL / PRICING

COA6032STO	Tub Only	\$ 2,836	COA6632STO	Tub Only	\$ 2,948
COA6032SWP	Whirlpool (6)	\$ 5,361	COA6632SWP	Whirlpool (6)	\$ 5,473
COA6032STA	Thermal Air	\$ 5,585	COA6632STA	Thermal Air	\$ 5,698
COA6032SCO	Combo System	\$ 7,046	COA6632SCO	Combo System	\$ 7,158

COLORS *Additional lead time is required for premium colors*

HYDROLUXE SS™ BATHTUB COLORS	
Standard Colors: Almond White Biscuit	Included
Premium Colors:	\$ 2,037
Black Blue Carbon Gray Espresso Lime Green	
Olive Pink Red Royal Blue Sky Blue Violet Yellow	
<i>Custom colors available. Please check with Hydro Systems.</i>	
Matte Finish STON.MAT	NO CHARGE UPGRADE

BACK MASSEUSE SYSTEMS

System II - Electronic Control (WP/CO) BAC.MA2-XXX	\$ 1,460
System III - Electronic Control (TA) BAC.MA3-XXX	\$ 2,310

EXPORT CRATE FRT.EXPCRT	NET \$ 137
----------------------------------	------------

GRAB BARS (Pair) *Additional finishes on page 121*

Standard Grab Bars GRA.BAR-XXX (Group 1 - PC or PB)	\$ 441
Universal Grab Bars UGB-XXX (Group 1 - PC or PB)	\$ 473

HYDRO COAT HYC.COA	\$ 305
-----------------------------	--------

HYDRO EXPRESS

69.104-HYD.EXP	NET \$ 140
----------------	------------

HYDRO FUSION

Hydro Fusion (Tub Only) 29.102	\$ 798
Hydro Fusion with Ozone (Tub Only) 29.103	\$ 1,082
Hydro Fusion (TA, Whirlpool, Combo) 29.107	\$ 1,208

HYDRO INDULGE HYD.IND	\$ 2,646
--------------------------------	----------

HYDROZONE UV COMBO SYSTEM | OZUV.XXX

Whirlpool and Combo Systems only	
110 V OZUV.110	\$ 935
220 V OZUV.220	\$ 935

INLINE HEATER *Whirlpool and Combo Systems only*

<i>No dedicated GFI required for 6 amp models.</i>	
12.50 Amps 1.5 KW - 110V 27.100	\$ 651
6.25 Amps 1.5 KW - 220V 27.101	\$ 704
6.00 Amps 0.75 KW 27.103	\$ 583

JETS *Additional finishes on page 121*

Additional Jumbo or Rotating Jet (JET.JJ-XX JET.JR-XX)	
Group 1 - PC or PB	\$ 231
Additional Standard or Swirling Jet (JET.STD-XX JET.SWI-XX)	
Group 1 - PC or PB	\$ 221
Jumbo Jet Upgrade JUP.JJ-XX	\$ 100
Rotating Jet Upgrade JUP.JR-XX	\$ 100
Swirling Jet Upgrade JUP.SWI-XX	\$ 63
Micro Therapy Jet MTJ.XXX (BIS, BLA, BON, SIL, WHI)	\$ 179
Custom Jet Locations 69.116-CUS.JET	No Charge
<i>(Must include drawing of locations)</i>	

JET PLATING *For jet plating options go to page 122*

LIGHTING LED Bath Light Chromatherapy System LIG.LED	\$ 662
---	--------

LOW WATER PROTECTION (Includes 30 minute timer)

110V LOW.WAT-110	\$ 341
220V LOW.WAT-220	\$ 368

MICRO MOUNT 69.140MCREDG	\$ 126
-----------------------------------	--------

NECK MASSEUSE JET PILLOW PIL.NEC-XX	\$ 683
--	--------

Available in black, bone and white.

PADDED HEADREST PILLOW 41.128 (Black only)	\$ 137
---	--------

PUMPS

Custom Pump Locations 69.116-CUS.PMP	No Charge
Pump Upgrades PMP.UP (110V to 220V on 2.25 H.P. only)	\$ 289

REMOTE CONTROL REM.CON	\$ 609
---------------------------------	--------

Must have thermal air system to purchase

SKIRTS *For skirt options go to page 122*

TILE FLANGES FLA.MO-X	\$ 200
--------------------------------	--------

UNDERMOUNT UNDRMT	No Charge
----------------------------	-----------

WASTE & OVERFLOW *For finishes go to page 122*

Cable W/O WOV.XX	No Charge
Integral W/O (Std. round) IWO.XX	\$ 341
Linear Integral W/O LWO-XXX	\$ 341

CORAL

66”Diameter x 19”D | End Drain
72”Diameter x 23”D | Center Drain (shown)



MODEL / PRICING

COR6619STO	Tub Only	\$ 3728	COR7223STO	Tub Only	\$ 3,914
COR6619SWP	Whirlpool (8)	\$ 6353	COR7223SWP	Whirlpool (8)	\$ 6,545
COR6619STA	Thermal Air	\$ 6563	COR7223STA	Thermal Air	\$ 6,760
COR6619SCO	Combo System	\$ 7928	COR7223SCO	Combo System	\$ 8,165

COLORS *Additional lead time is required for premium colors*

HYDROLUXE SS™ BATHTUB COLORS	
Standard Colors: Almond White Biscuit	Included
Premium Colors: Black Blue Carbon Gray Espresso Lime Green Olive Pink Red Royal Blue Sky Blue Violet Yellow	\$ 2,037
<i>Custom colors available. Please check with Hydro Systems.</i>	
Matte Finish STON.MAT	NO CHARGE UPGRADE

BACK MASSEUSE SYSTEMS

System II - Electronic Control (WP/CO) BAC.MA2-XXX	\$ 1,460
System III - Electronic Control (TA) BAC.MA3-XXX	\$ 2,310

EXPORT CRATE FRT.EXPCRT	NET \$ 137
----------------------------------	------------

GRAB BARS (Pair) *Additional finishes on page 121*

Standard Grab Bars GRA.BAR-XXX (Group 1 - PC or PB)	\$ 441
Universal Grab Bars UGB-XXX (Group 1 - PC or PB)	\$ 473

HYDRO COAT HYC.COA	\$ 305
-----------------------------	--------

HYDRO EXPRESS

69.104-HYD.EXP	NET \$ 140
----------------	------------

HYDRO FUSION

Hydro Fusion (Tub Only) 29.102	\$ 798
Hydro Fusion with Ozone (Tub Only) 29.103	\$ 1,082
Hydro Fusion (TA, Whirlpool, Combo) 29.107	\$ 1,208

HYDRO INDULGE HYD.IND	\$ 2,646
--------------------------------	----------

HYDROZONE UV COMBO SYSTEM | OZUV.XXX

Whirlpool and Combo Systems only	
110 V OZUV.110	\$ 935
220 V OZUV.220	\$ 935

INLINE HEATER *Whirlpool and Combo Systems only*

<i>No dedicated GFI required for 6 amp models.</i>	
12.50 Amps 1.5 KW - 110V 27.100	\$ 651
6.25 Amps 1.5 KW - 220V 27.101	\$ 704
6.00 Amps 0.75 KW 27.103	\$ 583

CORAZON

66”L x 45”W x 19”D
74”L x 44”W x 19”D
74”L x 45”W x 21”D



MODEL / PRICING

COR6645STO	Tub Only	\$ 2,948	COR7444STO	Tub Only	\$ 3,060	COR7445STO	Tub Only	\$ 3,060
COR6645SWP	Whirlpool (6)	\$ 5,473	COR7444SWP	Whirlpool (8)	\$ 5,869	COR7445SWP	Whirlpool (8)	\$ 5,869
COR6645STA	Thermal Air	\$ 5,698	COR7444STA	Thermal Air	\$ 6,094	COR7445STA	Thermal Air	\$ 6,094
COR6645SCO	Combo System	\$ 7,158	COR7444SCO	Combo System	\$ 7,554	COR7445SCO	Combo System	\$ 7,554

COLORS *Additional lead time is required for premium colors*

HYDROLUXE SS™ BATHTUB COLORS	
Standard Colors: Almond White Biscuit	Included
Premium Colors: Black Blue Carbon Gray Espresso Lime Green Olive Pink Red Royal Blue Sky Blue Violet Yellow	\$ 2,037
<i>Custom colors available. Please check with Hydro Systems.</i>	
Matte Finish STON.MAT	NO CHARGE UPGRADE

BACK MASSEUSE SYSTEMS

System II - Electronic Control (WP/CO) BAC.MA2-XXX	\$ 1,460
System III - Electronic Control (TA) BAC.MA3-XXX	\$ 2,310

EXPORT CRATE FRT.EXPCRT	NET \$ 137
----------------------------------	------------

GRAB BARS (Pair) *Additional finishes on page 121*

Standard Grab Bars GRA.BAR-XXX (Group 1 - PC or PB)	\$ 441
Universal Grab Bars UGB-XXX (Group 1 - PC or PB)	\$ 473

HYDRO COAT HYC.COA	\$ 305
-----------------------------	--------

HYDRO EXPRESS

69.104-HYD.EXP	NET \$ 140
----------------	------------

HYDRO FUSION

Hydro Fusion (Tub Only) 29.102	\$ 798
Hydro Fusion with Ozone (Tub Only) 29.103	\$ 1,082
Hydro Fusion (TA, Whirlpool, Combo) 29.107	\$ 1,208

HYDRO INDULGE HYD.IND	\$ 2,646
--------------------------------	----------

HYDROZONE UV COMBO SYSTEM | OZUV.XXX

Whirlpool and Combo Systems only	
110 V OZUV.110	\$ 935
220 V OZUV.220	\$ 935

INLINE HEATER *Whirlpool and Combo Systems only*

<i>No dedicated GFI required for 6 amp models.</i>	
12.50 Amps 1.5 KW - 110V 27.100	\$ 651
6.25 Amps 1.5 KW - 220V 27.101	\$ 704
6.00 Amps 0.75 KW 27.103	\$ 583

JETS *Additional finishes on page 121*

Additional Jumbo or Rotating Jet (JET.JJ-XX JET.JR-XX)	
Group 1 - PC or PB	\$ 231
Additional Standard or Swirling Jet (JET.STD-XX JET.SWI-XX)	
Group 1 - PC or PB	\$ 221
Jumbo Jet Upgrade JUP.JJ-XX	\$ 100
Rotating Jet Upgrade JUP.JR-XX	\$ 100
Swirling Jet Upgrade JUP.SWI-XX	\$ 63
Micro Therapy Jet MTJ.XXX (BIS, BLA, BON, SIL, WHI)	\$ 179
Custom Jet Locations 69.116-CUS.JET	No Charge
<i>(Must include drawing of locations)</i>	

JET PLATING *For jet plating options go to page 122*

LIGHTING LED Bath Light Chromatherapy System LIG.LED	\$ 662
---	--------

LOW WATER PROTECTION (Includes 30 minute timer)

110V LOW.WAT-110	\$ 341
220V LOW.WAT-220	\$ 368

MICRO MOUNT 69.140MCREDG	\$ 126
-----------------------------------	--------

NECK MASSEUSE JET PILLOW PIL.NEC-XX	\$ 683
--	--------

Available in black, bone and white.

PADDED HEADREST PILLOW 41.128 (Black only)	\$ 137
---	--------

PUMPS

Custom Pump Locations 69.116-CUS.PMP	No Charge
Pump Upgrades PMP.UP (110V to 220V on 2.25 H.P. only)	\$ 289

REMOTE CONTROL REM.CON	\$ 609
---------------------------------	--------

Must have thermal air system to purchase

UNDERMOUNT UNDRMT	No Charge
----------------------------	-----------

WASTE & OVERFLOW *For finishes go to page 122*

Cable W/O WOV.XX	No Charge
Integral W/O (Std. round) IWO.XX	\$ 341
Linear Integral W/O LWO-XXX	\$ 341

DANIELA

58”L x 30”W x 20”D - end drain
Includes lumbar support
Half Exposed W/O Included (please specify finish)



MODEL / PRICING

DLA5830STO	Tub Only	\$ 4,585
------------	----------	----------

EMERALD

65”L x 36”W x 22”D
72”L x 42”W x 24”D



MODEL / PRICING

EME6536STO	Tub Only	\$ 2,948	EME7242STO	Tub Only	\$ 3,060
EME6536SWP	Whirlpool (6)	\$ 5,473	EME7242SWP	Whirlpool (8)	\$ 5,869
EME6536STA	Thermal Air	\$ 5,698	EME7242STA	Thermal Air	\$ 6,094
EME6536SCO	Combo System	\$ 7,158	EME7242SCO	Combo System	\$ 7,544

COLORS *Additional lead time is required for premium colors*

HYDROLUXE SS™ BATHTUB COLORS	
Standard Colors:	Almond White Biscuit Included
Premium Colors:	\$ 2,037
Black Blue Carbon Gray Espresso Lime Green	
Olive Pink Red Royal Blue Sky Blue Violet Yellow	
Dual Color Option:	NET \$ 2,037

FINISH	
Matte Finish	STON.MAT NO CHARGE UPGRADE
Polished Finish	STON.POL NO CHARGE UPGRADE
Matte Gloss Combination	STON.TWOTONE \$ 331
(Please specify finish on all orders)	

SURFACES (outside only)	
Faux Metallic:	Galvanized [GAL] Weathered Nickel [WN] \$ 3,308
Metallic:	Polished Nickel [PN] \$ 16,538
MODEL/METAL/COLOR (XXX.XXX.XXX)	

EXPORT CRATE	FRT.EXPCRT	NET \$ 137
--------------	------------	------------

HYDRO COAT	HYC.COA	\$ 305
------------	---------	--------

HYDRO EXPRESS	
69.104-HYD.EXP	NET \$ 250

PADDED HEADREST PILLOW	41.128 (Black only)	\$ 137
------------------------	---------------------	--------

WASTE & OVERFLOW	
Half Exposed Tip Toe	HWTT.XX
Group 1 (PC, PB)	Included
Group 2 (PN, SN, BN, ORB, WHI, BIS, MB)	\$ 63
HWTT.PG / HWTT.BG	Call for pricing
Please note: floor must be trenched	

COLORS *Additional lead time is required for premium colors*

HYDROLUXE SS™ BATHTUB COLORS	
Standard Colors:	Almond White Biscuit Included
Premium Colors:	\$ 2,037
Black Blue Carbon Gray Espresso Lime Green	
Olive Pink Red Royal Blue Sky Blue Violet Yellow	
Custom colors available. Please check with Hydro Systems.	
Matte Finish	STON.MAT NO CHARGE UPGRADE

BACK MASSEUSE SYSTEMS

System II - Electronic Control (WP/CO) BAC.MA2-XXX	\$ 1,460
System III - Electronic Control (TA) BAC.MA3-XXX	\$ 2,310

EXPORT CRATE	FRT.EXPCRT	NET \$ 137
--------------	------------	------------

GRAB BARS (Pair)	Additional finishes on page 121	
------------------	---------------------------------	--

Standard Grab Bars	GRA.BAR-XXX (Group 1 - PC or PB)	\$ 441
Universal Grab Bars	UGB-XXX (Group 1 - PC or PB)	\$ 473

HYDRO COAT	HYC.COA	\$ 305
------------	---------	--------

HYDRO EXPRESS	
69.104-HYD.EXP	NET \$ 140

HYDRO FUSION	
Hydro Fusion (Tub Only)	29.102 \$ 798
Hydro Fusion with Ozone (Tub Only)	29.103 \$ 1,082
Hydro Fusion (TA, Whirlpool, Combo)	29.107 \$ 1,208

HYDRO INDULGE	HYD.IND	\$ 2,646
---------------	---------	----------

HYDROZONE UV COMBO SYSTEM OZUV.XXX	
Whirlpool and Combo Systems only	
110 V OZUV.110	\$ 935
220 V OZUV.220	\$ 935

INLINE HEATER <i>Whirlpool and Combo Systems only</i>	
No dedicated GFI required for 6 amp models.	
12.50 Amps 1.5 KW - 110V	27.100 \$ 651
6.25 Amps 1.5 KW - 220V	27.101 \$ 704
6.00 Amps 0.75 KW	27.103 \$ 583

JETS *Additional finishes on page 121*

Additional Jumbo or Rotating Jet	(JET.JJ-XX JET.JR-XX)
Group 1 - PC or PB	\$ 231
Additional Standard or Swirling Jet	(JET.STD-XX JET.SWI-XX)
Group 1 - PC or PB	\$ 221
Jumbo Jet Upgrade	JUP.JJ-XX \$ 100
Rotating Jet Upgrade	JUP.JR-XX \$ 100
Swirling Jet Upgrade	JUP.SWI-XX \$ 63
Micro Therapy Jet	MTJ.XXX (BIS, BLA, BON, SIL, WHI) \$ 179
Custom Jet Locations	69.116-CUS.JET No Charge
(Must include drawing of locations)	

JET PLATING *For jet plating options go to page 122*

LIGHTING	LED Bath Light Chromatherapy System LIG.LED	\$ 662
----------	---	--------

LOW WATER PROTECTION (Includes 30 minute timer)	
110V LOW.WAT-110	\$ 341
220V LOW.WAT-220	\$ 368

MICRO MOUNT	69.140MCREDG	\$ 126
-------------	--------------	--------

MOLDED ARMRESTS	
Some molded armrests add an interior detail line to the bathtub	
2 Armrests (one pair)	ARM.MOL-2 \$ 137

NECK MASSEUSE JET PILLOW	PIL.NEC-XX	\$ 683
--------------------------	------------	--------

Available in black, bone and white.

PADDED HEADREST PILLOW	41.128 (Black only)	\$ 137
------------------------	---------------------	--------

PUMPS	
Custom Pump Locations	69.116-CUS.PMP No Charge
Pump Upgrades	PMP.UP (110V to 220V on 2.25 H.P. only) \$ 289

REMOTE CONTROL	REM.CON	\$ 609
----------------	---------	--------

Must have thermal air system to purchase

SKIRTS *For skirt options go to page 122*

TILE FLANGES	FLA.MO-X	\$ 200
--------------	----------	--------

UNDERMOUNT	UNDRMT	No Charge
------------	--------	-----------

WASTE & OVERFLOW <i>For finishes go to page 122</i>	
Cable W/O	WOV.XX No Charge
Integral W/O (Std. round)	IWO.XX \$ 341
Linear Integral W/O	LWO-XXX \$ 341

GARNET

54”L x 28”W x 23”D - center drain
58”L x 28”W x 23”D - center drain
65”L x 30”W x 23”D - center drain
Half Exposed W/O Included (please specify finish)



MODEL / PRICING

GAR5428STO	Tub Only	\$ 5,056	GAR5828STO	Tub Only	\$ 5,168	GAR6530STO	Tub Only	\$ 5,393
------------	----------	----------	------------	----------	----------	------------	----------	----------

COLORS

Additional lead time is required for premium colors

HYDROLUXE SS™ BATHTUB COLORS			
Standard Colors:		Almond White Biscuit	Included
Premium Colors:			\$ 2,037
Black Blue Carbon Gray Espresso Lime Green			
Olive Pink Red Royal Blue Sky Blue Violet Yellow			
Dual Color Option:			NET \$ 2,037
FINISH			
Matte Finish		STON.MAT	NO CHARGE UPGRADE
Polished Finish		STON.POL	NO CHARGE UPGRADE
Matte Gloss Combination		STON.TWOTONE	\$ 331
(Please specify finish on all orders)			
SURFACES (outside only)			
Faux Metallic:		Galvanized [GAL] Weathered Nickel [WN]	\$ 3,308
Metallic:		Polished Nickel [PN]	\$ 16,538
MODEL/METAL/COLOR (XXX.XXX.XXX)			

EXPORT CRATE	FRT.EXPCRT	NET \$ 137
HYDRO COAT	HYC.COA	\$ 305
HYDRO EXPRESS		
69.104-HYD.EXP		NET \$ 250
PADDED HEADREST PILLOW	41.128 (Black only)	\$ 137
WASTE & OVERFLOW		
Half Exposed Tip Toe HWTT.XX		
Group 1 (PC, PB)		Included
Group 2 (PN, SN, BN, ORB, WHI, BIS, MB)		\$ 63
HWTT.PG / HWTT.BG		Call for pricing
Please note: floor must be trenched		

GRANITE

48”L x 30”W x 16”D 60”L x 32”W x 19”D 66”L x 36”W x 19”D
54”L x 31”W x 16”D 60”L x 36”W x 19”D 66”L x 36”W x 22”D
60”L x 30”W x 17”D 60”L x 36”W x 22”D 72”L x 36”W x 19”D



MODEL / PRICING

GRA4830STO	Tub Only	\$ 2,721	GRA6032STO	Tub Only	\$ 2,943	GRA6636STO	Tub Only	\$ 3,055
GRA4830SWP	Whirlpool (6)	\$ 5,248	GRA6032SWP	Whirlpool (6)	\$ 5,468	GRA6636SWP	Whirlpool (6)	\$ 5,580
GRA4830STA	Thermal Air	\$ 5,473	GRA6032STA	Thermal Air	\$ 5,799	GRA6636STA	Thermal Air	\$ 5,425
GRA4830SCO	Combo System	\$ 6,934	GRA6032SCO	Combo System	\$ 7,153	GRA6636SCO	Combo System	\$ 6,790
GRA5431STO	Tub Only	\$ 2,836	GRA6036STO	Tub Only	\$ 2,943	GRA6636STOS	Tub Only	\$ 3,055
GRA5431SWP	Whirlpool (6)	\$ 5,361	GRA6036SWP	Whirlpool (6)	\$ 5,468	GRA6636SWPS	Whirlpool (6)	\$ 5,580
GRA5431STA	Thermal Air	\$ 5,585	GRA6036STA	Thermal Air	\$ 5,799	GRA6636STAS	Thermal Air	\$ 5,805
GRA5431SCO	Combo System	\$ 7,046	GRA6036SCO	Combo System	\$ 7,153	GRA6636SCOS	Combo System	\$ 7,265
GRA6030STO	Tub Only	\$ 2,943	GRA6036STOS	Tub Only	\$ 2,943	GRA7236STO	Tub Only	\$ 3,162
GRA6030SWP	Whirlpool (6)	\$ 5,468	GRA6036SWPS	Whirlpool (6)	\$ 5,468	GRA7236SWP	Whirlpool (6)	\$ 5,687
GRA6030STA	Thermal Air	\$ 5,799	GRA6036STAS	Thermal Air	\$ 5,799	GRA7236STA	Thermal Air	\$ 5,912
GRA6030SCO	Combo System	\$ 7,135	GRA6036SCOS	Combo System	\$ 7,153	GRA7236SCO	Combo System	\$ 7,372

COLORS

Additional lead time is required for premium colors

HYDROLUXE SS™ BATHTUB COLORS			
Standard Colors:		Almond White Biscuit	Included
Premium Colors:			\$ 2,037
Black Blue Carbon Gray Espresso Lime Green			
Olive Pink Red Royal Blue Sky Blue Violet Yellow			
Custom colors available. Please check with Hydro Systems.			
Matte Finish		STON.MAT	NO CHARGE UPGRADE

BACK MASSEUSE SYSTEMS

System II - Electronic Control (WP/CO) BAC.MA2-XXX	\$ 1,460
System III - Electronic Control (TA) BAC.MA3-XXX	\$ 2,310

EXPORT CRATE	FRT.EXPCRT	NET \$ 137
--------------	------------	------------

GRAB BARS

(Pair) Additional finishes on page 121

Standard Grab Bars	GRA.BAR-XXX (Group 1 - PC or PB)	\$ 441
Universal Grab Bars	UGB-XXX (Group 1 - PC or PB)	\$ 473

HYDRO COAT	HYC.COA	\$ 305
------------	---------	--------

HYDRO EXPRESS	69.104-HYD.EXP	NET \$ 140
---------------	----------------	------------

HYDRO FUSION		
Hydro Fusion (Tub Only) 29.102		\$ 798
Hydro Fusion with Ozone (Tub Only) 29.103		\$ 1,082
Hydro Fusion (TA, Whirlpool, Combo) 29.107		\$ 1,208

HYDRO INDULGE	HYD.IND	\$ 2,646
---------------	---------	----------

HYDROZONE UV COMBO SYSTEM OZUV.XXX		
Whirlpool and Combo Systems only		
110 V OZUV.110		\$ 935
220 V OZUV.220		\$ 935

INLINE HEATER		Whirlpool and Combo Systems only	
No dedicated GFI required for 6 amp models.			
12.50 Amps 1.5 KW - 110V	27.100		\$ 651
6.25 Amps 1.5 KW - 220V	27.101		\$ 704
6.00 Amps 0.75 KW	27.103		\$ 583

JETS

Additional finishes on page 121

Additional Jumbo or Rotating Jet (JET.JJ-XX JET.JR-XX)		
Group 1 - PC or PB		\$ 231
Additional Standard or Swirling Jet (JET.STD-XX JET.SWI-XX)		
Group 1 - PC or PB		\$ 221
Jumbo Jet Upgrade	JUP.JJ-XX	\$ 100
Rotating Jet Upgrade	JUP.JR-XX	\$ 100
Swirling Jet Upgrade	JUP.SWI-XX	\$ 63
Micro Therapy Jet	MTJ.XXX (BIS, BLA, BON, SIL, WHI)	\$ 179
Custom Jet Locations	69.116-CUS.JET	No Charge
(Must include drawing of locations)		

JET PLATING

For jet plating options go to page 122

LIGHTING	LED Bath Light Chromatherapy System LIG.LED	\$ 662
----------	---	--------

LOW WATER PROTECTION (Includes 30 minute timer)			
110V LOW.WAT-110	\$ 341	220V LOW.WAT-220	\$ 368

MICRO MOUNT	69.140MCREDG	\$ 126
-------------	--------------	--------

NECK MASSEUSE JET PILLOW	PIL.NEC-XX	\$ 683
Available in black, bone and white.		

PADDED HEADREST PILLOW	41.128 (Black only)	\$ 137
------------------------	---------------------	--------

PUMPS	Custom Pump Locations 69.116-CUS.PMP	No Charge
Pump Upgrades	PMP.UP (110V to 220V on 2.25 H.P. only)	\$ 289

REMOTE CONTROL	REM.CON	\$ 609
Must have thermal air system to purchase		

SKIRTS

For skirt options go to page 122

TILE FLANGES	FLA.MO-X	\$ 200
--------------	----------	--------

UNDERMOUNT	UNDRMT	No Charge
------------	--------	-----------

WASTE & OVERFLOW			For finishes go to page 122		
Cable W/O		WOV.XX			No Charge
Integral W/O (Std. round)		IWO.XX			\$ 341
Linear Integral W/O		LWO-XXX			\$ 341

JADE

66”L x 32”W x 20-23”D - center drain
Half Exposed W/O Included (please specify finish)



MODEL / PRICING

JAD6632STO	Tub Only	\$ 4,943
------------	----------	----------

COLORS <i>Additional lead time is required for premium colors</i>		
HYDROLUXE SS™ BATHTUB COLORS		
Standard Colors:	Almond White Biscuit	Included
Premium Colors:		\$ 2,037
Black Blue Carbon Gray Espresso Lime Green		
Olive Pink Red Royal Blue Sky Blue Violet Yellow		
Dual Color Option:		NET \$ 2,037
FINISH		
Matte Finish	STON.MAT	NO CHARGE UPGRADE
Polished Finish	STON.POL	NO CHARGE UPGRADE
Matte Gloss Combination	STON.TWOTONE	\$ 331
(Please specify finish on all orders)		
SURFACES (outside only)		
Faux Metallic:	Galvanized [GAL] Weathered Nickel [WN]	\$ 3,308
Metallic:	Polished Nickel [PN]	\$ 16,538
MODEL/METAL/COLOR (XXX.XXX.XXX)		

MITRA

72”L x 38”W x 25-30”D - center drain
Remote blower required for Thermal Air system
Fully Exposed W/O Included (please specify finish)



MODEL / PRICING

MIT7238STO	Tub Only	\$ 4,976	MIT7238STA	Thermal Air	\$ 6,752
------------	----------	----------	------------	-------------	----------

COLORS <i>Additional lead time is required for premium colors</i>		
HYDROLUXE SS™ BATHTUB COLORS		
Standard Colors:	Almond White Biscuit	Included
Premium Colors:		\$ 2,037
Black Blue Carbon Gray Espresso Lime Green		
Olive Pink Red Royal Blue Sky Blue Violet Yellow		
Dual Color Option:		NET \$ 2,037
FINISH		
Matte Finish	STON.MAT	NO CHARGE UPGRADE
Polished Finish	STON.POL	NO CHARGE UPGRADE
Matte Gloss Combination	STON.TWOTONE	\$ 331
(Please specify finish on all orders)		
SURFACES (outside only)		
Faux Metallic:	Galvanized [GAL] Weathered Nickel [WN]	\$ 3,308
Metallic:	Polished Nickel [PN]	\$ 16,538
MODEL/METAL/COLOR (XXX.XXX.XXX)		

EXPORT CRATE	FRT.EXPCRT	NET \$ 137
HYDRO COAT	HYC.COA	\$ 305
HYDRO EXPRESS		
69.104-HYD.EXP		NET \$ 250
PADDED HEADREST PILLOW	41.128 (Black only)	\$ 137
REMOTE CONTROL	REM.CON	\$ 609
Must have thermal air system to purchase		
WASTE & OVERFLOW		
Fully Exposed Tip Toe	WTT.XX	
Group 1 (PC, PB)		Included
Group 2 (PN, SN, BN, ORB, WHI, BIS, MB)		\$ 63
WTT.PG / WTT.BG		Call for pricing

OBSIDIAN

58”L x 30”W x 20-23”D - end drain
Includes lumbar support
Half Exposed W/O included (please specify finish)



MODEL / PRICING

OBS5830STO	Tub Only	\$ 4,720
------------	----------	----------

COLORS <i>Additional lead time is required for premium colors</i>		
HYDROLUXE SS™ BATHTUB COLORS		
Standard Colors:	Almond White Biscuit	Included
Premium Colors:		\$ 2,037
Black Blue Carbon Gray Espresso Lime Green		
Olive Pink Red Royal Blue Sky Blue Violet Yellow		
Dual Color Option:		NET \$ 2,037
FINISH		
Matte Finish	STON.MAT	NO CHARGE UPGRADE
Polished Finish	STON.POL	NO CHARGE UPGRADE
Matte Gloss Combination	STON.TWOTONE	\$ 331
(Please specify finish on all orders)		
SURFACES (outside only)		
Faux Metallic:	Galvanized [GAL] Weathered Nickel [WN]	\$ 3,308
Metallic:	Polished Nickel [PN]	\$ 16,538
MODEL/METAL/COLOR (XXX.XXX.XXX)		

EXPORT CRATE	FRT.EXPCRT	NET \$ 137
HYDRO COAT	HYC.COA	\$ 305
HYDRO EXPRESS		
69.104-HYD.EXP		NET \$ 250
PADDED HEADREST PILLOW	41.128 (Black only)	\$ 137
WASTE & OVERFLOW		
Half Exposed Tip Toe	HWTT.XX	
Group 1 (PC, PB)		Included
Group 2 (PN, SN, BN, ORB, WHI, BIS, MB)		\$ 63
HWTT.PG / HWTT.BG		Call for pricing
Please note: floor must be trenched		

OPAL

63”L x 33”W x 23”D - center drain
Half Exposed W/O Included (please specify finish)



MODEL / PRICING

OPA6333STO	Tub Only	\$ 4,938
------------	----------	----------

COLORS <i>Additional lead time is required for premium colors</i>	
HYDROLUXE SS™ BATHTUB COLORS	
Standard Colors: Almond White Biscuit	Included
Premium Colors: Black Blue Carbon Gray Espresso Lime Green Olive Pink Red Royal Blue Sky Blue Violet Yellow	\$ 2,037
Dual Color Option:	NET \$ 2,037
FINISH	
Matte Finish STON.MAT	NO CHARGE UPGRADE
Polished Finish STON.POL	NO CHARGE UPGRADE
Matte Gloss Combination STON.TWOTONE	\$ 331
(Please specify finish on all orders)	
SURFACES (outside only)	
Faux Metallic: Galvanized [GAL] Weathered Nickel [WN]	\$ 3,308
Metallic: Polished Nickel [PN]	\$ 16,538
MODEL/METAL/COLOR (XXX.XXX.XXX)	

EXPORT CRATE FRT.EXPCRT	NET \$ 137
HYDRO COAT HYC.COA	\$ 305
HYDRO EXPRESS	
69.104-HYD.EXP	NET \$ 250
PADDED HEADREST PILLOW 41.128 (Black only)	\$ 137
WASTE & OVERFLOW	
Half Exposed Tip Toe HWTT.XX	
Group 1 (PC, PB)	Included
Group 2 (PN, SN, BN, ORB, WHI, BIS, MB)	\$ 63
HWTT.PG / HWTT.BG	Call for pricing
<i>Please note: floor must be trenched</i>	

PEARL

55”Diameter x 19”D - side drain
61”Diameter x 19”D - center drain
Half Exposed W/O Included (please specify finish)



MODEL / PRICING

PEA5519STO	Tub Only	\$ 6,067	PEA6019STO	Tub Only	\$ 6,281
------------	----------	----------	------------	----------	----------

COLORS <i>Additional lead time is required for premium colors</i>	
HYDROLUXE SS™ BATHTUB COLORS	
Standard Colors: Almond White Biscuit	Included
Premium Colors: Black Blue Carbon Gray Espresso Lime Green Olive Pink Red Royal Blue Sky Blue Violet Yellow	\$ 2,037
Dual Color Option:	NET \$ 2,037
FINISH	
Matte Finish STON.MAT	NO CHARGE UPGRADE
Polished Finish STON.POL	NO CHARGE UPGRADE
Matte Gloss Combination STON.TWOTONE	\$ 331
(Please specify finish on all orders)	
SURFACES (outside only)	
Faux Metallic: Galvanized [GAL] Weathered Nickel [WN]	\$ 3,308
Metallic: Polished Nickel [PN]	\$ 16,538
MODEL/METAL/COLOR (XXX.XXX.XXX)	

EXPORT CRATE FRT.EXPCRT	NET \$ 137
HYDRO COAT HYC.COA	\$ 305
HYDRO EXPRESS	
69.104-HYD.EXP	NET \$ 250
PADDED HEADREST PILLOW 41.128 (Black only)	\$ 137
WASTE & OVERFLOW	
Half Exposed Tip Toe HWTT.XX	
Group 1 (PC, PB)	Included
Group 2 (PN, SN, BN, ORB, WHI, BIS, MB)	\$ 63
HWTT.PG / HWTT.BG	Call for pricing
<i>Please note: floor must be trenched</i>	

QUARTZ

63”L x 33”W x 21”D
Includes armrests



MODEL / PRICING

QUA6333STO	Tub Only	\$ 2,948	QUA6333STA	Thermal Air	\$ 5,698
QUA6333SWP	Whirlpool (6)	\$ 5,473	QUA6333SCO	Combo System	\$ 7,158

COLORS <i>Additional lead time is required for premium colors</i>	
HYDROLUXE SS™ BATHTUB COLORS	
Standard Colors: Almond White Biscuit	Included
Premium Colors: Black Blue Carbon Gray Espresso Lime Green Olive Pink Red Royal Blue Sky Blue Violet Yellow	\$ 2,037
<i>Custom colors available. Please check with Hydro Systems.</i>	
Matte Finish STON.MAT	NO CHARGE UPGRADE

BACK MASSEUSE SYSTEMS

System II - Electronic Control (WP/CO) BAC.MA2-XXX	\$ 1,460
System III - Electronic Control (TA) BAC.MA3-XXX	\$ 2,310

EXPORT CRATE FRT.EXPCRT	NET \$ 137
----------------------------------	------------

GRAB BARS (Pair) *Additional finishes on page 121*

Standard Grab Bars GRA.BAR-XXX (Group 1 - PC or PB)	\$ 441
Universal Grab Bars UGB-XXX (Group 1 - PC or PB)	\$ 473

HYDRO COAT HYC.COA	\$ 305
-----------------------------	--------

HYDRO EXPRESS	
69.104-HYD.EXP	NET \$ 140

HYDRO FUSION	
Hydro Fusion (Tub Only) 29.102	\$ 798
Hydro Fusion with Ozone (Tub Only) 29.103	\$ 1,082
Hydro Fusion (TA, Whirlpool, Combo) 29.107	\$ 1,208

HYDRO INDULGE HYD.IND	\$ 2,646
--------------------------------	----------

HYDROZONE UV COMBO SYSTEM OZUV.XXX	
Whirlpool and Combo Systems only	
110 V OZUV.110	\$ 935
220 V OZUV.220	\$ 935

INLINE HEATER <i>Whirlpool and Combo Systems only</i>	
<i>No dedicated GFI required for 6 amp models.</i>	
12.50 Amps 1.5 KW - 110V 27.100	\$ 651
6.25 Amps 1.5 KW - 220V 27.101	\$ 704
6.00 Amps 0.75 KW 27.103	\$ 583

JETS <i>Additional finishes on page 121</i>	
Additional Jumbo or Rotating Jet (JET.JJ-XX JET.JR-XX)	
Group 1 - PC or PB	\$ 231
Additional Standard or Swirling Jet (JET.STD-XX JET.SWI-XX)	
Group 1 - PC or PB	\$ 221
Jumbo Jet Upgrade JUP.JJ-XX	\$ 100
Rotating Jet Upgrade JUP.JR-XX	\$ 100
Swirling Jet Upgrade JUP.SWI-XX	\$ 63
Micro Therapy Jet MTJ.XXX (BIS, BLA, BON, SIL, WHI)	\$ 179
Custom Jet Locations 69.116-CUS.JET	No Charge
<i>(Must include drawing of locations)</i>	

JET PLATING *For jet plating options go to page 122*

LIGHTING LED Bath Light Chromatherapy System LIG.LED	\$ 662
---	--------

LOW WATER PROTECTION (Includes 30 minute timer)	
110V LOW.WAT-110	\$ 341
220V LOW.WAT-220	\$ 368

MICRO MOUNT 69.140MCREDG	\$ 126
-----------------------------------	--------

NECK MASSEUSE JET PILLOW PIL.NEC-XX	\$ 683
Available in black, bone and white.	

PADDED HEADREST PILLOW 41.128 (Black only)	\$ 137
---	--------

PUMPS	
Custom Pump Locations 69.116-CUS.PMP	No Charge
Pump Upgrades PMP.UP (110V to 220V on 2.25 H.P. only)	\$ 289

REMOTE CONTROL REM.CON	\$ 609
<i>Must have thermal air system to purchase</i>	

WASTE & OVERFLOW <i>For finishes go to page 122</i>	
Cable W/O WOV.XX	No Charge
Integral W/O (Std. round) IWO.XX	\$ 341
Linear Integral W/O LWO-XXX	\$ 341

RUBY

60”L x 36”W x 19”D	72”L x 36”W x 16”D
60”L x 42”W x 16”D	73”L x 42”W x 19”D
60”L x 42”W x 19”D	



MODEL / PRICING

RUB6036STO	Tub Only	\$ 2,836	RUB6042SCO	Combo System	\$ 7,046	RUB7236STA	Thermal Air	\$ 6,094
RUB6036SWP	Whirlpool (6)	\$ 5,361	RUB6042STOS	Tub Only	\$ 2,836	RUB7236SCO	Combo System	\$ 7,554
RUB6036STA	Thermal Air	\$ 5,585	RUB6042SWPS	Whirlpool (6)	\$ 5,361	RUB7342STO	Tub Only	\$ 3,060
RUB6036SCO	Combo System	\$ 7,046	RUB6042STAS	Thermal Air	\$ 5,585	RUB7342SWP	Whirlpool (6)	\$ 5,869
RUB6042STO	Tub Only	\$ 2,836	RUB6042SCOS	Combo System	\$ 7,046	RUB7342STA	Thermal Air	\$ 6,094
RUB6042SWP	Whirlpool (6)	\$ 5,361	RUB7236STO	Tub Only	\$ 3,060	RUB7342SCO	Combo System	\$ 7,554
RUB6042STA	Thermal Air	\$ 5,585	RUB7236SWP	Whirlpool (6)	\$ 5,869			

COLORS *Additional lead time is required for premium colors*

HYDROLUXE SS™ BATHTUB COLORS	
Standard Colors: Almond White Biscuit	Included
Premium Colors:	\$ 2,037
Black Blue Carbon Gray Espresso Lime Green	
Olive Pink Red Royal Blue Sky Blue Violet Yellow	
<i>Custom colors available. Please check with Hydro Systems.</i>	
Matte Finish STON.MAT	NO CHARGE UPGRADE

BACK MASSEUSE SYSTEMS

System II - Electronic Control (WP/CO) BAC.MA2-XXX	\$ 1,460
System III - Electronic Control (TA) BAC.MA3-XXX	\$ 2,310

EXPORT CRATE FRT.EXPCRT	NET \$ 137
----------------------------------	------------

GRAB BARS (Pair) *Additional finishes on page 121*

Standard Grab Bars GRA.BAR-XXX (Group 1 - PC or PB)	\$ 441
Universal Grab Bars UGB-XXX (Group 1 - PC or PB)	\$ 473

HYDRO COAT HYC.COA	\$ 305
-----------------------------	--------

HYDRO EXPRESS

69.104-HYD.EXP	NET \$ 140
----------------	------------

HYDRO FUSION

Hydro Fusion (Tub Only) 29.102	\$ 798
Hydro Fusion with Ozone (Tub Only) 29.103	\$ 1,082
Hydro Fusion (TA, Whirlpool, Combo) 29.107	\$ 1,208

HYDRO INDULGE HYD.IND	\$ 2,646
--------------------------------	----------

HYDROZONE UV COMBO SYSTEM | OZUV.XXX

Whirlpool and Combo Systems only	
110 V OZUV.110	\$ 935
220 V OZUV.220	\$ 935

INLINE HEATER *Whirlpool and Combo Systems only*

No dedicated GFI required for 6 amp models.

12.50 Amps 1.5 KW - 110V 27.100	\$ 651
6.25 Amps 1.5 KW - 220V 27.101	\$ 704
6.00 Amps 0.75 KW 27.103	\$ 583

SLATE

60”L x 32”W x 23”D - end drain	66”L x 34”W x 24”D - center drain
60”L x 32”W x 24”D - center drain	72”L x 36”W x 24”D - center drain

Linear W/O Included (please specify finish)

Includes lumbar support

Remote blower required for Thermal Air system



MODEL / PRICING

SLA6032STO	Tub Only	\$ 5,682	SLA6634STO	Tub Only	\$ 6,254
SLA6032STA	Thermal Air	\$ 8,993	SLA6634STA	Thermal Air	\$ 9,560
SLC6032STO	Tub Only	\$ 5,682	SLA7236STO	Tub Only	\$ 6,409
SLC6032STA	Thermal Air	\$ 8,993	SLA7236STA	Thermal Air	\$ 9,732

COLORS *Additional lead time is required for premium colors*

HYDROLUXE SS™ BATHTUB COLORS	
Standard Colors: Almond White Biscuit	Included
Premium Colors:	\$ 2,037
Black Blue Carbon Gray Espresso Lime Green	
Olive Pink Red Royal Blue Sky Blue Violet Yellow	
Dual Color Option:	NET \$ 2,037

FINISH

Matte Finish STON.MAT	NO CHARGE UPGRADE
Polished Finish STON.POL	NO CHARGE UPGRADE
Matte Gloss Combination STON.TWOTONE	\$ 331
(Please specify finish on all orders)	

SURFACES (outside only)

Faux Metallic: Galvanized [GAL] Weathered Nickel [WN]	\$ 3,308
Metallic: Polished Nickel [PN]	\$ 16,538
MODEL/METAL/COLOR (XXX.XXX.XXX)	

EXPORT CRATE FRT.EXPCRT	NET \$ 137
----------------------------------	------------

HYDRO COAT HYC.COA	\$ 305
-----------------------------	--------

HYDRO EXPRESS

69.104-HYD.EXP	NET \$ 250
----------------	------------

HYDROZONE	INCLUDED ON THERMAL AIR
------------------	-------------------------

ISLAND TUB DRAIN | ITD.XXX

ABS, PVC ITD.ABS ITD.PVC	\$ 341
Cast Iron ITD.CST	\$ 415

PADDED HEADREST PILLOW 41.128 (Black only)	\$ 137
---	--------

REMOTE CONTROL REM.CON	\$ 609
---------------------------------	--------

Must have thermal air system to purchase

WASTE & OVERFLOW

Linear Integral W/O LWO-XXX	INCLUDED
WHI, BIS, PC, PB, PN, BC, BB, BN, SC, SB, SN, ORB, PE, MB	
Gold Finish Upgrade (PG, BG)	\$ 462



STUDIO COLLECTION
OPTIONS & ACCESSORIES

ACRYLIC BATHTUB COLORS

Standard Colors: Bone | White | Biscuit Included

EXPORT CRATE | FRT.EXPCRT NET \$ 142

FREIGHT Call for freight quotes

Customer will be billed for freight on all Studio Collection tubs unless otherwise stated on a quote or a prior arrangement that is submitted in writing.

HYDRO COAT | HYC.COA \$ 305

HYDRO EXPRESS

69.104-HYD.EXP NET \$ 140
Freestanding Collection NET \$ 250

Move your order up the front of the line to get it manufactured quicker. Does not change ship time.
Please contact Hydro Systems for lead times on Hydro Express. Hydro Systems must receive your order prior to 10:00 a.m. (PST). Order must be marked "Hydro Express."
Hydro Express can only accept a fixed number of express orders every day. Hydro Express does not reflect delivery time. Hydro Expresses are non-cancellable.

HYDROZONE SYSTEM | 31.100 NET \$ 425

INLINE HEATER

Whirlpool systems only. No dedicated GFI required for 6 amp models.

12.50 Amps 1.5 KW - 110V | 27.100 \$ 651
6.00 Amps 0.75 KW | 27.103 \$ 583

ISLAND TUB DRAIN | ITD.XXX

Helps reduce installation time on all freestanding tubs.
ABS, PVC | ITD.ABS | ITD.PVC \$ 341
Cast Iron | ITD.CST \$ 415

JET PLATING FOR PVC WHIRLPOOL SYSTEMS

Clear / Brass / Chrome. Trim kit covers jet escutcheons, suction, and electronic soft touch pad.
Polished Chrome | STU-PLA.BUI-PC \$ 357
Polished Brass | STU-PLA.BUI-PB \$ 357

PUMPS

Custom Pump Locations | 69.116-CUS.PMP \$ 200
(Drawing of pump locations is required)

SKIRTS

Removable Access Panel Skirt
60" | BSK.60 \$ 436
70" | BSK.72 \$ 562

Corner Skirt | BSK.COR \$ 772

Integral Skirt Access Panel | STU-SKI.INT-PAN \$ 200
Removable panel for Studio bathtubs

TILE FLANGES | FLA.MO-X \$ 200

Must be specified at time of order (1, 2, 3, or 4 Sided).
Not available on all models.

WASTE & OVERFLOW

Cable W/O
Polished Chrome | STU-WOB.PC \$ 263
Polished Brass | STU-WOB.PB \$ 320

Integral W/O (Std. round)
Waste and overflow manufactured as part of the bath.
Comes standard as a round overflow cover.
Drain will be a tip-toe style and drain outlet will be a direct drain.

Polished Chrome | STU-IWO.PC \$ 341
Polished Brass | STU-IWO.PB \$ 341

Linear Integral W/O | LWO-XXX
Available only on freestanding models.

Polished Chrome | LWO.PC No Charge
Upgrade Finishes \$ 341
(BN, SN, PN, ORB, WHI, BIS, SB, BB, PB, BC, SC, PEW, MB)

AUBRY

60"L x 32"W x 20"D - end drain
Linear Integral W/O Included (please specify finish)
Built in faucet deck
Remote blower required for Thermal Air system



MODEL / PRICING

SAUB6032ATO Tub Only \$ 2,410 | SAUB6032ATA Thermal Air \$ 4,703

ACRYLIC BATHTUB COLORS

Standard Colors: Bone | White | Biscuit Included

EXPORT CRATE | FRT.EXPCRT NET \$ 142

HYDRO COAT | HYC.COA \$ 305

HYDRO EXPRESS

69.104-HYD.EXP NET \$ 250

HYDROZONE SYSTEM | 31.100 NET \$ 425

ISLAND TUB DRAIN | ITD.XXX

ABS, PVC | ITD.ABS | ITD.PVC \$ 341
Cast Iron | ITD.CST \$ 415

WASTE & OVERFLOW

Linear Integral W/O (Standard)
Polished Chrome | LWO.PC NO UP CHARGE
Polished Brass | LWO.PB NO UP CHARGE
Upgrade Finishes | LWO-XXX \$ 341
(BN, SN, PN, ORB, WHI, BIS, SB, BB, PB, BC, SC, PEW, MB)

Integral W/O (Option for round W/O)
Polished Chrome | STU-IWO.PC NO UP CHARGE
Polished Brass | STU-IWO.PB NO UP CHARGE
Upgrade Finishes | STU-IWO-XXX \$ 341
(BN, SN, PN, ORB, WHI, BIS, SB, BB, PB, BC, SC, PEW, MB)

BREANNE

66"L x 36"W x 25"D - side center drain
Linear Integral W/O Included (please specify finish)
Built in faucet deck
Remote blower required for Thermal Air system



MODEL / PRICING

SBRE6636ATO Tub Only \$ 2,830 | SBRE6636ATA Thermal Air \$ 5,275

ACRYLIC BATHTUB COLORS

Standard Colors: Bone | White | Biscuit Included

ACCESS PANEL | SBRE-ACC.PNL \$ 595

EXPORT CRATE | FRT.EXPCRT NET \$ 142

HYDRO COAT | HYC.COA \$ 305

HYDRO EXPRESS

69.104-HYD.EXP NET \$ 250

HYDROZONE SYSTEM | 31.100 NET \$ 425

ISLAND TUB DRAIN | ITD.XXX

ABS, PVC | ITD.ABS | ITD.PVC \$ 341
Cast Iron | ITD.CST \$ 415

WASTE & OVERFLOW

Linear Integral W/O (Standard)
Polished Chrome | LWO.PC NO UP CHARGE
Polished Brass | LWO.PB NO UP CHARGE
Upgrade Finishes | LWO-XXX \$ 341
(BN, SN, PN, ORB, WHI, BIS, SB, BB, PB, BC, SC, PEW, MB)

Integral W/O (Option for round W/O)
Polished Chrome | STU-IWO.PC NO UP CHARGE
Polished Brass | STU-IWO.PB NO UP CHARGE
Upgrade Finishes | STU-IWO-XXX \$ 341
(BN, SN, PN, ORB, WHI, BIS, SB, BB, PB, BC, SC, PEW, MB)

CHARLIZE

70”L x 36”W x 22”D - center drain
Linear Integral W/O Included (please specify finish)
Built in facuet deck
Remote blower required for Thermal Air system



MODEL / PRICING

SCHR7036ATO	Tub Only	\$ 3,140	SCHR7036ATA	Thermal Air	\$ 5,446
-------------	----------	----------	-------------	-------------	----------

ACRYLIC BATHTUB COLORS

Standard Colors: Bone | White | Biscuit Included

EXPORT CRATE | FRT.EXPCRT NET \$ 142

HYDRO COAT | HYC.COA \$ 305

HYDRO EXPRESS

69.104-HYD.EXP NET \$ 250

HYDROZONE SYSTEM | 31.100 NET \$ 425

ISLAND TUB DRAIN

 | ITD.XXX

ABS, PVC | ITD.ABS | ITD.PVC \$ 341
Cast Iron | ITD.CST \$ 415

WASTE & OVERFLOW

Linear Integral W/O (Standard)
Polished Chrome | LWO.PC NO UP CHARGE
Polished Brass | LWO.PB NO UP CHARGE
Upgrade Finishes | LWO-XXX \$ 341
(BN, SN, PN, ORB, WHI, BIS, SB, BB, PB, BC, SC, PEW, MB)

Integral W/O (Option for round W/O)
Polished Chrome | STU-IWO.PC NO UP CHARGE
Polished Brass | STU-IWO.PB NO UP CHARGE
Upgrade Finishes | STU-IWO-XXX \$ 341
(BN, SN, PN, ORB, WHI, BIS, SB, BB, PB, BC, SC, PEW, MB)

EVELINE

66”L x 32”W x 24”D - center drain
72”L x 36”W x 24”D - center drain
Linear Integral W/O Included (please specify finish)
Built in faucet deck
Remote blower required for Thermal Air system



MODEL / PRICING

EVE6632ATO	Tub Only	\$ 2,714	EVE7236ATO	Tub Only	\$ 2,830
EVE6632ATA	Thermal air	\$ 4,553	EVE7236ATA	Thermal Air	\$ 4,681

ACRYLIC BATHTUB COLORS

Standard Colors: Bone | White | Biscuit Included

EXPORT CRATE | FRT.EXPCRT NET \$ 142

HYDRO COAT | HYC.COA \$ 305

HYDRO EXPRESS

69.104-HYD.EXP NET \$ 250

HYDROZONE SYSTEM | 31.100 NET \$ 425

ISLAND TUB DRAIN

 | ITD.XXX

ABS, PVC | ITD.ABS | ITD.PVC \$ 341
Cast Iron | ITD.CST \$ 415

WASTE & OVERFLOW

Linear Integral W/O (Standard)
Polished Chrome | LWO.PC NO UP CHARGE
Polished Brass | LWO.PB NO UP CHARGE
Upgrade Finishes | LWO-XXX \$ 341
(BN, SN, PN, ORB, WHI, BIS, SB, BB, PB, BC, SC, PEW, MB)

Integral W/O (Option for round W/O)
Polished Chrome | STU-IWO.PC NO UP CHARGE
Polished Brass | STU-IWO.PB NO UP CHARGE
Upgrade Finishes | STU-IWO-XXX \$ 341
(BN, SN, PN, ORB, WHI, BIS, SB, BB, PB, BC, SC, PEW, MB)

KONA W/ Flange & Skirt

60”L x 42”W x 15”D
60”L x 42”W x 18”D
60”L x 42”W x 20”D
60”L x 36”W x 15”D
Gel coat model
Specify LH or RH Drain
(Add LH or RH to end of model code)



MODEL / PRICING

KON6015GTO	Tub Only	\$ 809	KON6020GTO	Tub Only	\$ 835
KON6015GWP	Whirlpool (6)	\$ 1,990	KON6020GWP	Whirlpool (6)	\$ 2,006
KON6018GTO	Tub Only	\$ 819	KON6036GTO	Tub Only	\$ 803
KON6018GWP	Whirlpool (6)	\$ 2,006	KON6036GWP	Whirlpool (6)	\$ 2,017

ACRYLIC BATHTUB COLORS

Standard Colors: Bone | White | Biscuit Included

EXPORT CRATE | FRT.EXPCRT NET \$ 142

HYDRO COAT | HYC.COA \$ 305

HYDRO EXPRESS

69.104-HYD.EXP NET \$ 140

HYDROZONE SYSTEM | 31.100 NET \$ 425

INLINE HEATER

Whirlpool systems only. No dedicated GFI required for 6 amp models.

12.50 Amps 1.5 KW - 110V | 27.100 \$ 651
6.00 Amps 0.75 KW | 27.103 \$ 583

JET PLATING FOR PVC WHIRLPOOL SYSTEMS

Clear / Brass / Chrome. Trim kit covers jet escutcheons, suction, and electronic soft touch pad.
Polished Chrome | STU-PLA.BUI-PC \$ 357
Polished Brass | STU-PLA.BUI-PB \$ 357

PUMPS

Custom Pump Locations | 69.116-CUS.PMP \$ 200
(Drawing of pump locations is required)

WASTE & OVERFLOW

Cable W/O
Polished Chrome | STU-WOB.PC \$ 263
Polished Brass | STU-WOB.PB \$ 320
Integral W/O (Std. round)
Polished Chrome | STU-IWO.PC \$ 341
Polished Brass | STU-IWO.PB \$ 341

MODEL FEATURES

- Gel Coat / Fiberglass bathtub
- Includes integral tile flange and skirt (no access panel)
- Integral Tub E-Z level platform with pump installed; facilitates easy installation (standard pump location only)
- Directional, volume controllable jets, 1.25 HP whirlpool system
- Silent air induction
- Suction cover

LINDSEY

60”L x 30”W x 20”D
60”L x 32”W x 20”D
60”L x 36”W x 20”D
66”L x 32”W x 20”D
66”L x 36”W x 20”D
72”L x 36”W x 20”D



MODEL / PRICING

LIN6030ATO	Tub Only	\$ 1,491	LIN6036ATO	Tub Only	\$ 1,533	LIN6636ATO	Tub Only	\$ 1,638
LIN6030AWP	Whirlpool (6)	\$ 2,664	LIN6036AWP	Whirlpool (6)	\$ 2,712	LIN6636AWP	Whirlpool (6)	\$ 2,787
LIN6030ATA	Thermal Air	\$ 2,739	LIN6036ATA	Thermal Air	\$ 2,830	LIN6636ATA	Thermal Air	\$ 2,900
LIN6032ATO	Tub Only	\$ 1,465	LIN6632ATO	Tub Only	\$ 1,549	LIN7236ATO	Tub Only	\$ 1,780
LIN6032AWP	Whirlpool (6)	\$ 2,686	LIN6632AWP	Whirlpool (6)	\$ 2,734	LIN7236AWP	Whirlpool (6)	\$ 2,964
LIN6032ATA	Thermal Air	\$ 2,798	LIN6632ATA	Thermal Air	\$ 2,846	LIN7236ATA	Thermal Air	\$ 3,253

MARIE W/ Flange & Skirt

60”L x 42”W x 20”D
Specify LH or RH Drain
(Add LH or RH to end of model code)



MODEL / PRICING

MAR6042ATO	Tub Only	\$ 1,229	MAR6042AWP	Whirlpool (6)	\$ 2,868	MAR6042ATA	Thermal Air	\$ 3,782
------------	----------	----------	------------	---------------	----------	------------	-------------	----------

ACRYLIC BATHTUB COLORS

Standard Colors: Bone White Biscuit	Included
--	----------

EXPORT CRATE FRT.EXPCRT	NET \$ 142
----------------------------------	------------

HYDRO COAT HYC.COA	\$ 305
-----------------------------	--------

HYDRO EXPRESS	
69.104-HYD.EXP	NET \$ 140

HYDROZONE SYSTEM 31.100	NET \$ 425
----------------------------------	------------

INLINE HEATER	
<i>Whirlpool systems only. No dedicated GFI required for 6 amp models.</i>	
12.50 Amps 1.5 KW - 110V 27.100	\$ 651
6.00 Amps 0.75 KW 27.103	\$ 583

JET PLATING FOR PVC WHIRLPOOL SYSTEMS

Clear / Brass / Chrome. Trim kit covers jet escutcheons, suction, and electronic soft touch pad.	
Polished Chrome STU-PLA.BUI-PC	\$ 357
Polished Brass STU-PLA.BUI-PB	\$ 357

PUMPS

Custom Pump Locations 69.116-CUS.PMP	\$ 200
<i>(Drawing of pump locations is required)</i>	

SKIRT *(factory installed)*

BSK.XXA	PRICE VARIES BASED ON SIZE
---------	----------------------------

TILE FLANGES FLA.MO-X	\$ 200
--------------------------------	--------

Must be specified at time of order (1, 2, 3, or 4 Sided).

UNDERMOUNT UNDRMT	No Charge
----------------------------	-----------

WASTE & OVERFLOW	
Cable W/O	
Polished Chrome STU-WOB.PC	\$ 263
Polished Brass STU-WOB.PB	\$ 320
Integral W/O (Std. round)	
Polished Chrome STU-IWO.PC	\$ 341
Polished Brass STU-IWO.PB	\$ 341

MODEL FEATURES

- Acrylic bathtub
- Integral Tub E-Z level platform with pump installed; facilitates easy installation (standard pump location only)
- Directional, volume controllable jets, 1.25 HP whirlpool system
- Silent air induction
- Suction cover

ACRYLIC BATHTUB COLORS

Standard Colors: Bone White Biscuit	Included
--	----------

EXPORT CRATE FRT.EXPCRT	NET \$ 142
----------------------------------	------------

HYDRO COAT HYC.COA	\$ 305
-----------------------------	--------

HYDRO EXPRESS	
69.104-HYD.EXP	NET \$ 140

HYDROZONE SYSTEM 31.100	NET \$ 425
----------------------------------	------------

INLINE HEATER	
<i>Whirlpool systems only. No dedicated GFI required for 6 amp models.</i>	
12.50 Amps 1.5 KW - 110V 27.100	\$ 651
6.00 Amps 0.75 KW 27.103	\$ 583

JET PLATING FOR PVC WHIRLPOOL SYSTEMS

Clear / Brass / Chrome. Trim kit covers jet escutcheons, suction, and electronic soft touch pad.	
Polished Chrome STU-PLA.BUI-PC	\$ 357
Polished Brass STU-PLA.BUI-PB	\$ 357

PUMPS

Custom Pump Locations 69.116-CUS.PMP	\$ 200
<i>(Drawing of pump locations is required)</i>	

WASTE & OVERFLOW	
Cable W/O	
Polished Chrome STU-WOB.PC	\$ 263
Polished Brass STU-WOB.PB	\$ 320
Integral W/O (Std. round)	
Polished Chrome STU-IWO.PC	\$ 341
Polished Brass STU-IWO.PB	\$ 341

MODEL FEATURES

- Acrylic bathtub
- Includes integral tile flange and skirt (no access panel)
- Includes grab bars
- Integral Tub E-Z level platform with pump installed; facilitates easy installation (standard pump location only)
- Directional, volume controllable jets, 1.25 HP whirlpool system
- Silent air induction
- Suction cover

REGAN W/ Flange & Skirt

54”L x 36”W x 18”D - no flange on skirt - offset drain
60”L x 32”W x 18”D
60”L x 36”W x 18”D
66”L x 32”W x 15”D
66”L x 32”W x 18”D
72”L x 32”W x 20”D
Specify RH or LH Drain



MODEL / PRICING

REG5436ATO	Tub Only	\$ 1,344	REG6036ATO	Tub Only	\$ 1,176	REG6632ATO	Tub Only	\$ 1,260
REG5436AWP	Whirlpool (6)	\$ 2,932	REG6036AWP	Whirlpool (6)	\$ 2,857	REG6632AWP	Whirlpool (6)	\$ 2,910
REG5436ATA	Thermal Air	\$ 3,996	REG6036ATA	Thermal Air	\$ 3,766	REG6632ATA	Thermal Air	\$ 3,820
REG6032ATO	Tub Only	\$ 1,061	REG6632ATOS	Tub Only	\$ 1,260	REG7232ATO	Tub Only	\$ 1,349
REG6032AWP	Whirlpool (6)	\$ 2,616	REG6632AWPS	Whirlpool (6)	\$ 2,910	REG7232AWP	Whirlpool (6)	\$ 2,943
REG6032ATA	Thermal Air	\$ 3,531	REG6632ATAS	Thermal Air	\$ 3,820	REG7232ATA	Thermal Air	\$ 4,013

SHANNON W/ Flange & Skirt

60”L x 30”W x 20”D
60”L x 32”W x 20”D
66”L x 32”W x 20”D
Specify LH or RH Drain
(Add LH or RH to end of model code)



MODEL / PRICING

SHA6030ATO	Tub Only	\$ 1,292	SHA6032ATO	Tub Only	\$ 1,313	SHA6632ATO	Tub Only	\$ 1,460
SHA6030AWP	Whirlpool (6)	\$ 1,974	SHA6032AWP	Whirlpool (6)	\$ 2,001	SHA6632AWP	Whirlpool (6)	\$ 2,151
SHA6030ATA	Thermal Air	\$ 2,210	SHA6032ATA	Thermal Air	\$ 2,242	SHA6632ATA	Thermal Air	\$ 2,386

ACRYLIC BATHTUB COLORS

Standard Colors: Bone White Biscuit	Included
---	----------

EXPORT CRATE FRT.EXPCRT	NET \$ 142
---------------------------	------------

HYDRO COAT HYC.COA	\$ 305
----------------------	--------

HYDRO EXPRESS

69.104-HYD.EXP	NET \$ 140
----------------	------------

HYDROZONE SYSTEM 31.100	NET \$ 425
---------------------------	------------

INLINE HEATER

Whirlpool systems only. No dedicated GFI required for 6 amp models.	
12.50 Amps 1.5 KW - 110V 27.100	\$ 651
6.00 Amps 0.75 KW 27.103	\$ 583

JET PLATING FOR PVC WHIRLPOOL SYSTEMS

Clear / Brass / Chrome. Trim kit covers jet escutcheons, suction, and electronic soft touch pad.	
Polished Chrome STU-PLA.BUI-PC	\$ 357
Polished Brass STU-PLA.BUI-PB	\$ 357

PUMPS

Custom Pump Locations 69.116-CUS.PMP	\$ 200
(Drawing of pump locations is required)	

SKIRT

Integral Skirt Access Panel STU-SKI.INT-PAN	\$ 200
---	--------

WASTE & OVERFLOW

Cable W/O	
Polished Chrome STU-WOB.PC	\$ 263
Polished Brass STU-WOB.PB	\$ 320

MODEL FEATURES

- Acrylic bathtub
- Includes integral tile flange and skirt (no access panel)
- Includes grab bars
- Integral Tub E-Z level platform with pump installed; facilitates easy installation (standard pump location only)
- Directional, volume controllable jets, 1.25 HP whirlpool system
- Silent air induction
- Suction cover

24 HOUR IN STOCK PROGRAM

- Available on the 60x32 model
- Available in white only
- Available on tub only
- Maximum of 4 tubs per order
- Must specify on purchase order: “Pull from 24 hour stock”

ACRYLIC BATHTUB COLORS

Standard Colors: Bone White Biscuit	Included
---	----------

EXPORT CRATE FRT.EXPCRT	NET \$ 142
---------------------------	------------

HYDRO COAT HYC.COA	\$ 305
----------------------	--------

HYDRO EXPRESS

69.104-HYD.EXP	NET \$ 140
----------------	------------

HYDROZONE SYSTEM 31.100	NET \$ 425
---------------------------	------------

INLINE HEATER

Whirlpool systems only. No dedicated GFI required for 6 amp models.	
12.50 Amps 1.5 KW - 110V 27.100	\$ 651
6.00 Amps 0.75 KW 27.103	\$ 583

JET PLATING FOR PVC WHIRLPOOL SYSTEMS

Clear / Brass / Chrome. Trim kit covers jet escutcheons, suction, and electronic soft touch pad.	
Polished Chrome STU-PLA.BUI-PC	\$ 357
Polished Brass STU-PLA.BUI-PB	\$ 357

PUMPS

Custom Pump Locations 69.116-CUS.PMP	\$ 200
(Drawing of pump locations is required)	

SKIRT

Integral Skirt Access Panel STU-SKI.INT-PAN	\$ 200
---	--------

WASTE & OVERFLOW

Cable W/O	
Polished Chrome STU-WOB.PC	\$ 263
Polished Brass STU-WOB.PB	\$ 320

Integral W/O (Std. round)	
Polished Chrome STU-IWO.PC	\$ 341
Polished Brass STU-IWO.PB	\$ 341

24 HOUR IN STOCK PROGRAM

- Available on the 60x32 model
- Available in white only
- Available on tub only
- Maximum of 4 tubs per order
- Must specify on purchase order: “Pull from 24 hour stock”

STUDIO 5959

59”L x 59”W x 21”D



MODEL / PRICING

STU5959ATO	Tub Only	\$ 1,265	STU5959AWP	Whirlpool (6)	\$ 2,734	STU5959ATA	Thermal Air	\$ 3,435
------------	----------	----------	------------	---------------	----------	------------	-------------	----------

ACRYLIC BATHTUB COLORS

Standard Colors:	Bone White Biscuit	Included
------------------	------------------------	----------

EXPORT CRATE	FRT.EXPCRT	NET \$ 142
--------------	------------	------------

HYDRO COAT	HYC.COA	\$ 305
------------	---------	--------

HYDRO EXPRESS	69.104-HYD.EXP	NET \$ 140
---------------	----------------	------------

HYDROZONE SYSTEM	31.100	NET \$ 425
------------------	--------	------------

INLINE HEATER

Whirlpool systems only. No dedicated GFI required for 6 amp models.		
12.50 Amps 1.5 KW - 110V	27.100	\$ 651
6.00 Amps 0.75 KW	27.103	\$ 583

JET PLATING FOR PVC WHIRLPOOL SYSTEMS

PC, PB	STU-PLA.BUI-XX	\$ 357
--------	----------------	--------

PUMPS	CUSTOM LOCATION	69.116-CUS.PMP	\$ 200
-------	-----------------	----------------	--------

SKIRT	BSK.COR	(factory installed)	\$ 772
-------	---------	---------------------	--------

TILE FLANGES	FLA.MO-X	\$ 200
--------------	----------	--------

WASTE & OVERFLOW

Cable W/O	STU-WOB.PC	\$ 263	STU-WOB.PB	\$ 320
Integral W/O	STU-IWO.PC or STU-IWO.PB	\$ 341		

MODEL FEATURES

- Acrylic bathtub
- Integral Tub E-Z level platform with pump installed; facilitates easy installation (standard pump location only)
- Directional, volume controllable jets, 1.25 HP whirlpool system
- Silent air induction
- Suction cover

STUDIO 6036

60”L x 36”W x 19”D

Includes armrests



MODEL / PRICING

STU6036ATO	Tub Only	\$ 935	STU6036AWP	Whirlpool (6)	\$ 2,194	STU6036ATA	Thermal Air	\$ 3,098
------------	----------	--------	------------	---------------	----------	------------	-------------	----------

ACRYLIC BATHTUB COLORS

Standard Colors:	Bone White Biscuit	Included
------------------	------------------------	----------

EXPORT CRATE	FRT.EXPCRT	NET \$ 142
--------------	------------	------------

HYDRO COAT	HYC.COA	\$ 305
------------	---------	--------

HYDRO EXPRESS	69.104-HYD.EXP	NET \$ 140
---------------	----------------	------------

HYDROZONE SYSTEM	31.100	NET \$ 425
------------------	--------	------------

INLINE HEATER

Whirlpool systems only. No dedicated GFI required for 6 amp models.		
12.50 Amps 1.5 KW - 110V	27.100	\$ 651
6.00 Amps 0.75 KW	27.103	\$ 583

JET PLATING FOR PVC WHIRLPOOL SYSTEMS

PC, PB	STU-PLA.BUI-XX	\$ 357
--------	----------------	--------

PUMPS	CUSTOM LOCATION	69.116-CUS.PMP	\$ 200
-------	-----------------	----------------	--------

SKIRT	BSK.60	(factory installed - no access on tub only)	\$ 436
-------	--------	---	--------

TILE FLANGES	FLA.MO-X	\$ 200
--------------	----------	--------

UNDERMOUNT	UNDRMT	No Charge
------------	--------	-----------

WASTE & OVERFLOW

Cable W/O	STU-WOB.PC	\$ 263	STU-WOB.PB	\$ 320
Integral W/O	STU-IWO.PC or STU-IWO.PB	\$ 341		

MODEL FEATURES

- Acrylic bathtub
- Integral Tub E-Z level platform with pump installed; facilitates easy installation (standard pump location only)
- Directional, volume controllable jets, 1.25 HP whirlpool system
- Silent air induction
- Suction cover

STUDIO 6032

60”L x 32”W x 19”D

Includes armrests

Standard model comes with grab bars.

To order without grab bars include “.LG” on model number. Example: (STU6042ATO.LG)



MODEL / PRICING

STU6032ATO	Tub Only	\$ 935	STU6032AWP	Whirlpool (6)	\$ 2,194	STU6032ATA	Thermal Air	\$ 3,098
------------	----------	--------	------------	---------------	----------	------------	-------------	----------

ACRYLIC BATHTUB COLORS

Standard Colors:	Bone White Biscuit	Included
------------------	------------------------	----------

EXPORT CRATE	FRT.EXPCRT	NET \$ 142
--------------	------------	------------

HYDRO COAT	HYC.COA	\$ 305
------------	---------	--------

HYDRO EXPRESS	69.104-HYD.EXP	NET \$ 140
---------------	----------------	------------

HYDROZONE SYSTEM	31.100	NET \$ 425
------------------	--------	------------

INLINE HEATER

Whirlpool systems only. No dedicated GFI required for 6 amp models.		
12.50 Amps 1.5 KW - 110V	27.100	\$ 651
6.00 Amps 0.75 KW	27.103	\$ 583

JET PLATING FOR PVC WHIRLPOOL SYSTEMS

PC, PB	STU-PLA.BUI-XX	\$ 357
--------	----------------	--------

PUMPS	CUSTOM LOCATION	69.116-CUS.PMP	\$ 200
-------	-----------------	----------------	--------

SKIRT	BSK.COR	(factory installed)	\$ 772
-------	---------	---------------------	--------

TILE FLANGES	FLA.MO-X	\$ 200
--------------	----------	--------

UNDERMOUNT	UNDRMT	No Charge
------------	--------	-----------

WASTE & OVERFLOW

Cable W/O	STU-WOB.PC	\$ 263	STU-WOB.PB	\$ 320
Integral W/O	STU-IWO.PC or STU-IWO.PB	\$ 341		

24 HOUR IN STOCK PROGRAM

- Available in white only
- Available on tub only
- Maximum of 4 tubs per order
- Includes grab bars
- Must specify on purchase order: “Pull from 24 hour stock”

STUDIO 6042

60”L x 42”W x 20”D

Standard model comes with grab bars

To order without grab bars include “.LG” on model number. Example: (STU6042ATO.LG)



MODEL / PRICING

STU6042ATO	Tub Only	\$ 935	STU6042AWP	Whirlpool (6)	\$ 2,215	STU6042ATA	Thermal Air	\$ 3,103
------------	----------	--------	------------	---------------	----------	------------	-------------	----------

ACRYLIC COLORS	Bone White Biscuit	Included
----------------	------------------------	----------

EXPORT CRATE	FRT.EXPCRT	NET \$ 142
--------------	------------	------------

HYDRO COAT	HYC.COA	\$ 305
------------	---------	--------

HYDRO EXPRESS	69.104-HYD.EXP	NET \$ 140
---------------	----------------	------------

HYDROZONE SYSTEM	31.100	NET \$ 425
------------------	--------	------------

INLINE HEATER

Whirlpool systems only.		
12.50 Amps 1.5 KW - 110V	27.100	\$ 651
6.00 Amps 0.75 KW	27.103	\$ 583

JET PLATING FOR PVC WHIRLPOOL SYSTEMS

PC, PB	STU-PLA.BUI-XX	\$ 357
--------	----------------	--------

PUMPS	CUSTOM LOCATION	69.116-CUS.PMP	\$ 200
-------	-----------------	----------------	--------

SKIRT	BSK.COR	(factory installed)	\$ 772
-------	---------	---------------------	--------

TILE FLANGES	FLA.MO-X	\$ 200
--------------	----------	--------

UNDERMOUNT	UNDRMT	No Charge
------------	--------	-----------

WASTE & OVERFLOW

Cable W/O	STU-WOB.PC	\$ 263	STU-WOB.PB	\$ 320
Integral W/O	STU-IWO.PC or STU-IWO.PB	\$ 341		

MODEL FEATURES

- Acrylic bathtub
- Silent air induction
- Suction cover
- Includes grab bars (available without, please specify on order)
- Integral Tub E-Z level platform with pump installed; facilitates easy installation (standard pump location only)
- Directional, volume controllable jets, 1.25 HP whirlpool system

24 HOUR IN STOCK PROGRAM

- Avail. in white only
- Avail. on tub only
- Max. 4 tubs p/order
- Must specify on purchase order: “Pull from 24 hour stock”

STUDIO 7236

72”L x 36”W x 19”D
Includes armrests



MODEL / PRICING

STU7236ATO	Tub Only	\$ 1013	STU7236AWP	Whirlpool (6)	\$ 2,386	STU7236ATA	Thermal Air	\$ 3,178
------------	----------	---------	------------	---------------	----------	------------	-------------	----------

STUDIO 7242

72”L x 42”W x 20”D



MODEL / PRICING

STU7242ATO	Tub Only	\$ 1,108	STU7242AWP	Whirlpool (6)	\$ 2,589	STU7242ATA	Thermal Air	\$ 3,274
------------	----------	----------	------------	---------------	----------	------------	-------------	----------

ACRYLIC BATHTUB COLORS

Standard Colors:	Bone White Biscuit	Included
------------------	------------------------	----------

EXPORT CRATE	FRT.EXPCRT	NET \$ 142
--------------	------------	------------

HYDRO COAT	HYC.COA	\$ 305
------------	---------	--------

HYDRO EXPRESS

69.104-HYD.EXP	NET \$ 140
----------------	------------

HYDROZONE SYSTEM	31.100	NET \$ 425
------------------	--------	------------

INLINE HEATER

Whirlpool systems only. No dedicated GFI required for 6 amp models.		
12.50 Amps 1.5 KW - 110V	27.100	\$ 651
6.00 Amps 0.75 KW	27.103	\$ 583

JET PLATING FOR PVC WHIRLPOOL SYSTEMS

Clear / Brass / Chrome. Trim kit covers jet escutcheons, suction, and electronic soft touch pad.		
Polished Chrome	STU-PLA.BUI-PC	\$ 357
Polished Brass	STU-PLA.BUI-PB	\$ 357

PUMPS

Custom Pump Locations	69.116-CUS.PMP	\$ 200
(Drawing of pump locations is required)		

SKIRT	BSK.60 (factory installed - no access on tub only)	\$ 436
-------	--	--------

TILE FLANGES	FLA.MO-X	\$ 200
--------------	----------	--------

Must be specified at time of order (1, 2, 3, or 4 Sided).

UNDERMOUNT	UNDRMT	No Charge
------------	--------	-----------

WASTE & OVERFLOW

Cable W/O		
Polished Chrome	STU-WOB.PC	\$ 263
Polished Brass	STU-WOB.PB	\$ 320
Integral W/O (Std. round)		
Polished Chrome	STU-IWO.PC	\$ 341
Polished Brass	STU-IWO.PB	\$ 341

MODEL FEATURES

- Acrylic bathtub
- Integral Tub E-Z level platform with pump installed; facilitates easy installation (standard pump location only)
- Directional, volume controllable jets, 1.25 HP whirlpool system
- Silent air induction
- Suction cover

ACRYLIC BATHTUB COLORS

Standard Colors:	Bone White Biscuit	Included
------------------	------------------------	----------

EXPORT CRATE	FRT.EXPCRT	NET \$ 142
--------------	------------	------------

HYDRO COAT	HYC.COA	\$ 305
------------	---------	--------

HYDRO EXPRESS

69.104-HYD.EXP	NET \$ 140
----------------	------------

HYDROZONE SYSTEM	31.100	NET \$ 425
------------------	--------	------------

INLINE HEATER

Whirlpool systems only. No dedicated GFI required for 6 amp models.		
12.50 Amps 1.5 KW - 110V	27.100	\$ 651
6.00 Amps 0.75 KW	27.103	\$ 583

JET PLATING FOR PVC WHIRLPOOL SYSTEMS

Clear / Brass / Chrome. Trim kit covers jet escutcheons, suction, and electronic soft touch pad.		
Polished Chrome	STU-PLA.BUI-PC	\$ 357
Polished Brass	STU-PLA.BUI-PB	\$ 357

PUMPS

Custom Pump Locations	69.116-CUS.PMP	\$ 200
(Drawing of pump locations is required)		

SKIRT	BSK.COR (factory installed - no access on tub only)	\$ 772
-------	---	--------

TILE FLANGES	FLA.MO-X	\$ 200
--------------	----------	--------

Must be specified at time of order (1, 2, 3, or 4 Sided).

UNDERMOUNT	UNDRMT	No Charge
------------	--------	-----------

WASTE & OVERFLOW

Cable W/O		
Polished Chrome	STU-WOB.PC	\$ 263
Polished Brass	STU-WOB.PB	\$ 320
Integral W/O (Std. round)		
Polished Chrome	STU-IWO.PC	\$ 341
Polished Brass	STU-IWO.PB	\$ 341

MODEL FEATURES

- Acrylic bathtub
- Integral Tub E-Z level platform with pump installed; facilitates easy installation (standard pump location only)
- Directional, volume controllable jets, 1.25 HP whirlpool system
- Silent air induction
- Suction cover

24 HOUR IN STOCK PROGRAM

- Available in white only
- Available on tub only and whirlpool models
- Maximum of 4 tubs per order
- Must specify on purchase order: “Pull from 24 hour stock”

STUDIO DUAL OVAL

66”L x 44”W x 19”D
74”L x 44”W x 19”D



MODEL / PRICING

SDO6644ATO	Tub Only	\$ 1,386	SDO7444ATO	Tub Only	\$ 1,496
SDO6644AWP	Whirlpool (6)	\$ 3,028	SDO7444AWP	Whirlpool (6)	\$ 3,167
SDO6644ATA	Thermal Air	\$ 3,579	SDO7444ATA	Thermal Air	\$ 3,713

STUDIO HOURGLASS

60”L x 42”W x 21”D
72”L x 42”W x 21”D
Includes armrests



MODEL / PRICING

SHG6042ATO	Tub Only	\$ 1,297	SHG7242ATO	Tub Only	\$ 1,423
SHG6042AWP	Whirlpool (6)	\$ 2,985	SHG7242AWP	Whirlpool (6)	\$ 3,012
SHG6042ATA	Thermal Air	\$ 3,520	SHG7242ATA	Thermal Air	\$ 3,526

ACRYLIC BATHTUB COLORS

Standard Colors: Bone | White | Biscuit Included

EXPORT CRATE | FRT.EXPCRT NET \$ 142

HYDRO COAT | HYC.COA \$ 305

HYDRO EXPRESS

69.104-HYD.EXP NET \$ 140

HYDROZONE SYSTEM | 31.100 NET \$ 425

INLINE HEATER

Whirlpool systems only. No dedicated GFI required for 6 amp models.

12.50 Amps 1.5 KW - 110V 27.100	\$ 651
6.00 Amps 0.75 KW 27.103	\$ 583

JET PLATING FOR PVC WHIRLPOOL SYSTEMS

Clear / Brass / Chrome. Trim kit covers jet escutcheons, suction, and electronic soft touch pad.

Polished Chrome STU-PLA.BUI-PC	\$ 357
Polished Brass STU-PLA.BUI-PB	\$ 357

PUMPS

Custom Pump Locations | 69.116-CUS.PMP \$ 200
(Drawing of pump locations is required)

WASTE & OVERFLOW

Cable W/O

Polished Chrome STU-WOB.PC	\$ 263
Polished Brass STU-WOB.PB	\$ 320

Integral W/O (Std. round)

Polished Chrome STU-IWO.PC	\$ 341
Polished Brass STU-IWO.PB	\$ 341

MODEL FEATURES

- Acrylic bathtub
- Integral Tub E-Z level platform with pump installed; facilitates easy installation (standard pump location only)
- Directional, volume controllable jets, 1.25 HP whirlpool system
- Silent air induction
- Suction cover

ACRYLIC BATHTUB COLORS

Standard Colors: Bone | White | Biscuit Included

EXPORT CRATE | FRT.EXPCRT NET \$ 142

HYDRO COAT | HYC.COA \$ 305

HYDRO EXPRESS

69.104-HYD.EXP NET \$ 140

HYDROZONE SYSTEM | 31.100 NET \$ 425

INLINE HEATER

Whirlpool systems only. No dedicated GFI required for 6 amp models.

12.50 Amps 1.5 KW - 110V 27.100	\$ 651
6.00 Amps 0.75 KW 27.103	\$ 583

JET PLATING FOR PVC WHIRLPOOL SYSTEMS

Clear / Brass / Chrome. Trim kit covers jet escutcheons, suction, and electronic soft touch pad.

Polished Chrome STU-PLA.BUI-PC	\$ 357
Polished Brass STU-PLA.BUI-PB	\$ 357

PUMPS

Custom Pump Locations | 69.116-CUS.PMP \$ 200
(Drawing of pump locations is required)

SKIRTS

Removable Access Panel Skirt

60” BSK.60 (factory installed - no access on tub only)	\$ 436
70” BSK.72 (factory installed - with access panel only)	\$ 562

TILE FLANGES | FLA.MO-X \$ 200

Must be specified at time of order (1, 2, 3, or 4 Sided).

UNDERMOUNT | UNDRMT No Charge

WASTE & OVERFLOW

Cable W/O

Polished Chrome STU-WOB.PC	\$ 263
Polished Brass STU-WOB.PB	\$ 320

Integral W/O (Std. round)

Polished Chrome STU-IWO.PC	\$ 341
Polished Brass STU-IWO.PB	\$ 341

MODEL FEATURES

- Acrylic bathtub
- Integral Tub E-Z level platform with pump installed; facilitates easy installation (standard pump location only)
- Directional, volume controllable jets, 1.25 HP whirlpool system
- Silent air induction
- Suction cover

STUDIO OVAL

60”L x 42”W x 20”D
66”L x 42”W x 21”D
72”L x 42”W x 21”D
Includes armrests



MODEL / PRICING

STO6042ATO	Tub Only	\$ 1,029	STO6642ATO	Tub Only	\$ 1,181	STO7242ATO	Tub Only	\$ 1,307
STO6042AWP	Whirlpool (6)	\$ 2,338	STO6642AWP	Whirlpool (6)	\$ 2,557	STO7242AWP	Whirlpool (6)	\$ 2,723
STO6042ATA	Thermal Air	\$ 3,157	STO6642ATA	Thermal Air	\$ 3,354	STO7242ATA	Thermal Air	\$ 3,483

ACRYLIC BATHTUB COLORS

Standard Colors: Bone | White | Biscuit Included

EXPORT CRATE | FRT.EXPCRT NET \$ 142

HYDRO COAT | HYC.COA \$ 305

HYDRO EXPRESS

69.104-HYD.EXP NET \$ 140

HYDROZONE SYSTEM | 31.100 NET \$ 425

INLINE HEATER

Whirlpool systems only. No dedicated GFI required for 6 amp models.

12.50 Amps 1.5 KW - 110V 27.100	\$ 651
6.00 Amps 0.75 KW 27.103	\$ 583

JET PLATING FOR PVC WHIRLPOOL SYSTEMS

Clear / Brass / Chrome. Trim kit covers jet escutcheons, suction, and electronic soft touch pad.

Polished Chrome STU-PLA.BUI-PC	\$ 357
Polished Brass STU-PLA.BUI-PB	\$ 357

PUMPS

Custom Pump Locations | 69.116-CUS.PMP \$ 200
(Drawing of pump locations is required)

WASTE & OVERFLOW

Cable W/O

Polished Chrome STU-WOB.PC	\$ 263
Polished Brass STU-WOB.PB	\$ 320

Integral W/O (Std. round)

Polished Chrome STU-IWO.PC	\$ 341
Polished Brass STU-IWO.PB	\$ 341

MODEL FEATURES

- Acrylic bathtub
- Integral Tub E-Z level platform with pump installed; facilitates easy installation (standard pump location only)
- Directional, volume controllable jets, 1.25 HP whirlpool system
- Silent air induction
- Suction cover

24 HOUR IN STOCK PROGRAM

- Available in white only
- Available on tub only and whirlpool models
- Maximum of 4 tubs per order
- Must specify on purchase order: *“Pull from 24 hour stock”*
- Does not include the 6642 model



SHOWER PAN COLLECTION

STANDARD FEATURES

- **POLISHED CHROME DRAIN**
- **SLIP RESISTANT BOTTOMS**
- **INTEGRAL TILE FLANGE** for easy water-proof installation (not standard on universal shower pan).
- **PACKAGING:** All shower pans are packed in sturdy cardboard boxes for shipping.

FREIGHT

All prices are F.O.B. Customer will be billed for freight on all Shower Pans unless otherwise stated on a quote or a prior arrangement that is submitted in writing.

COLOR MATCH POLICY

Hydro Systems uses colors developed by gel-coat and acrylic manufacturers that match the colors used by bathroom fixture manufacturers as closely as possible.

In a few cases, it has been found that the color or shading of bathroom fixtures varies depending upon the time and location of manufacture.

Hydro Systems also finds that the colors and shading of cast iron, china or plastic fixtures sometimes appear to look different than gel-coat or acrylic as a result of different surface textures, finishes or room lighting. Due to these conditions, Hydro Systems assumes no responsibility for color variations between its bathtubs and products of other manufacturers.

OPTIONS & ACCESSORIES

COLORS

ACRYLIC SHOWER PAN COLORS | HPA.XXX
Standard Colors: Bone | White | Biscuit Included
Premium Colors: Black | Ice Gray | Sandbar \$ 440

GEL COAT SHOWER PAN COLORS | HPG.XXX
Gel Coat colors match all manufacturer's fixture colors.
Standard Colors: Almond | Bone | White | Biscuit Included
Color Matching: Available at an additional charge of \$ 440

HYDROLUXE SS™ SHOWER PAN COLORS | UNI.PAN
Standard Colors: Bone | White | Biscuit Included
Premium Colors: \$ 440
Black | Blue | Carbon | Gray | Espresso | Lime Green
Olive | Pink | Red | Royal Blue | Sky Blue | Violet | Yellow
Custom colors available (please check with Hydro Systems).

TILE FLANGES | FLA.MO-X \$ 63

Available as add-on only for universal shower pan.
Must be specified at time of order (1, 2, 3, or 4 Sided).

SQUARE PAN

HP 3232 32" X 32"
HP 3636 36" X 36"
HP 4242 42" X 42"

Gel Coat Models: HPG.XXXX
Acrylic Models: HPA.XXXX



MODEL / PRICING

HPG.3232	\$ 520	HPG.3636	\$ 560	HPG.4242	\$ 680
HPA.3232	\$ 677	HPA.3636	\$ 856	HPA.4242	\$ 956

CORNER PAN

HPN 3636N 36" X 36"
HPN 3838N 38" X 38"
HPN 4242N 42" X 42"
HPA 4833N 48" X 33" (Please specify LH/RH)

Gel Coat Models: HPG.XXXX
Acrylic Models: HPA.XXXX



MODEL / PRICING

HPG.3636N	\$ 575	HPA.3838N	\$ 819	HPA.4833N-LH/RH	\$ 860
HPA.3636N	\$ 809	HPG.4242N	\$ 640		
HPG.3838N	\$ 595	HPA.4242N	\$ 919		

RECTANGULAR PAN

HP 3460 34" X 60"
HP 3634 36" X 34"
HP 3642 36" X 42"
HP 4234 42" X 34"
HP 4236 42" X 36"
HP 4248 42" X 48"
HP 4832 48" X 32"
HP 4834 48" X 34"
HP 6030 60" X 30" **End Drain L/R**
HP 6032 60" X 32"
HP 6032 60" X 32" **End Drain L/R**

HP 6033 60" X 33"
HP 6034 60" X 34"
HP 6736 67" X 36"
HP 7236 72" X 36"
HP 7536 75" X 36" **Drain off center**
(Please specify LH/RH)
HP 4450R 44" X 50" **Roll In**
HP 6050R 60" X 50" **Roll In**
HPS 6034 60" X 34" **with Tiered Lip**

Gel Coat Models: HPG.XXXX
Acrylic Models: HPA.XXXX



MODEL / PRICING

HPG.3460	\$ 695	HPA.3634	\$ 704	HPA.6032	\$ 935
HPG.3634	\$ 550	HPA.3642	\$ 730	HPA.6032E-LH/RH	\$ 935
HPG.3642	\$ 590	HPA.4234	\$ 819	HPA.6033	\$ 966
HPG.4234	\$ 590	HPA.4236	\$ 845	HPA.6034	\$ 945
HPG.4834	\$ 635	HPA.4248	\$ 887	HPA.6034L *Tiered Lip*	\$ 945
HPG.6032	\$ 640	HPA.4450R *Roll In*	\$ 1,003	HPA.6050R	\$ 1,029
HPG.6034	\$ 695	HPA.4832	\$ 845	HPA.6736	\$ 1,024
HPG.7236	\$ 765	HPA.4834	\$ 845	HPA.7236	\$ 1,040
		HPA.6030E-LH/RH	\$ 882	HPA.7536-LH/RH	\$ 1,045

HYDROLUXE SS™ PANS

HPS 6030 60" X 30"
HPS 6032 60" X 32"
HPS 6036 60" X 36"
End drain model (please specify RH/LH)



MODEL / PRICING

HPS.6030	\$ 1,210	HPS.6032	\$ 1,271	HPS.6036	\$ 1,359
----------	----------	----------	----------	----------	----------

UNIVERSAL SHOWER PAN

Constructed with our Hydroluxe SS™ material
Optional Square Drain:



MODEL / PRICING

UNI.PAN
Customizable solid surface shower pan.
Center Drain: maximum size 84x60.
End Drain: maximum size 76x42.
Optional Square Drain: NO CHARGE UPGRADE
(please specify when ordering).

Tile Flange (1, 2, 3 or 4 sided): \$63 per flange.
Standard colors: L x W x \$1.30 per square inch.
Premium colors: L x W x \$2.20 per square inch.
Threshold | UNI.THR: \$375 per side.
Optional Seamless/ADA Roll-in Entrance: \$200.



BUILD YOUR OWN CUSTOM UNIVERSAL SHOWER PAN
Scan the QR Code to get started.



SINK COLLECTION OPTIONS & ACCESSORIES

COLORS

SOLID SURFACE SINK COLORS	
Standard Colors: Bone White Biscuit	Included
Premium Colors: Black Blue Carbon Gray Espresso Lime Green Olive Pink Red Royal Blue Sky Blue Violet Yellow	\$ 803
<i>Custom colors available (please check with Hydro Systems).</i>	
Matte Finish	NO ADDITIONAL CHARGE
Two-Tone Upgrade SSS.2TN	\$ 483
Polished Upgrade SSS.POL	\$ 84
ACRYLIC SINK COLORS AC.XXX	
Standard Colors: Bone White Biscuit	Included
Premium Colors: Black Ice Gray Sandbar	\$ 431

INTEGRAL LINEAR OVERFLOW | LWO.XX \$ 142

(block sink only)

LCD TEMP. READOUT KEYPAD | LCD.UPG \$ 510

Upgrade only, must have a keypad controlled system to purchase.

SINK POLICY

- Faucet not included with the sale of sink.
- Drain not included

FREIGHT

F.O.B. unless you order 2 sinks with any Hydro Systems bathtub to make it FFA.

SOLID SURFACE SINKS

MODEL / PRICING

ARC2214SSS	SS Sink Only	\$ 803	ELL2215SSS	SS Sink Only	\$ 803
BLO2218SSS	SS Sink Only	\$ 803	PRI2215SSS	SS Sink Only	\$ 803
BLO2518SSS	SS Sink Only	\$ 803	PRI3915SSS	SS Sink Only	\$ 1,607
CRE2416SSS	SS Sink Only	\$ 982			

ARC

22" x 14" x 6"



BLOCK

22" x 18" x 4"
25" x 18" x 4"



INTEGRAL OVERFLOW NOT INLCUDED

CRESCENT

24" x 16" x 7"



ELLIPSE

22" x 15" x 4"



PRISM

22" x 15" x 4"
39" x 15" x 4"



ACRYLIC SINKS

MODEL / PRICING

DEL2126ATO	Sink Only	\$ 614	PET2126ATO	Sink Only	\$ 614
DEL2126ATA	Thermal Air (Switch)	\$ 1,071	PET2126ATA	Thermal Air (Switch)	\$ 1,071
DEL2126ATD	Thermal Air (Digital)	\$ 1,307	PET2126ATD	Thermal Air (Digital)	\$ 1,307

DELICATE TOUCH 21" L x 26" W x 14" D

(Specify smooth or washboard interior)

Micro mount is a standard feature



PETOPIA 21" L x 26" W x 14" D

Micro mount is a standard feature



PARTS LIST (minimum charge \$25)

Part Number/ Manufacturer	Item No.	Description	Price
------------------------------	----------	-------------	-------

DRAINS

Westbrass	HED.XX	Half Exposed Tip Toe Drain, group 1 finishes	\$ 495
Westbrass	HED.XX	Half Exposed Tip Toe Drain, group 2 finishes	\$ 561
Westbrass	WTT.XX	Fully Exposed Tip Toe Drain, group 1 finishes	\$ 517
Westbrass	WTT.XX	Fully Exposed Tip Toe Drain, group 2 finishes	\$ 578
OS&B	POP.UP-XX	Pop up drain (linear integral and standard integral)	\$ 204

PUMPS

Standard	122111	Electronic control on/off system 2.25 HP (May 2005 - Current)	\$ 704
Plus	112112	Studio Collection - Air switch system 1.25 HP (May 2005 - Current)	\$ 842
ITT/Balboa	R-150	1.5 HP variable speed 110V only with 30" NEMA cord or 4-pin amp plug (220V N/A)	\$ 908
AO Smith	TBS-310	Internal air switch or jag switch	\$ 99

Part Number	Description	Price
-------------	-------------	-------

INLINE HEATER

CT101-B	110V inline pressure heater-1500 watt 12.2 amp	\$ 704
CT101-D	110V inline vacuum heater 1500 watt 12.2 amp	\$ 715
CT107-B	110V 600 watt inline pressure heater 6 amp	\$ 622
CT107-D	110V 600 watt inline vacuum heater 6 amp	\$ 622
HEA.GSKT	Gasket flat washer with rib pair	\$ 28
HEA.MNFLD	Inline manifold	\$ 50
HEA.SLP1.0	1" Slip x 1.5" male thread + 1" Spgt x1.5" Male thread (pair)	\$ 61
HEA.SLP1.5	1.5" Slip x 1.5" male thread (pair)	\$ 61








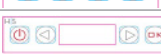
*** **Note:** Personalized bathtubs may or may not be cancelable or returnable.

PARTS LIST

(minimum charge \$25)

Part Number	Item Picture / Name	Description	Price
-------------	---------------------	-------------	-------

ELECTRONIC CONTROL KEY PADS

26400-100-100		4 button square pump and light	\$ 407
26400-100-102		4 button square pump, blower, and light	\$ 407
26404-100-100		6 button square pump, blower, wave/pulse, +, - and light	\$ 457
26400-100-112		2 button round digital readout	\$ 407
26400-100-101		4 button square pump, variable speed blower, wave, and pulse	\$ 407
26400-100-103		4 button square blower, wave, and pulse +, -	\$ 457
26400-100-104		4 button square variable speed blower, wave, pulse, and light	\$ 407
26413-100-100		4 button square digital readout with H/S logo	\$ 693
Sequence	HS-100 (2 button)	Variable or single speed pump with single option control & LCD display	\$ 418
Sequence	HS-101 (4 button)	Variable or single speed pump with single option control	\$ 424
Sequence	HS-102 (4 button)	Variable or single speed pump with two option controls & user preference key	\$ 451
Sequence	HS-103 (4 button)	Variable speed blower with four button control (8800)	\$ 451
Sequence	HS-215 (8 button)	Variable/Single speed pump & blower w/ 4 option keys & 2 user preference keys	\$ 583
Sequence	8 Button dongle	Programmer for IR	\$ 565
Sequence	8 Button with IR	8 button keypad with built-in IR	\$ 685

CONTROL BOXES with KEY PADS

ACC	HS-50/ACC-50	\$ 468	Optional water level sensor	\$ 55	Key Pad	\$ 138
Sequence	IMC	\$ 490	Optional water level sensor (ITW209)	\$ 193	SEE ABOVE	
Sequence	ISD (solenoid driver)	\$ 605	Sensor Cable (conductive water level)	\$ 55	SEE ABOVE (HS-103)	
Sequence	AST	\$ 407	Control box for the Studio Collection TA system			
Sequence	IAU	\$ 468	CMP Water Sensor			\$ 20 NET
26400-000-901	CMP Control Box 901; operates up to 2 lights in series, pump, and water level sensor					\$ 120 NET
26400-000-902	CMP Control Box 902; operates up to 4 lights in series, pump, blower, and water level sensor					\$ 260 NET
26400-000-904	CMP Control Box 904; operates 8 solenoids, 6 of them can work at the same time					\$ 250 NET
26400-000-906	CMP 906 Blower Only Control Box					\$ 205 NET

LED LIGHTING

26400	6 LED light	\$ 171
26400	6 LED Slave kit: bulb socket, 10" cable, 6 LED slave bulb	\$ 171
26400	2.0" Bath light kit: lens, nut, gasket, reflector	\$ 94

THERMAL AIR

RPRT.TA.EXT-KIT	Extension Kit For Remote Blower (Thermal Air): Cbl-168 (6Ft), 8 Pin Adaptor (2009- Sep '16)	\$ 193
Hydro Quip	Blower (110V) w/ nelma cord (hydro quiup) current	\$ 770
Hydro Quip	Delicate Touch Sink Blower	\$ 770
CMP	XCbl, 6', 3-pin adaptor with 3 port barrel adaptor	\$ 188

MISCELLANEOUS

TRIM	PLASTIC	PC/PB	OTHER*	Skirt Caps (incl. colored cap, screw & insert) Set of 4	\$ 28
Standard or Swirling Jet	\$ 45	\$ 75	\$ 120	PVC Jet Body, wall fitting and venturi	\$ 55
Air Switch	\$ 45	\$ 65	\$ 105	PVC Jet, insert (directional or swirling)	\$ 50
Suction Cover (excludes wall fitting)	\$ 60	\$ 95	\$ 130	PVC Suction wall fitting and 90	\$ 55
Jumbo or Rotating Jet	\$ 65	\$ 80	\$ 140	PVC Jumbo Jet body, wall fitting and venturi	\$ 77
Old Style Threaded Jet (spring eyeball)	\$30 NET	\$50 NET	\$65 NET	PVC Pump tee	\$ 33
PILLOWS-STANDARD COLORS				PVC Pump union (pair)	\$ 55
All models except fantasy			\$ 171	PVC A/S body	\$ 77
Fantasy			\$ 198	HydrOzone	\$ 446
Neck Masseuse Urethane Pillow			\$ 187	Hydro Fusion	\$ 732
Neck Masseuse Cover			\$ 33 NET	Walk-in handle, polished chrome	\$ 204
CABLE W&O				Walk-in door gasket	\$ 209
PC: \$ 270	PB: \$ 319	WHI/BIS: \$ 292	Other: \$ 457	Acrylic Repair kits	\$ 88 NET
LINEAR OVERFLOW & DRAIN				Acrylic Drain Cover	\$ 99 NET
PC: \$ 204	PB: \$ 204	Other: \$ 204	GOLD: Call for Pricing	(Marlie, Versailles, Cheyenne, Lexie)	

* GOLD: Call For Pricing

*** **Note:** Personalized bathtubs may or may not be cancelable or returnable.

P. O. WORKSHEET

Date: _____ Company: _____

P.O. #: _____ Address: _____

Ordered by: _____ Phone: _____

SYSTEM INFORMATION

Tub Model: _____

Color/Finish of W/O: _____

Color of Tub: _____

SHIPPING ADDRESS

Company: _____

Address: _____

Phone: _____

Job Site

Dealer

TUB OPTIONS

☐ Back Masseuse I - Quantity: _____ \$ _____

☐ Finish: _____

☐ Back Masseuse II - Finish: _____ \$ _____
(Only 1 Back Masseuse II per tub)

☐ Export Crate \$ _____

☐ Extra High Density \$ _____

☐ Grab Bars - Finish: _____ \$ _____

☐ Style of Bar: Standard / Universal

☐ Hydro Blanket - Number of zones: _____ \$ _____
(Note zone locations on diagram)

☐ HydroCoat \$ _____

☐ HYDRO EXPRESS \$ _____

☐ HydroFusion - Type: _____ \$ _____

☐ Hydro Indulge \$ _____

☐ Inline Heater \$ _____
_____ 110V 12.5 Amps/1.5 kW \$ _____
_____ 110V 6.0 Amps/0.75 kW \$ _____
_____ 220V 12.0 Amps/1.5 kW Mood Light \$ _____

☐ Additional Jet - Type: _____ \$ _____
Quantity: _____

☐ Jet Upgrade - Type: _____ \$ _____
Quantity: _____

☐ Plating for jets - Finish: _____ \$ _____

☐ Micro Therapy Jet - \$ _____
Quantity: _____ Finish: _____

☐ Job Site Delivery \$ _____

☐ LED Chromatherapy light \$ _____

☐ Low Water Protection \$ _____

☐ Micro Mount \$ _____

☐ Molded Arm Rest - Quantity: _____ \$ _____

☐ Neck Masseuse Pillow Quantity: _____ \$ _____

☐ Padded Head Rest (Black only) \$ _____

☐ Pump Upgrade - 110V to 220V \$ _____

☐ Variable Speed Pump (110V only) \$ _____

☐ Remote Control \$ _____

☐ Skirt - Type: _____ LH / RH \$ _____
Quantity: _____ Seamed / Seamless

☐ Tile Flange - Molded \$ _____
(Note positioning of flanges on diagram)

☐ Walk In Finish Upgrade – Finish: _____ \$ _____

☐ Waste and Overflow: Integral / Linear \$ _____

☐ Solid Brass Drain Upgrade

☐ Waterfall Fill Spout (Integrally Molded) \$ _____

☐ Recirculating Spout Option \$ _____


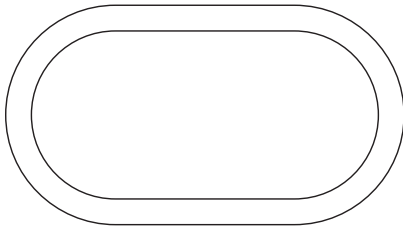
☐ Inline Heater - Type: _____ \$ _____

☐ Recirculation System (Auburn model only) \$ _____

☐ Standard Equipment Locations

☐ See diagram for Equipment Locations

TOTAL \$ _____




- PLEASE SHOW:
- Pump location & access
 - Tub drain
 - Molded flanges
 - Jet locations
 - Tub overflow
 - Other options

Customer Approval: _____ Date: _____

***Note: Personalized bathtubs may or may not be cancelable or returnable.

COLOR SELECTION INDEX

ACRYLIC COLORS



HYDROLUXE SST™ COLORS



Colors of the actual bathtub may have minor variations from the sample in this book or on your computer monitor. While Hydro Systems strives to perfectly match these colors, a minor variation in the color selected by you is considered as a normal practice.

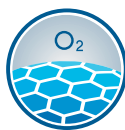


HYDRO SYSTEMS

Family Owned And Operated Since 1978



GREEN IS CLEAN



HYDROZONE



MADE IN AMERICA



BUY AMERICAN



West Coast Headquarters

29132 Avenue Paine
Valencia, CA 91355

[HYDROSYSTEM.COM](https://www.hydro-system.com)

Ph: 661-775-0686

East Coast Headquarters

385 GA-155 S
McDonough, GA 30253