

# HYDRO SYSTEMS

---

## PRICE LIST

Effective January 1, 2022



# WHAT'S NEW FOR 2022

## NEW BATHTUB MODELS/SIZES

Sydney 66x36 Acrylic Alcove Tub

## PAGE

96

Niantic 66x37 Solid Surface Freestanding Bathtub

114

## COLOR KEY

Almond	ALM
Antique Brass	AB
Biscuit	BIS
Black	BLA
Bone	BON
Brushed Brass	BB
Brushed Chrome	BC
Brushed Gold	BG
Brushed Nickel	BN
Gold	GOL
Matte Black	MB
Oil Rubbed Bronze	ORB

Pewter	PE
Polished Brass	PB
Polished Chrome	PC
Polished Gold	PG
Polished Nickel	PN
Satin Brass	SB
Satin Chrome	SC
Satin Gold	SG
Satin Nickel	SN
Silver	SIL
White	WHI

# TABLE OF CONTENTS

How to Order your Tub	4
Collection Reference Guide	5
Key Option Reference Guide	6
Product Index	7
Tub Guide	8-11
Color Guide and Electrical Requirements	12
<b>DESIGNER COLLECTION</b>	<b>13</b>
Options and Accessories	15-17
Tubs and Pricing	18-102
<b>METRO COLLECTION</b>	<b>103</b>
Options and Accessories	104
Tubs and Pricing	105-117
<b>STON COLLECTION</b>	<b>118</b>
Options and Accessories	119-121
Tubs and Pricing	122-138
<b>STUDIO COLLECTION</b>	<b>140</b>
Options and Accessories	141
Tubs and Pricing	142-155
<b>SHOWER PAN COLLECTION</b>	<b>156</b>
Options and Accessories	157
Pans and Pricing	158-159
<b>SINK COLLECTION</b>	<b>160</b>
Options and Accessories	161
Sinks and Pricing	162-163
Parts	164-166
P.O. Worksheet	167
Color Selection Index	168

# HOW TO ORDER YOUR TUB

1. **Choose the Hydro Systems tub model**
2. **Pick the appropriate dimensions**
3. **Specify the system:** Tub Only, Whirlpool, Thermal Air or Combo – there will be an "A", "G", "H", or "S" before the system code which determines if this tub is Acrylic (A), Gel Coat (G), Hydroluxe SSTM Metro (H), Hydroluxe SSTM STON (S)
4. **Designate the color of your choice** (see pg 1 for available colors). *Example: LAC - 6630 - A - WP - WHI (Tub Model - Dimensions - Acrylic - Whirlpool - White)*
5. **Options/Customization** – Any options selected must be listed by option code AND description. All codes are listed to the right of each item. You will write the code and then specify the color of your choice using the color key on page 4. *Example: BAC.MA1-WHI or BAC.MA1-PC (Back Masseur System I - White or Polished Chrome)*
6. **Submit diagram** for all equipment modifications not located in standard position (pump/ blowers/ jets – Please see page 166 for a tub worksheet)

## 7. Email or fax your purchase orders:

Email - [orders@hydrosystem.com](mailto:orders@hydrosystem.com)

Fax - 661.775.0668

## HELPFUL TIPS

- When ordering a tub with a center drain and you are adding (for example) a back masseuse, please designate the overflow location and where the back masseuse should be placed.
- If you are doing a custom pump location please be aware that the pump may stick out (please call Hydro Systems for further information).
- If you are ordering a tub with tile flange please specify a right or left hand drain. Flanges must be specified at the time you place your order. If the model is not an end drain tub you must submit a diagram.
- Adding jets and back masseuse systems may require a 2 pump system (please call Hydro Systems for further information).

## FREIGHT POLICY

- All Hydro Systems Designer, Metro, STON, Studio and Shower Pan Products are shipped freight prepaid direct to the customer (distributor).
- All Metro and STON Collection products are shipped for a fee of \$200.
- Customer will be billed for freight on all Studio Collection and Shower Pans unless otherwise stated on a quote or a prior arrangement that is submitted in writing.
- Residential delivery and/or Drop Ship to a second location may incur an additional \$100 net charge for the first tub and \$15 per additional tub on the same shipment. There is also a \$75 Lift Gate fee.
- Residential delivery is a curbside service only.
- Charges may be incurred for additional services (i.e. lift gate, re-delivery, re-consignment, customs, etc.).
- Fuel surcharge may be added. Please contact Hydro Systems for further details.
- Storage Fees will be incurred if product is not shipped or picked up within 30 days of completion date. Product will be invoiced and payment terms commenced retroactive to the completion date. Storage fees will be billed weekly at the rate of \$10 per day until product is shipped.
- Make sure to inspect product before accepting delivery from freight company. Take special caution if the product's shock watch has turned red, indicating impact during transit. If minor damage is found upon inspection, please denote on shipper's paperwork before accepting product detailing the damage. Minor damage can be repaired without need for returning product. If you believe damage is unrepairable do not accept product and notify Hydro Systems right away so we can get your order replaced.
- Claims for defective or missing merchandise, other than claims resulting from shipment, must be made to Hydro Systems, Inc within 24 hours of receipt of merchandise.

## RETURNS / CANCELLATION POLICY

- **Return of merchandise** must be pre-authorized by Hydro Systems, Inc. by way of a return goods authorization (RGA) number, and shipped to the factory prepaid within 30 days of issuance of the number. Merchandise may not be returned if more than 90 days have passed since the original date of shipment.
- **A Credit Memo** will be issued against future orders for merchandise returned in original condition, subject to a minimum 35% and maximum 75% return charge. Custom products (i.e. custom jetting or pump locations, custom features, premium colors, etc.) are NOT returnable.
- **Hydro Express orders are non-cancellable.**



## COLLECTION REFERENCE GUIDE

	DESIGNER COLLECTION	METRO COLLECTION	STON COLLECTION	STUDIO COLLECTION
MATERIAL	Acrylic & Gel Coat	Hydroluxe SS™	Hydroluxe SS™	Acrylic
FREIGHT	FFA	\$200 net	\$200 net	FOB
SYSTEMS AVAILABLE	Whirlpool, Thermal Air, & Combo	Thermal Air	Whirlpool, Thermal Air, & Combo	Whirlpool & Thermal Air
LINEAR DRAIN	Optional/Cost	Standard	Optional/Cost (Drop-in Only)	Standard on a few models
STANDARD LINEAR DRAIN FINISH	Chrome	Color Matched	Color Matched	Chrome
CABLE WASTE/OVERFLOW INCLUDED	Yes/PC standard, all finishes no cost, except gold	N/A	Yes (drop-in models only)	No
WARRANTY	99 Years	10 Years	10 Years	5 Years
CUSTOM PUMP/BLOWER LOCATION	Yes	Yes	Yes	\$200
WHIRLPOOL PUMP	2.25 HP	n/a	2.25 HP	1.25HP
HYDROZONE	Included with System	Included with System	Included with System	\$425
HYDRO EXPRESS (NET COST)	Drop-In - \$145 Freestanding - \$263	Yes - \$263	Drop-In - \$145 Freestanding - \$263	Drop-In - \$145 Freestanding - \$263

\*\*Quick Ship does not affect/replace normal freight costs. Quick Ship just gets your tub's manufacturing lead time reduced\*\*

# KEY OPTION REFERENCE GUIDE

## BACK MASSEUSE

Shiatsu Electronic or Manual diverter controlled, the 6-jet system allows you to sit back and have a back massage while in your tub.

## CHROMATHERAPY

Utilizes different color light cycling throughout your bathing experience to help create changes in both your mental and physical well being.

## CUSTOM JET TYPE, QUANTITY & LOCATION

Pick and choose exactly how many jets you want, where you want them located, and what type of jet (standard, jumbo, therapeutic, swirling for any whirlpool tub).

## CUSTOM PUMP/BLOWER LOCATION

Customize the location of the pump and/or blower (some restrictions apply), must include drawing.

## HYDRO BLANKET

Integrates radiant heat panels designed to take the chill off the bath shell in those critical areas you choose. Does not heat bathing water.

## HYDRO EXPRESS

Move your order up the front of the line to get it manufactured quicker. Does not change any additional freight costs.

## HYDRO FUSION

A circulation heater that can be added to any drop-in tub. Designed to operate with virtually no water movement while offering an endless supply of warm soothing water to prolong the bathing experience.

## HYDROZONE

Like bathing in bottled water. Introduces natural ozone to the water when you run the Hydrotherapy system which immediately sanitizes and cleanses the water.

## INDULGE

Infuses water with millions of micro sized oxygen rich micro bubbles to help cleanse, heal, and restore skin. Improves collagen production that can help reduce wrinkles and even ease symptoms from several skin disorders.

## INTEGRAL TILE FLANGE

Available on select non-oval tubs. Please specify which sides flange will need to be added to.

## LINEAR DRAIN

Creates a sleek & stylish look while giving the bather one additional inch of soaking depth vs normal drain.

## MICRO MOUNT

The micro mount reduces the standard edge profile of the tub to a nominal ½". Not available on tub models with edge detail.

## MOLDED ARMREST

Choose 2 for eligible end drain and 2-4 for eligible center drain models.

## NECK MASSEUSE PILLOW

Similar to the Back Masseuse, but for the neck, while you lay your head on a soft pillow. Choose 3 speeds depending on your needs.

## SKIRTS

We can add as many skirts as you'd like to a drop-in tub so that you can create your own style or make it fit any application. Seamed or seamless, the opportunities are endless – peninsula, corner, freestanding – if you can dream it, we can build it.

## TUB COLOR

We have 11 standard colors to choose from or you can request a custom color. You can also choose to have a dual finish with the inside and outside of the tub in two different colors.

## TUB FINISH

Choose to have your tub with a polished finish (standard) or matte, choose a combination polished/matte finish, or even add a metallic finish to the outside of your tub.

---

## OTHER AVAILABLE PRODUCTS

Bathroom & laundry sinks, shower pans, towers to match your tub, pet spas, walk-in-tubs.

## RGA POLICY

Standard RGA restock is 35% on standard product.

# PRODUCT INDEX

## BATHTUBS

AIMEE	18
ALAMO	105
ALEXIS	19
ALYSSA	web
AMBER	122
ANAHA	105
ANDREA	123
ANGEL	20
ANNETTE	123
ASHLEY	21
ATLANDIA	22
AUBRY	142
AUBURN	106
BELLEVUE	106
BISCAYNE	107
BREANNE	142
CARIBE	web
CARLI	23
CARRERA	124
CASEY	24
CASSI	25
CHAGALL	26
CHARLIZE	143
CHARLOTTE	27
CHATEAU	107
CHEYENNE	28
CHLOE	29
CITRINE	125
CLARISSA	30
COAL	126
CORAL	127
CORAZON	128
COURTNEY	31
CRYSTAL	web
DANIELA	129
DANIKA	web
DAVINCI	32
DEANNA	33
DEBRA	34
DENALI	108
DOMINGO	35
DONATELLO	36
DUO	37
ECLIPSE	web
EILEEN	38
ELIZABETH	39
ELLE	40
EMERALD	130
EMMA	41
ENTRE	42
ERICA	43
ESTEE	44

EVANSPORT	45
EVELINE	143
FANTASY	46
FUJI	47
GALAXIE	48
GARNET	131
GATEWAY	108
GEORGETOWN	109
GRANITE	132
GUTHRIE	109
HYDE	110
ISABELLA	49
JACQUELINE	50
JADE	133
JENNIFER	51
JESSICA	52
KATARINA	53
KAYLA	54
KELLIE	55
KIMBERLY	56
KIRA	57
KONA	144
LACEY	58
LARA	60
LARGO	61
LAUREN	62
LEXIE	63
LIBERTY	110
LILIANA	64
LINDSEY	145
LOGAN	111
LORRAINE	65
LUCY	66
MAKYLA	67
MALIA	68
MANHATTAN	111
MARIE	146
MARISSA	69
MARLIE	70
MARQUIS	112
MELISSA	72
MELLENIE	71
MICHELANGELO	73
MILLENNIUM	112
MITRA	133
MIZU	113
MONTEREY	74
MYSTIQUE	75
NATALIE	76
NATASHA	77
NEWBURY	113
NIANTIC	114
NINA (Drop-in)	78

NINA (Freestanding)	79
NOELLE	80
OBSIDIAN	134
ONYX	web
OPAL	135
OVATION	81
PACIFIC	114
PALMER	82
PEARL	135
PENTHOUSE	web
PICASSO	83
PREMIER	web
QUARTZ	136
RACHAEL	84
REDONDO	85
REGAL	web
REGAN	147
RICHMOND	115
RILEY	86
RINCON	87
ROCKWELL	88
RODEO	115
RODIN	89
ROSEMARIE	90
RUBY	137
SAPPHIRE	web
SAVANNAH	91
SHANNON	148
SLATE	138
SOHO	116
SOLITUDE	92
SOLO	93
SOPHIA	94
STELLA	95
STUDIO 5959	149
STUDIO 6032	149
STUDIO 6036	150
STUDIO 6042	150
STUDIO 7236	151
STUDIO 7242	152
STUDIO DUAL OVAL	153
STUDIO HOURGLASS	154
STUDIO OVAL	155
SUMMERLIN	116
SYDNEY	96
SYLVIA	web
TOPAZ	web
TRIBECA	117
VANESSA	97
VERSAILLES	98
VICTORIA	99
WALK-IN	100
WHITNEY	101

YVETTE	102
--------	-----

## SHOWER PANS

CORNER PAN	158
HYDROLUXE SST™ PAN	159
RECTANGULAR PAN	158
SQUARE PAN	158
UNIVERSAL PAN	159

## SINKS

ARC SINK	162
BLOCK SINK	162
CRESCENT SINK	162
DELICATE TOUCH SINK	163
ELLIPSE SINK	162
PETOPIA SINK	163
PRISM SINK	162

## TUB GUIDE

(C) Corner  
(FS) Freestanding(O) Oval  
(AL) Alcove  
(R) Rectangle  
(DM) Deck Mount(RND) Round  
(UM) Under Mount

SIZE	MODEL	SHAPE	INSTALL TYPE	PAGE #
4040	FUJI	R	DM, UM	47
4128	SAPPHIRE	R	DM, UM	website
4830	GRANITE	R	DM, UM	132
	SOHO	O	FS	116
5230	WALK-IN	R	AL	100
5252	MIZU	RND	FS	113
5428	GARNET	R	FS	131
5430	SOLO	R	DM, UM	93
5431	GRANITE	R	DM, UM	132
5436	REGAN	R	AL	147
5517	PEARL	RND	FS	135
5555	CLARISSA	C	DM	30
5731	SUMMERLIN	R	FS	116
5736	RICHMOND	R	FS	115
5828	GARNET	R	FS	131
5830	DANIELA	O	FS	129
	OBSIDIAN	O	FS	134
5831	ALAMO	O	FS	105
5836	GUTHRIE	O	FS	109
5932	MARQUIS	O	FS	112
5959	RINCON	C	DM	87
	STUDIO 5959	C	DM	149
6030	GRANITE	R	DM, UM	132
	LACEY	R	DM, UM	58
	LINDSEY	R	DM, UM	145
	MARLIE	R	DM, UM	70
	SHANNON	R	AL	148
	SOLITUDE	R	DM, UM	92
	SYDNEY	R	AL	96
6032	AUBRY	O	FS	142
	BELLEVUE	R	FS	106
	CARRERA	R	DM, UM	124
	CITRINE	R	AL	125
	COAL	R	DM, UM	126
	ENTRE	R	AL	42
	GRANITE	R	DM, UM	132
	KIRA	R	DM, UM	57
	LACEY	R	DM, UM	58
	LINDSEY	R	DM, UM	145
	MALIA	O	DM, UM	68

SIZE	MODEL	SHAPE	INSTALL TYPE	PAGE #
6032	MARLIE	R	DM, UM	70
	REGAN	R	AL	147
	ROSEMARIE	R	DM, UM	90
	SHANNON	R	AL	148
	SLATE	R	FS	138
	SOLO	R	DM, UM	93
	STUDIO 6032	R	DM, UM	149
	SYDNEY	R	AL	96
6034	SYDNEY	R	AL	96
6036	CARLI	O	DM	23
	DEANNA	O	DM	33
	GRANITE	R	DM, UM	132
	ISABELLA	R	DM	49
	KONA	R	AL	144
	LACEY	R	DM, UM	58
	LINDSEY	R	DM, UM	145
	MARLIE	R	DM, UM	70
	PICASSO	O	FS	83
	REGAN	R	AL	147
	RUBY	R	DM, UM	137
	SOLO	R	DM, UM	93
	STUDIO 6036	R	DM, UM	150
	SYDNEY	R	AL	96
	CASEY	O	FS	24
6038	GALAXIE	O	DM	48
	SYLVIA	O	DM	website
6040	DEANNA	O	DM	33
	FUJI-26	R	DM, UM	47
	FUJI-32	R	DM, UM	47
6042	CASSI	R	DM	25
	EVANSPORT	R	DM, UM	45
	FANTASY	R	DM	46
	KONA-15	R	AL	144
	KONA-18	R	AL	144
	KONA-20	R	AL	144
	LACEY	R	DM, UM	58
	LORRAINE	O	DM	65
	MALIA	O	DM, UM	68
	MARIE	R	AL	146
	MONTEREY	R	DM, UM	74



# TUB GUIDE

(C) Corner  
(FS) Freestanding

(O) Oval  
(AL) Alcove

(R) Rectangle  
(DM) Deck Mount

(RND) Round  
(UM) Under Mount

SIZE	MODEL	SHAPE	INSTALL TYPE	PAGE #
6042	OVATION	R	DM, UM	81
	RILEY	O	DM	86
	RUBY	R	DM	137
	STUDIO 6042	R	DM, UM	150
	STUDIO HOURGLASS	R	DM, UM	154
	STUDIO OVAL	O	DM	155
6048	ALEXIS	R	DM, UM	19
	ASHLEY	R	DM, UM	21
	COURTNEY	C	AL	31
	DUO	R	DM, UM	37
	JESSICA	R	AL, DM	52
6060	ERICA	C	DM	43
	LARA	C	DM	60
	REDONDO	RND	DM	85
6123	PEARL	RND	FS	135
6132	RODEO	O	FS	115
6228	NEWBURY	O	FS	113
6262	WHITNEY	C	DM	101
6323	QUARTZ	O	DM	136
6328	LACEY	R	DM, UM	58
6332	LIBERTY	O	FS	110
6333	MILLENNIUM	R	FS	112
	OPAL	O	FS	135
	PACIFIC	R	FS	114
6431	BISCAYNE	O	FS	107
6436	ANAHA	O	FS	105
	MANHATTAN	R	FS	111
6464	ECLIPSE	C	DM	website
6530	GARNET	R	FS	131
6532	MARQUIS	O	FS	112
6536	ANNETTE	O	FS	123
	EMERALD	O	DM, UM	130
6630	LACEY	R	DM, UM	58
	SOLO	R	DM, UM	93
6631	NEWBURY	O	FS	113
6632	CHAGALL	R	FS	26
	CHATEAU	O	FS	107
	COAL	R	DM, UM	126
	ELLE	O	DM, UM	40

SIZE	MODEL	SHAPE	INSTALL TYPE	PAGE #
6632	ENTRE	R	AL	42
	ESTEE	O	FS	44
	EVELINE	O	FS	143
	JADE	O	FS	133
	LACEY	R	DM, UM	58
	LINDSEY	R	DM, UM	145
	MARLIE	R	DM, UM	70
	REGAN	R	AL	147
	SYDNEY	R	AL	96
6634	SHANNON	R	AL	148
	ALAMO	O	FS	105
	CARRERA	R	DM, UM	124
6636	SOLO	R	DM, UM	93
	BREANNE	O	FS	142
	CARLI	O	DM	23
	CHEYENNE	R	FS	28
	DOMINGO	R	FS	35
	DONATELLO	R	FS	36
	GRANITE	R	DM, UM	132
	ISABELLA	R	DM	49
	LACEY	R	DM, UM	58
	LEXIE	R	FS	63
	LINDSEY	R	DM, UM	145
	LUCY	R	FS	66
	MARLIE	R	DM, UM	70
	MELISSA	R	DM, UM	72
	MICHELANGELO	R	FS	73
	NATASHA	R	DM	77
	PALMER	O	DM, UM	82
	PICASSO	O	FS	83
	RACHAEL	R	DM, UM	84
	ROCKWELL	R	FS	88
	SYDNEY	R	AL	96
	VERSAILLES	R	DM, UM	98
6637	NIANTIC	R	FS	114
6638	CASEY	O	FS	24
	GALAXIE	O	DM	48
6639	SYLVIA	O	DM	website
	AMBER	O	DM, UM	122
6640	JACQUELINE	O	FS	50

## TUB GUIDE

(C) Corner  
(FS) Freestanding(O) Oval  
(AL) Alcove(R) Rectangle  
(DM) Deck Mount(RND) Round  
(UM) Under Mount

SIZE	MODEL	SHAPE	INSTALL TYPE	PAGE #
6640	KIMBERLY	O	DM	56
6642	ALYSSA	O	DM	website
	ANGEL	R	DM	20
	DUO	R	DM, UM	37
	EMMA	R	DM	41
	GALAXIE	O	DM	48
	LILIANA	O	DM	64
	OVATION	R	DM, UM	81
	RILEY	O	DM	86
	STUDIO OVAL	O	DM	155
	SYLVIA	O	DM	website
6644	GALAXIE	O	DM	48
	SAVANNAH	O	DM, UM	91
	STUDIO DUAL OVAL	O	DM	153
6645	CORAZON	O	DM	128
6648	DUO	R	DM, UM	37
6664	SLATE	R	FS	138
6834	HYDE	R	FS	110
	MARQUIS	O	FS	112
6835	TRIBECA	O	FS	117
6836	DENALI	R	FS	108
6948	TOPAZ	O	DM	website
6969	KATARINA	C	DM	53
	REDONDO	RND	DM	85
7032	GATEWAY	O	FS	108
7034	ALAMO	O	FS	105
7035	GEORGETOWN	O	FS	109
7036	CHARLIZE	R	FS	143
	DAVINCI	R	FS	32
	DOMINGO	O	FS	35
	DONATELLO	R	FS	36
	MELLENIE	R	DM, UM	71
	MICHELANGELO	R	FS	73
	NATASHA	R	DM	77
	PALMER	O	DM, UM	82
	ROCKWELL	R	FS	88
	STELLA	R	DM	95
	CHLOE	O	FS	29
7040	KELLIE	O	FS	55

SIZE	MODEL	SHAPE	INSTALL TYPE	PAGE #
7040	LAUREN	O	FS	62
	MARISSA	O	DM	69
	NOELLE	O	DM, UM	80
	SOPHIA	O	FS	94
7043	REGAL	R	DM	website
7046	CRYSTAL	O	DM	website
7134	REGAL	R	DM	website
7232	KIRA	R	DM, UM	57
	LACEY	R	DM, UM	58
	REGAN	R	AL	147
	SYDNEY	R	AL	96
7236	AIMEE	O	DM	18
	CARIBE	R	DM, UM	website
	CARRERA	R	DM, UM	124
	CHARLOTTE	R	DM	27
	CHEYENNE	R	FS	28
	ELLE	O	DM, UM	40
	ESTEE	O	FS	44
	EVELINE	O	FS	143
	GRANITE	R	DM, UM	132
	ISABELLA	R	DM	49
	LACEY	R	DM, UM	58
	LINDSEY	R	DM, UM	145
	LUCY	R	FS	66
	MELISSA	R	DM, UM	72
	PREMIER	R	DM, UM	website
	RACHAEL	R	DM	84
	RUBY	R	DM, UM	137
	SLATE	R	FS	138
	SOLO	R	DM, UM	93
	STUDIO 7236	R	DM, UM	151
7238	SYDNEY	R	AL	96
	VERSAILLES	R	DM, UM	98
	ANDREA	O	FS	123
	CHAGALL	R	FS	26
	LOGAN	O	FS	111
7240	MITRA	O	FS	133
	RODIN	O	FS	89
	CARLI	O	DM	23
	ELIZABETH	R	FS	39

# TUB GUIDE

(C) Corner  
(FS) Freestanding

(O) Oval  
(AL) Alcove

(R) Rectangle  
(DM) Deck Mount

(RND) Round  
(UM) Under Mount

SIZE	MODEL	SHAPE	INSTALL TYPE	PAGE #
7240	KIMBERLY	O	DM	56
	LACEY	R	DM, UM	58
	PICASSO	O	FS	83
	SYDNEY	R	AL	96
7242	ANGEL	R	DM	20
	ANGEL-ED	R	DM	20
	DEBRA	R	DM	34
	EMERALD	O	DM, UM	130
	EVANSPORT	R	DM, UM	45
	FANTASY	R	DM, UM	46
	MONTEREY	R	DM, UM	74
	OVATION	R	DM, UM	81
	RILEY	O	DM	86
	STUDIO 7242	R	DM, UM	152
	STUDIO HOURGLASS	R	DM, UM	154
	STUDIO OVAL	O	DM	155
	VANESSA	O	DM	97
	VERSAILLES	R	DM, UM	98
	YVETTE	O	DM	102
7244	NINA	O	DM	78
	NINA FS	O	FS	79
7248	ASHLEY	R	DM, UM	21
	DUO	R	DM, UM	37
	JENNIFER	R	DM	51
	JESSICA	R	AL, DM	52
7254	LACEY	R	DM, UM	58
7260	PENTHOUSE	R	DM, UM	website
7341	DANIKA	R	DM	website
7342	RUBY	R	DM, UM	137
7348	VICTORIA	R	DM, UM	99
7438	EILEEN	R	DM, UM	38
7442	KAYLA	R	DM, UM	54
	PREMIER	R	DM, UM	website
7444	CORAZON	O	DM	128
	GALAXIE	O	DM	48
	LORRAINE	O	DM	65
	SAVANNAH	O	DM, UM	91
	STUDIO DUAL OVAL	O	DM	153

SIZE	MODEL	SHAPE	INSTALL TYPE	PAGE #
7445	AMBER	O	DM, UM	122
	CORAZON	O	DM, UM	128
7445	ONYX	R	DM, UM	website
	TOPAZ	O	DM	website
7448	ATLANDIA	R	DM	22
7545	CORAZON	O	DM, UM	128
7547	PREMIER	R	DM, UM	website
7548	MAKYLA	R	DM, UM	67
7844	CRYSTAL	O	DM, UM	website
	MYSTIQUE	R	DM	75
	NATALIE	O	DM	76
7848	ALYSSA	O	DM	website
8043	AUBURN	R	DM	106
8053	CRYSTAL	O	DM, UM	website
8066	AUBURN	R	DM	106
8264	LARGO	R	DM	61
8348	CRYSTAL	O	DM, UM	website
8442	OVATION	R	DM, UM	81
8448	CRYSTAL	O	DM, UM	website
8650	EILEEN	R	DM, UM	38

Additional models and sizes available on our website:  
[www.hydrosystem.com](http://www.hydrosystem.com)

# BATHTUB & FITTING COLORS

## GEL COAT BATHTUB COLORS

**Standard Colors:** White | Almond | Biscuit | Bone

Gel Coat colors match all manufacturers fixture colors.

Custom color matching is available at \$ 410 additional list price per order.

## ACRYLIC BATHTUB COLORS

**Standard Colors:** White | Biscuit | Bone

**Premium Colors:** Black | Ice Grey

\$ 410 additional list price

\$ 1,160 additional list price (freestanding)  
(additional lead time required)

## HYDROLUXE SS™ BATHTUB COLOR

**Standard Colors:** White | Almond | Biscuit

**Premium Colors:** Black | Blue | Carbon | Espresso | Gray  
Lime Green | Olive | Pink | Red | Royal Blue | Sky Blue  
Violet | Yellow

Custom colors available on all Hydroluxe SS™ bathtubs (Please check with Hydro Systems for pricing and lead time).

## WHIRLPOOL JET COLORS

Whirlpool system fittings include jet trim and suction cover, and are available in the following color matched colors:

Biscuit | Silver | Black | White | Bone

## COLOR MATCH POLICY

Hydro Systems uses colors developed by the gel-coat and acrylic manufacturers that match the colors used by bathroom fixture manufacturers as closely as possible. In a few cases it has been found that the color or shading of bathroom fixtures varies depending upon the time and location of manufacture.

Hydro Systems also finds that the colors and shading of cast iron, china or plastic fixtures sometimes appear to look different than gel-coat or acrylic as a result of different surface textures, finishes or room lighting. Due to these conditions, Hydro Systems assumes no responsibility for color variations between its bathtubs and products of other manufacturers.

*Check with factory on availability before ordering.  
If color is not listed, check with factory for availability.  
Color match jets not available for all premium colors.*

# ELECTRICAL REQUIREMENTS

OPTION	VOLTS	AMPS	CIRCUIT REQUIREMENTS
Whirlpool	115	13	One 20 amp dedicated GFCI protected
Thermal Air	115	8	One 15 amp dedicated GFCI protected
Combo System	115	13 pump/8 blower	One 20 amp, and One 15 amp dedicated GFCI protected (each)
Hydro Indulge	115	8	One 15 amp dedicated GFCI protected
Inline Heater 1500	115	12.5	One 15 amp dedicated GFCI protected
Inline Heater 600W *	115	6	Shares circuit with whirlpool pump *
Fusion (1500W)	115	12.5	One 15 amp dedicated GFCI protected
Fusion (600W)	115	6	One 15 amp dedicated GFCI protected
BMS (Thermal Air) **	115	12.2	One 20 amp dedicated GFCI protected

\* Shares circuit with whirlpool pump

\*\* Back Massage System with Thermal Air system only





# DESIGNER COLLECTION

## STANDARD FEATURES

All Designer Collection Whirlpool and Thermal Air bathtubs are delivered pre-plumbed and include these standard features:

- **THERMAL AIR SYSTEM:** Thermal Air Bathtubs are a channel air system, equipped with a 1 H.P. variable speed 600 watt blower, a smart purge system and ozone purification.
- **HEATED BACKREST:** Included on all Designer Whirlpool, Thermal Air & Combo bathtubs.
- **HYDROZONE:** Your very own water sanitizing and cleansing system included on all Designer Thermal Air, Whirlpool, and Combo Systems.
- **WHIRLPOOL JETS:** Six, eight, or ten fully adjustable PVC jets with silent air induction.
- **JET TRIM:** Color matched trim standard on all PVC systems.
- **PIPE:** Rigid Schedule 40 thermally formed PVC pipe, allowing for proper drainage after use, which helps to prevent any mold from building up.
- **PUMP:** 2.25 H.P. 110 volt pump with plug-in cord.
- **EASY INSTALLATION:** Integral Tub E-Z Level platform with pump installed.\*
- **NOISE CONTROL:** Sound damping motor pad.
- **CONTROL PANEL:** Hydro "Soft Touch" electronic control panel.
- **WASTE & OVERFLOW:** Color or metallic finish cable waste and overflow included on all Designer bathtubs (polished chrome is default). Add \$550 for all gold finishes. PVC comes standard; please specify if ABS is required.
- **PACKAGING:** All bathtubs are packaged in wood crates or sturdy cardboard boxes for shipping.
- **SHIPPING:** All Designer Collection products are shipped freight prepaid direct to the dealer/distributor.

\* Pump installed, standard pump and jet locations only.

# OPTIONS & ACCESSORIES

## COLORS *Additional lead time is required for premium colors*

### ACRYLIC BATHTUB COLORS

**Standard Colors:** Bone | White | Biscuit Included

**Premium Colors:** Black | Ice Grey  
Drop-in / alcove / corner \$ 458  
Freestanding \$ 1,296

### Matte Finish:

Drop-in / alcove / corner \$ 1,255  
Freestanding \$ 2,521

**Dual Color Option:** \$ 2,279

MODEL/COLOR1/COLOR2 (XXX.XXX.XXX)

### GEL COAT BATHTUB COLORS

**Standard Colors:** Almond | Bone | White | Biscuit Included

**Color matching:** Available at an additional charge of \$ 525  
(colors match all manufacturers' fixture colors)

### SURFACES (outside only)

**Metallic:** Polished Nickel [PN] \$ 17,925  
MODEL/METAL/COLOR (XXX.XXX.XXX)

## BACK MASSEUSE SYSTEMS

**System I - Manual Control (Whirlpool or Combo)** \$ 771

BAC.MA1-XX (PC, PB) \$ 894

BAC.MA1-XX (SN, BN) \$ 1016

**System II - Electronic Control (Whirlpool or Combo)**

BAC.MA2-XXX \$ 1,553

**System III - Electronic Control (Thermal Air)** \$ 2,457

BAC.MA3-XXX

**EXPORT CRATE** | FRT.EXPCRT NET \$ 145

**EXTRA HIGH DENSITY** | HI.DEN \$ 704

## GRAB BARS (Pair)

**Standard Grab Bars** | GRA.BAR-XXX

Group 1 - PC or PB \$ 469

Group 2 - AB, BB, SB, BC, PN, SN, BN \$ 609

Group 3 - PG, BG, SG \$ 827

**Universal Grab Bars** | UGB-XXX

Group 1 - PC or PB \$ 503

Group 2 - AB, BB, SB, BC, PN, SN, BN \$ 648

Group 3 - PG, BG, SG \$ 849

## HYDRO BLANKET | BLA.HEA-X

2 Zones \$ 1,554

3 Zones \$ 1,945

4 Zones \$ 2,171

5 Zones (with 2 controls) \$ 2,453

(Temperature may vary from zone to zone)



Hydro Blanket is not a device intended to heat or maintain water temperatures. Hydro Blanket is designed to warm the bath shell in only zoned areas to a nominal 96°F. The Hydro Blanket control box is designed and intended to be installed within 2 feet of the bathtub. Buyer may purchase the Hydro Systems Tower (optional) to install the control box, or install the control box directly below the tub between the floor joists under the tub. *Please note that the keypad control cable is 6 feet in length. Please consider this when placing the keypad control in the bathtub.*

**HYDRO COAT** | HYC.COA \$ 324

## HYDRO EXPRESS

69.104-HYD.EXP NET \$ 145

Freestanding Collection NET \$ 263

Move your order up the front of the line to get it manufactured quicker. Does not change ship time. *Please contact Hydro Systems for lead times on Hydro Express. Hydro Systems must receive your order prior to 10:00 a.m. (PST). Order must be marked "Hydro Express."*

*Hydro Express can only accept a fixed number of express orders every day. Hydro Express does not reflect delivery time. Hydro Expresses are non-cancellable.*

*No Hydro Express available on Jacqueline tub.*

## HYDRO FUSION

Recirculating heater that will maintain bathing water temperature. *Not available on freestanding models.*

Hydro Fusion (Tub Only) | 29.102 \$ 849

Hydro Fusion with Ozone (Tub Only) | 29.103 \$ 1,151

Hydro Fusion (TA, Whirlpool, Combo) | 29.107 \$ 1,285

**HYDRO INDULGE** | HYD.IND \$ 3,005

Infuses water with millions of oxygen rich microbubbles. Helps with many skin conditions. *Not available on freestanding models.*

## HYDROZONE UV COMBO SYSTEM | OZUV.XXX

*Only for whirlpool and combo systems.*

110 V | OZUV.110 \$ 994 220 V | OZUV.220 \$ 994

## INLINE HEATER

*Whirlpool and Combo Systems only. No dedicated GFI required for 6 amp models.*

12.50 Amps 1.5 KW - 110V | 27.100 \$ 693

6.25 Amps 1.5 KW - 220V | 27.101 \$ 748

6.00 Amps 0.75 KW | 27.103 \$ 620

## ISLAND TUB DRAIN | ITD.XXX

Helps reduce installation time on all freestanding tubs.

ABS, PVC | ITD.ABS | ITD.PVC \$ 363

Cast Iron | ITD.CST \$ 441

# OPTIONS & ACCESSORIES

## JETS

Installed per jet price for extra jets added to standard system price. All metallic finishes come with colored eyeball.

*Please note that a maximum of 4 Jumbo Jets is recommended, to avoid loss of water pressure.*

### Additional Jumbo or Rotating Jet

JET.JJ-XX | JET.JR-XX

Color Trim	\$ 212
Group 1 - PC or PB	\$ 246
Group 2 - AB, BB, MB, SB, BC, SC, BN, PN, SN	\$ 290
Group 3 - PG, BG, SG	\$ 335

### Additional Standard or Swirling Jet

JET.STD-XX | JET.SWI-XX

Color Trim	\$ 201
Group 1 - PC or PB	\$ 235
Group 2 - AB, BB, MB, SB, BC, SC, BN, PN, SN	\$ 285
Group 3 - PG, BG, SG	\$ 324

**Jumbo Jet Upgrade** | JUP.JJ-XX \$ 106

**Rotating Jet Upgrade** | JUP.JR-XX \$ 106

**Swirling Jet Upgrade** | JUP.SWI-XX \$ 67

(Per jet substitution price added to standard system price)

**Micro Therapy Jet** | MTJ.XXX \$ 190

BIS, BLA, BON, SIL, WHI

**Custom Jet Locations** | 69.116-CUS.JET No Charge  
(Must include drawing of locations)

## JET PLATING FOR PVC WHIRLPOOL SYSTEMS

Clear / Brass / Chrome. Trim kit covers jet escutcheons, suction, and electronic soft touch pad.

*Per jet substitution price added to standard system price.*

*All metallic finishes come with colored eyeball.*

### Group 1 | PC or PB

6 Jets   PLA.06-XX	\$ 380
8 Jets   PLA.08-XX	\$ 486
10 Jets   PLA.10-XX	\$ 514

### Group 2 | AB, BB, MB, SB, BC, SC, BN, PN, SN

6 Jets	\$ 704
8 Jets	\$ 949
10 Jets	\$ 1095

### Group 3 | PG, BG

6 Jets	\$ 933
8 Jets	\$1,190
10 Jets	\$1,329

**LED TEMP. READOUT KEYPAD** | LED.UPG \$ 531

Upgrade only, must have a keypad controlled system to purchase.

## LIGHTING

LED Bath Light Chromotherapy System | LIG.LED \$ 704

## LOW WATER PROTECTION (Includes 30 minute timer)

110V   LOW.WAT-110	\$ 363
220V   LOW.WAT-220	\$ 391

**MICRO MOUNT** | 69.140MCREDG \$ 134

The micro mount reduces the standard edge profile of the tub to a nominal 1/2. Not available on tub models with edge detail.



## MOLDED ARMRESTS

2 Armrests (one pair) | ARM.MOL-2 \$ 145

4 Armrests (two pairs) | ARM.MOL-4 \$ 290

*Not available on every model. Please check with Hydro Systems for lead-time impact. First order of each model will require additional time to manufacture the mold. Some molded armrests add an interior detail line to the bathtub, please check with Hydro Systems. Specify quantity and location on order.*

**NECK MASSEUSE JET PILLOW** | PIL.NEC-XX \$ 726

Available in black, bone and white. Not available on all models.

**PADDED HEADREST PILLOW** | 41.128 (Black only) \$ 145

## PUMPS

**Custom Pump Locations** | 69.116-CUS.PMP No Charge  
(Drawing of pump locations is required)

**Pump Upgrades** | PMP.UP \$ 307  
110V to 220V on 2.25 H.P. only

**REMOTE CONTROL** | REM.CON \$ 648

Available on most packages. It allows universal programming for other components. Remote control replaces keypad.

## SKIRTS

### Corner Skirt | SKI.COR

Factory installed to reduce installation time & cost. Adds approximately 2" to framing height dimension.

Acrylic (Skirt for Courtney)   SKI.COU-XXX	\$ 765
Acrylic (Standard Colors)	\$ 1,167
Acrylic (Premium Colors)	\$ 1,452



### Integral Skirt

Factory installed to reduce installation time & cost. Adds approximately 2" to framing height dimension. Available 60", 66" & 72" (access panel only), factory installed. No access panel on Tub Only models.

Gel Coat   SKI.XXG-XXX	\$ 670
Acrylic (Standard Colors)   SKI.XXA-XXX	\$ 765
Acrylic (Premium Colors)   SKI.XXA-XXX	\$ 849





# OPTIONS & ACCESSORIES

## Integral Skirt Access Panel | SKI.INT-PAN

\$ 207

Removable panel for Sydney models only



## Sydney-T Skirt | SKI.SYT

\$ 207

No access panel. This new skirt addition gives the modern Sydney a much more traditional look.



## Molded Skirt Panels

Additional lead time required; check with factory.

Added to any rectangular tub without an edge detail.

"Seamed" skirt will have a seam between skirt and tub.

"Seamless" will not have a seam between the skirt and

tub. These skirts WILL NOT provide pump/blower access.

REMINDER - Make sure to order a molded flange, if necessary.

### Seamed

1 sided\* | See Zen Skirt \$ 765

2 sided\* | SKI.SMD-2 \$ 2,379

3 sided\* | SKI.SMD-3 \$ 3,128

4 sided\* | SKI.SMD-4 \$ 4,010

### Seamless

1 sided\* | SKI.SML-1 \$ 2,106

2 sided\* | SKI.SML-2 \$ 3,184

3 sided\* | SKI.SML-3 \$ 4,267

4 sided\* | SKI.SML-4 \$ 5,356

Premium Colors (additional price and lead time) \$ 1,240

\*Specify which sides on worksheet.



Seamed (Visible Seam)



Seamless (No Seam)

## Floating Skirt (option for seamless skirt only)

The floating skirt is designed to give your skirted tub a smaller footprint in the bath. Typically it is a 3" inset that is 5-7" tall. This does not increase the overall height of the skirted tub. Toe-kick portion comes unfinished, ready to finish to your decor.



SKI.FLO-SML1 \$ 698

SKI.FLO-SML2 \$ 1,385

SKI.FLO-SMLX \$ 2,078

## Zen Skirt | SKI.ZEN-XX

One-Sided Seamed Skirt. Acrylic. Available 60", 66" &amp; 72".

Factory installed. No access panel. Adds approximately 2" to height of tub.



Standard Color \$ 765

Premium Color \$ 843

## TILE FLANGES | FLA.MO-X

\$ 212

Must be specified at time of order (1, 2, 3, or 4 Sided).  
Not available on all models.



## TOWER | TOW-XX

Tower can be added to any of our freestanding models, allowing you to use traditional Roman faucets.

Must be ordered with tub to ensure proper fit.

18" or 24"	\$ 1,296
25" - 30"	\$ 1,296
31" - 36"	\$ 1,419
37" - 42"	\$ 1,541
43" - 48"	\$ 1,664
49" - 54"	\$ 1,787
55" - 60"	\$ 1,910



Access Panel \$ 400

## WALK-IN FINISH UPGRADE

\$ 1,620

Handle, grab bar, waste &amp; overflow.

## WASTE & OVERFLOW | WOV.XX

INCLUDED

**Cable W/O** No Charge  
(WHI, BIS, PC, PB, PN, BC, BB, BN, MB, SC, SB, SN, ORB, PE)

**Cable W/O - Gold Finish Upgrade** (PG, BG) \$ 648

**Integral W/O** (Std. round) | IWO.XX \$ 363

Waste and overflow manufactured as part of the bath.

Comes standard as a round overflow cover.

Drain will be a tip-toe style and drain outlet will be a direct drain.

**Linear Integral W/O** | LWO-XXX \$ 363

Waste and overflow manufactured as part of the bath.

Drain will be a tip-toe style and drain outlet will be a direct drain.

**Solid Brass Upgrade** | SBR.UP NET \$ 112

## WATERFALL FILL SPOUT | WAT.FIL

\$ 726

Integrally molded. Not available on all models.

Recirculating Option for Waterfall Fill Spout | WAT.REC \$ 413

## AIMEE

72"L x 36"W x 24"D

Includes armrests



## MODEL / PRICING

AIM7236ATO	Tub Only	\$ 4,417
AIM7236AWP	Whirlpool (6)	\$ 7,413

AIM7236ATA	Thermal Air	\$ 7,150
AIM7236ACO	Combo System	\$ 9,203

COLORS *Additional lead time is required for premium colors*

## ACRYLIC BATHTUB COLORS

<b>Standard Colors:</b> Bone   White   Biscuit	Included
<b>Premium Colors:</b> Black   Ice Grey	\$ 458
<b>Matte Finish:</b>	NET \$ 483

BACK MASSEUSE SYSTEMS *Additional finishes on page 15*

<b>System I</b> - Manual Control (WP/CO)   BAC.MA1-XXX	\$ 771
<b>System II</b> - Electronic Control (WP/CO)   BAC.MA2-XXX	\$ 1,553
<b>System III</b> - Electronic Control (TA)   BAC.MA3-XXX	\$ 2,457

<b>EXPORT CRATE</b>   FRT.EXPCRT	NET \$ 145
----------------------------------	------------

<b>EXTRA HIGH DENSITY</b>   HI.DEN	\$ 704
------------------------------------	--------

GRAB BARS (Pair) *Additional finishes on page 15*

<b>Standard Grab Bars</b>   GRA.BAR-XXX (Group 1 - PC or PB)	\$ 469
<b>Universal Grab Bars</b>   UGB-XXX (Group 1 - PC or PB)	\$ 503

## HYDRO BLANKET | BLA.HEA-X

2 Zones	\$ 1,554
3 Zones	\$ 1,945
4 Zones	\$ 2,171
5 Zones (with 2 controls)	\$ 2,453

<b>HYDRO COAT</b>   HYC.COA	\$ 324
-----------------------------	--------

<b>HYDRO EXPRESS</b>   69.104-HYD.EXP	NET \$ 145
---------------------------------------	------------

## HYDRO FUSION

Hydro Fusion (Tub Only)   29.102	\$ 849
Hydro Fusion with Ozone (Tub Only)   29.103	\$ 1,151
Hydro Fusion (TA, Whirlpool, Combo)   29.107	\$ 1,285

<b>HYDRO INDULGE</b>   HYD.IND	\$ 3,005
--------------------------------	----------

## HYDROZONE UV COMBO SYSTEM | OZUV.XXX

Whirlpool and Combo Systems only	
110 V   OZUV.110	\$ 994
220 V   OZUV.220	\$ 994

INLINE HEATER *Whirlpool and Combo Systems only**No dedicated GFI required for 6 amp models.*

12.50 Amps 1.5 KW - 110V   27.100	\$ 693
6.25 Amps 1.5 KW - 220V   27.101	\$ 748
6.00 Amps 0.75 KW   27.103	\$ 620

JETS *Additional finishes on page 16*

<b>Additional Jumbo or Rotating Jet</b> (JET.JJ-XX   JET.JR-XX)	
Group 1 - PC or PB	\$ 246
<b>Additional Standard or Swirling Jet</b> (JET.STD-XX   JET.SWI-XX)	
Group 1 - PC or PB	\$ 235
<b>Jumbo Jet Upgrade</b>   JUP.JJ-XX	\$ 106
<b>Rotating Jet Upgrade</b>   JUP.JR-XX	\$ 106
<b>Swirling Jet Upgrade</b>   JUP.SWI-XX	\$ 67
<b>Micro Therapy Jet</b>   MTJ.XXX (BIS, BLA, BON, SIL, WHI)	\$ 190
<b>Custom Jet Locations</b>   69.116-CUS.JET	No Charge
<i>(Must include drawing of locations)</i>	

JET PLATING *For jet plating options go to page 16*

<b>LED TEMP. READOUT KEYPAD</b>   LED.UPG	\$ 531
---	--------

*Upgrade only, must have a keypad controlled system to purchase.*

<b>LIGHTING</b> LED Bath Light Chromotherapy System   LIG.LED	\$ 704
---	--------

## LOW WATER PROTECTION (Includes 30 minute timer)

110V   LOW.WAT-110	\$ 363
220V   LOW.WAT-220	\$ 391

<b>MICRO MOUNT</b>   69.140MCREDDG	\$ 134
------------------------------------	--------

<b>NECK MASSEUSE JET PILLOW</b>   PIL.NEC-XX	\$ 726
--	--------

*Available in black, bone and white.*

<b>PADDED HEADREST PILLOW</b>   41.128 (Black only)	\$ 145
---	--------

## PUMPS

<b>Custom Pump Locations</b>   69.116-CUS.PMP	No Charge
<b>Pump Upgrades</b>   PMP.UP (110V to 220V on 2.25 H.P. only)	\$ 307

<b>REMOTE CONTROL</b>   REM.CON	\$ 648
---------------------------------	--------

*Must have system to purchase*

<b>WASTE &amp; OVERFLOW</b>   WOV.XX	INCLUDED
--------------------------------------	----------

<b>Integral W/O</b> (Std. round)   IWO.XX	\$ 363
<b>Linear Integral W/O</b>   LWO-XXX	\$ 363

*Additional finishes on page 17*

## ALEXIS

60"L x 48"W x 20"D



## MODEL / PRICING

ALE6048ATO	Tub Only	\$ 2,992
ALE6048AWP	Whirlpool (8)	\$ 6,261

ALE6048ATA	Thermal Air	\$ 6,135
ALE6048ACO	Combo System	\$ 8,558

COLORS *Additional lead time is required for premium colors*

## ACRYLIC BATHTUB COLORS

<b>Standard Colors:</b> Bone   White   Biscuit	Included
<b>Premium Colors:</b> Black   Ice Grey	\$ 458
<b>Matte Finish:</b>	NET \$ 483

BACK MASSEUSE SYSTEMS *Additional finishes on page 15*

<b>System I</b> - Manual Control (WP/CO)   BAC.MA1-XXX	\$ 771
<b>System II</b> - Electronic Control (WP/CO)   BAC.MA2-XXX	\$ 1,553
<b>System III</b> - Electronic Control (TA)   BAC.MA3-XXX	\$ 2,457

<b>EXPORT CRATE</b>   FRT.EXPCRT	NET \$ 145
----------------------------------	------------

<b>EXTRA HIGH DENSITY</b>   HI.DEN	\$ 704
------------------------------------	--------

GRAB BARS (Pair) *Additional finishes on page 15*

<b>Standard Grab Bars</b>   GRA.BAR-XXX (Group 1 - PC or PB)	\$ 469
<b>Universal Grab Bars</b>   UGB-XXX (Group 1 - PC or PB)	\$ 503

## HYDRO BLANKET | BLA.HEA-X

2 Zones	\$ 1,554
3 Zones	\$ 1,945
4 Zones	\$ 2,171
5 Zones (with 2 controls)	\$ 2,453

<b>HYDRO COAT</b>   HYC.COA	\$ 324
-----------------------------	--------

<b>HYDRO EXPRESS</b>   69.104-HYD.EXP	NET \$ 145
---------------------------------------	------------

## HYDRO FUSION

Hydro Fusion (Tub Only)   29.102	\$ 849
Hydro Fusion with Ozone (Tub Only)   29.103	\$ 1,151
Hydro Fusion (TA, Whirlpool, Combo)   29.107	\$ 1,285

<b>HYDRO INDULGE</b>   HYD.IND	\$ 3,005
--------------------------------	----------

## HYDROZONE UV COMBO SYSTEM | OZUV.XXX

Whirlpool and Combo Systems only	
110 V   OZUV.110	\$ 994
220 V   OZUV.220	\$ 994

INLINE HEATER *Whirlpool and Combo Systems only*

<i>No dedicated GFI required for 6 amp models.</i>	
12.50 Amps 1.5 KW - 110V   27.100	\$ 693
6.25 Amps 1.5 KW - 220V   27.101	\$ 748
6.00 Amps 0.75 KW   27.103	\$ 620

JETS *Additional finishes on page 16*

<b>Additional Jumbo or Rotating Jet</b> (JET.JJ-XX   JET.JR-XX)	
Group 1 - PC or PB	\$ 246
<b>Additional Standard or Swirling Jet</b> (JET.STD-XX   JET.SWI-XX)	
Group 1 - PC or PB	\$ 235
<b>Jumbo Jet Upgrade</b>   JUP.JJ-XX	\$ 106
<b>Rotating Jet Upgrade</b>   JUP.JR-XX	\$ 106
<b>Swirling Jet Upgrade</b>   JUP.SWI-XX	\$ 67
<b>Micro Therapy Jet</b>   MTJ.XXX (BIS, BLA, BON, SIL, WHI)	\$ 190
<b>Custom Jet Locations</b>   69.116-CUS.JET	No Charge
<i>(Must include drawing of locations)</i>	

JET PLATING *For jet plating options go to page 16*

<b>LED TEMP. READOUT KEYPAD</b>   LED.UPG	\$ 531
---	--------

*Upgrade only, must have a keypad controlled system to purchase.*

<b>LIGHTING</b> LED Bath Light Chromatherapy System   LIG.LED	\$ 704
---	--------

## LOW WATER PROTECTION (Includes 30 minute timer)

110V   LOW.WAT-110	\$ 363
220V   LOW.WAT-220	\$ 391

<b>MICRO MOUNT</b>   69.140MCREDG	\$ 134
-----------------------------------	--------

## MOLDED ARMRESTS

<i>Some molded armrests add an interior detail line to the bathtub</i>	
2 Armrests (one pair)   ARM.MOL-2	\$ 137

<b>NECK MASSEUSE JET PILLOW</b>   PIL.NEC-XX	\$ 726
--	--------

*Available in black, bone and white.*

<b>PADDED HEADREST PILLOW</b>   41.128 (Black only)	\$ 145
---	--------

<b>PUMPS</b> Custom Pump Locations   69.116-CUS.PMP	No Charge
---	-----------

<b>Pump Upgrades</b>   PMP.UP (110V to 220V on 2.25 H.P. only)	\$ 307
--	--------

<b>REMOTE CONTROL</b>   REM.CON	\$ 648
---------------------------------	--------

*Must have system to purchase*SKIRTS *For skirt options go to pages 16-17*

<b>TILE FLANGES</b>   FLA.MO-X	\$ 212
--------------------------------	--------

<b>UNDERMOUNT</b>   UNDRMT	No Charge
----------------------------	-----------

<b>WASTE &amp; OVERFLOW</b>   WOV.XX	INCLUDED
--------------------------------------	----------

<b>Integral W/O</b> (Std. round)   IWO.XX	\$ 363
<b>Linear Integral W/O</b>   LWO-XXX	\$ 363

*Additional finishes on page 17*

# ANGEL

66"L x 42"W x 22"D - center drain

72"L x 42"W x 22"D - end drain

72"L x 42"W x 22"D - center drain



## MODEL / PRICING

ANG6642ATO	Tub Only	\$ 3,041	ANE7242ATO	Tub Only	\$ 3,109	ANG7242ATO	Tub Only	\$ 3,109
ANG6642AWP	Whirlpool (8)	\$ 6,862	ANE7242AWP	Whirlpool (8)	\$ 7,206	ANG7242AWP	Whirlpool (8)	\$ 7,206
ANG6642ATA	Thermal Air	\$ 6,937	ANE7242ATA	Thermal Air	\$ 7,275	ANG7242ATA	Thermal Air	\$ 7,275
ANG6642ACO	Combo System	\$ 9,172	ANE7242ACO	Combo System	\$ 9,504	ANG7242ACO	Combo System	\$ 9,504

## COLORS *Additional lead time is required for premium colors*

### ACRYLIC BATHTUB COLORS

<b>Standard Colors:</b> Bone   White   Biscuit	Included
<b>Premium Colors:</b> Black   Ice Grey	\$ 458
<b>Matte Finish:</b>	NET \$ 483

### BACK MASSEUSE SYSTEMS *Additional finishes on page 15*

<b>System I</b> - Manual Control (WP/CO)   BAC.MA1-XXX	\$ 771
<b>System II</b> - Electronic Control (WP/CO)   BAC.MA2-XXX	\$ 1,553
<b>System III</b> - Electronic Control (TA)   BAC.MA3-XXX	\$ 2,457

<b>EXPORT CRATE</b>   FRT.EXPCRT	NET \$ 145
----------------------------------	------------

<b>EXTRA HIGH DENSITY</b>   HI.DEN	\$ 704
------------------------------------	--------

### GRAB BARS (Pair) *Additional finishes on page 15*

<b>Standard Grab Bars</b>   GRA.BAR-XXX (Group 1 - PC or PB)	\$ 469
<b>Universal Grab Bars</b>   UGB-XXX (Group 1 - PC or PB)	\$ 503

### HYDRO BLANKET | BLA.HEA-X

2 Zones	\$ 1,554
3 Zones	\$ 1,945
4 Zones	\$ 2,171
5 Zones (with 2 controls)	\$ 2,453

<b>HYDRO COAT</b>   HYC.COA	\$ 324
-----------------------------	--------

<b>HYDRO EXPRESS</b>   69.104-HYD.EXP	NET \$ 145
---------------------------------------	------------

### HYDRO FUSION

Hydro Fusion (Tub Only)   29.102	\$ 849
Hydro Fusion with Ozone (Tub Only)   29.103	\$ 1,151
Hydro Fusion (TA, Whirlpool, Combo)   29.107	\$ 1,285

<b>HYDRO INDULGE</b>   HYD.IND	\$ 3,005
--------------------------------	----------

### HYDROZONE UV COMBO SYSTEM | OZUV.XXX

Whirlpool and Combo Systems only	
110 V   OZUV.110	\$ 994
220 V   OZUV.220	\$ 994

### INLINE HEATER *Whirlpool and Combo Systems only*

*No dedicated GFI required for 6 amp models.*

12.50 Amps 1.5 KW - 110V   27.100	\$ 693
6.25 Amps 1.5 KW - 220V   27.101	\$ 748
6.00 Amps 0.75 KW   27.103	\$ 620

## JETS *Additional finishes on page 16*

<b>Additional Jumbo or Rotating Jet</b> (JET.JJ-XX   JET.JR-XX)	
Group 1 - PC or PB	\$ 246
<b>Additional Standard or Swirling Jet</b> (JET.STD-XX   JET.SWI-XX)	
Group 1 - PC or PB	\$ 235
<b>Jumbo Jet Upgrade</b>   JUP.JJ-XX	\$ 106
<b>Rotating Jet Upgrade</b>   JUP.JR-XX	\$ 106
<b>Swirling Jet Upgrade</b>   JUP.SWI-XX	\$ 67
<b>Micro Therapy Jet</b>   MTJ.XXX (BIS, BLA, BON, SIL, WHI)	\$ 190
<b>Custom Jet Locations</b>   69.116-CUS.JET	No Charge
<i>(Must include drawing of locations)</i>	

## JET PLATING *For jet plating options go to page 16*

<b>LED TEMP. READOUT KEYPAD</b>   LED.UPG	\$ 531
---	--------

*Upgrade only, must have a keypad controlled system to purchase.*

<b>LIGHTING</b> LED Bath Light Chromotherapy System   LIG.LED	\$ 704
---	--------

## LOW WATER PROTECTION (Includes 30 minute timer)

110V   LOW.WAT-110	\$ 363
220V   LOW.WAT-220	\$ 391

## MOLDED ARMRESTS

<i>Some molded armrests add an interior detail line to the bathtub</i>	
2 Armrests (one pair)   ARM.MOL-2	\$ 145

<b>NECK MASSEUSE JET PILLOW</b>   PIL.NEC-XX	\$ 726
--	--------

*Available in black, bone and white.*

<b>PADDED HEADREST PILLOW</b>   41.128 (Black only)	\$ 145
---	--------

## PUMPS

<b>Custom Pump Locations</b>   69.116-CUS.PMP	No Charge
<b>Pump Upgrades</b>   PMP.UP (110V to 220V on 2.25 H.P. only)	\$ 307

<b>REMOTE CONTROL</b>   REM.CON	\$ 648
---------------------------------	--------

*Must have system to purchase*

<b>TILE FLANGES</b>   FLA.MO-X	\$ 212
--------------------------------	--------

<b>WASTE &amp; OVERFLOW</b>   WOV.XX	INCLUDED
--------------------------------------	----------

<b>Integral W/O</b> (Std. round)   IWO.XX	\$ 363
---	--------

<b>Linear Integral W/O</b>   LWO-XXX	\$ 363
--------------------------------------	--------

*Additional finishes on page 17*



# ASHLEY

60"L x 48"W x 18"D

72"L x 48"W x 18"D

Includes armrests & pillows



## MODEL / PRICING

ASH6048ATO	Tub Only	\$ 4,043
ASH6048AWP	Whirlpool (8)	\$ 7,350
ASH6048ATA	Thermal Air	\$ 7,325
ASH6048ACO	Combo System	\$ 9,078

ASH7248ATO	Tub Only	\$ 4,129
ASH7248AWP	Whirlpool (8)	\$ 7,500
ASH7248ATA	Thermal Air	\$ 7,475
ASH7248ACO	Combo System	\$ 9,266

## COLORS *Additional lead time is required for premium colors*

### ACRYLIC BATHTUB COLORS

<b>Standard Colors:</b> Bone   White   Biscuit	Included
<b>Premium Colors:</b> Black   Ice Grey	\$ 458
<b>Matte Finish:</b>	NET \$ 483

### BACK MASSEUSE SYSTEMS *Additional finishes on page 15*

<b>System I</b> - Manual Control (WP/CO)   BAC.MA1-XXX	\$ 771
<b>System II</b> - Electronic Control (WP/CO)   BAC.MA2-XXX	\$ 1,553
<b>System III</b> - Electronic Control (TA)   BAC.MA3-XXX	\$ 2,457

<b>EXPORT CRATE</b>   FRT.EXPCRT	NET \$ 145
----------------------------------	------------

<b>EXTRA HIGH DENSITY</b>   HI.DEN	\$ 704
------------------------------------	--------

### GRAB BARS (Pair) *Additional finishes on page 15*

<b>Standard Grab Bars</b>   GRA.BAR-XXX (Group 1 - PC or PB)	\$ 469
<b>Universal Grab Bars</b>   UGB-XXX (Group 1 - PC or PB)	\$ 503

### HYDRO BLANKET | BLA.HEA-X

2 Zones	\$ 1,554
3 Zones	\$ 1,945
4 Zones	\$ 2,171
5 Zones (with 2 controls)	\$ 2,453

<b>HYDRO COAT</b>   HYC.COA	\$ 324
-----------------------------	--------

<b>HYDRO EXPRESS</b>   69.104-HYD.EXP	NET \$ 145
---------------------------------------	------------

### HYDRO FUSION

Hydro Fusion (Tub Only)   29.102	\$ 849
Hydro Fusion with Ozone (Tub Only)   29.103	\$ 1,151
Hydro Fusion (TA, Whirlpool, Combo)   29.107	\$ 1,285

<b>HYDRO INDULGE</b>   HYD.IND	\$ 3,005
--------------------------------	----------

### HYDROZONE UV COMBO SYSTEM | OZUV.XXX

Whirlpool and Combo Systems only	
110 V   OZUV.110	\$ 994
220 V   OZUV.220	\$ 994

### INLINE HEATER *Whirlpool and Combo Systems only*

<i>No dedicated GFI required for 6 amp models.</i>	
12.50 Amps 1.5 KW - 110V   27.100	\$ 693
6.25 Amps 1.5 KW - 220V   27.101	\$ 748
6.00 Amps 0.75 KW   27.103	\$ 620

## JETS *Additional finishes on page 16*

### Additional Jumbo or Rotating Jet (JET.JJ-XX | JET.JR-XX)

Group 1 - PC or PB	\$ 246
--------------------	--------

### Additional Standard or Swirling Jet (JET.STD-XX | JET.SWI-XX)

Group 1 - PC or PB	\$ 235
--------------------	--------

<b>Jumbo Jet Upgrade</b>   JUP.JJ-XX	\$ 106
--------------------------------------	--------

<b>Rotating Jet Upgrade</b>   JUP.JR-XX	\$ 106
---	--------

<b>Swirling Jet Upgrade</b>   JUP.SWI-XX	\$ 67
--	-------

<b>Micro Therapy Jet</b>   MTJ.XXX (BIS, BLA, BON, SIL, WHI)	\$ 190
--	--------

<b>Custom Jet Locations</b>   69.116-CUS.JET	No Charge
--	-----------

*(Must include drawing of locations)*

## JET PLATING *For jet plating options go to page 16*

<b>LED TEMP. READOUT KEYPAD</b>   LED.UPG	\$ 531
---	--------

*Upgrade only, must have a keypad controlled system to purchase.*

<b>LIGHTING</b> LED Bath Light Chromotherapy System   LIG.LED	\$ 704
---	--------

## LOW WATER PROTECTION (Includes 30 minute timer)

110V   LOW.WAT-110	\$ 363
220V   LOW.WAT-220	\$ 391

<b>MICRO MOUNT</b>   69.140MCREDG	\$ 134
-----------------------------------	--------

## PUMPS

<b>Custom Pump Locations</b>   69.116-CUS.PMP	No Charge
---	-----------

<b>Pump Upgrades</b>   PMP.UP (110V to 220V on 2.25 H.P. only)	\$ 307
--	--------

<b>REMOTE CONTROL</b>   REM.CON	\$ 648
---------------------------------	--------

*Must have system to purchase*

## SKIRTS *For skirt options go to pages 16-17*

<b>TILE FLANGES</b>   FLA.MO-X	\$ 212
--------------------------------	--------

<b>UNDERMOUNT</b>   UNDRMT	No Charge
----------------------------	-----------

<b>WASTE &amp; OVERFLOW</b>   WOV.XX	INCLUDED
--------------------------------------	----------

<b>Integral W/O</b> (Std. round)   IWO.XX	\$ 363
---	--------

<b>Linear Integral W/O</b>   LWO-XXX	\$ 363
--------------------------------------	--------

*Additional finishes on page 17*

## ATLANDIA

74"L x 48"W x 21"D

Includes armrests &amp; pillow



## MODEL / PRICING

ATL7448ATO	Tub Only	\$ 4,104
ATL7448AWP	Whirlpool (8)	\$ 7,400

ATL7448ATA	Thermal Air	\$ 7,438
ATL7448ACO	Combo System	\$ 9,917

COLORS *Additional lead time is required for premium colors*

## ACRYLIC BATHTUB COLORS

<b>Standard Colors:</b> Bone   White   Biscuit	Included
<b>Premium Colors:</b> Black   Ice Grey	\$ 458
<b>Matte Finish:</b>	NET \$ 483

BACK MASSEUSE SYSTEMS *Additional finishes on page 15*

<b>System I</b> - Manual Control (WP/CO)   BAC.MA1-XXX	\$ 771
<b>System II</b> - Electronic Control (WP/CO)   BAC.MA2-XXX	\$ 1,553
<b>System III</b> - Electronic Control (TA)   BAC.MA3-XXX	\$ 2,457

<b>EXPORT CRATE</b>   FRT.EXPCRT	NET \$ 145
----------------------------------	------------

<b>EXTRA HIGH DENSITY</b>   HI.DEN	\$ 704
------------------------------------	--------

GRAB BARS (Pair) *Additional finishes on page 15*

<b>Standard Grab Bars</b>   GRA.BAR-XXX (Group 1 - PC or PB)	\$ 469
<b>Universal Grab Bars</b>   UGB-XXX (Group 1 - PC or PB)	\$ 503

## HYDRO BLANKET | BLA.HEA-X

2 Zones	\$ 1,554
3 Zones	\$ 1,945
4 Zones	\$ 2,171
5 Zones (with 2 controls)	\$ 2,453

<b>HYDRO COAT</b>   HYC.COA	\$ 324
-----------------------------	--------

<b>HYDRO EXPRESS</b>   69.104-HYD.EXP	NET \$ 145
---------------------------------------	------------

## HYDRO FUSION

Hydro Fusion (Tub Only)   29.102	\$ 849
Hydro Fusion with Ozone (Tub Only)   29.103	\$ 1,151
Hydro Fusion (TA, Whirlpool, Combo)   29.107	\$ 1,285

<b>HYDRO INDULGE</b>   HYD.IND	\$ 3,005
--------------------------------	----------

## HYDROZONE UV COMBO SYSTEM | OZUV.XXX

Whirlpool and Combo Systems only	
110 V   OZUV.110	\$ 994
220 V   OZUV.220	\$ 994

INLINE HEATER *Whirlpool and Combo Systems only**No dedicated GFI required for 6 amp models.*

12.50 Amps 1.5 KW - 110V   27.100	\$ 693
6.25 Amps 1.5 KW - 220V   27.101	\$ 748
6.00 Amps 0.75 KW   27.103	\$ 620

JETS *Additional finishes on page 16*

<b>Additional Jumbo or Rotating Jet</b> (JET.JJ-XX   JET.JR-XX)	
Group 1 - PC or PB	\$ 246
<b>Additional Standard or Swirling Jet</b> (JET.STD-XX   JET.SWI-XX)	
Group 1 - PC or PB	\$ 235
<b>Jumbo Jet Upgrade</b>   JUP.JJ-XX	\$ 106
<b>Rotating Jet Upgrade</b>   JUP.JR-XX	\$ 106
<b>Swirling Jet Upgrade</b>   JUP.SWI-XX	\$ 67
<b>Micro Therapy Jet</b>   MTJ.XXX (BIS, BLA, BON, SIL, WHI)	\$ 190
<b>Custom Jet Locations</b>   69.116-CUS.JET	No Charge
<i>(Must include drawing of locations)</i>	

JET PLATING *For jet plating options go to page 16*

<b>LED TEMP. READOUT KEYPAD</b>   LED.UPG	\$ 531
---	--------

*Upgrade only, must have a keypad controlled system to purchase.*

<b>LIGHTING</b> LED Bath Light Chromotherapy System   LIG.LED	\$ 704
---	--------

## LOW WATER PROTECTION (Includes 30 minute timer)

110V   LOW.WAT-110	\$ 363
220V   LOW.WAT-220	\$ 391

## PUMPS

<b>Custom Pump Locations</b>   69.116-CUS.PMP	No Charge
<b>Pump Upgrades</b>   PMP.UP (110V to 220V on 2.25 H.P. only)	\$ 307

<b>REMOTE CONTROL</b>   REM.CON	\$ 648
---------------------------------	--------

*Must have system to purchase*SKIRTS *For skirt options go to pages 16-17*

<b>TILE FLANGES</b>   FLA.MO-X	\$ 212
--------------------------------	--------

<b>WASTE &amp; OVERFLOW</b>   WOV.XX	INCLUDED
--------------------------------------	----------

<b>Integral W/O</b> (Std. round)   IWO.XX	\$ 363
<b>Linear Integral W/O</b>   LWO-XXX	\$ 363

*Additional finishes on page 17*

# CARLI

60" L x 36" W x 19" D- end drain  
 66" L x 36" W x 25" D- center drain  
 72" L x 40" W x 27" D- end drain

Available as freestanding model,  
 see Picasso page 83



## MODEL / PRICING

CAR6036ATO	Tub Only	\$ 2,986	CAR6636ATO	Tub Only	\$ 3,846	CAR7240ATO	Tub Only	\$ 3,981
CAR6036AWP	Whirlpool (6)	\$ 5,415	CAR6636AWP	Whirlpool (6)	\$ 6,931	CAR7240AWP	Whirlpool (6)	\$ 7,056
CAR6036ATA	Thermal Air	\$ 6,073	CAR6636ATA	Thermal Air	\$ 6,843	CAR7240ATA	Thermal Air	\$ 6,987
CAR6036ACO	Combo System	\$ 8,277	CAR6636ACO	Combo System	\$ 8,796	CAR7240ACO	Combo System	\$ 9,322

## COLORS *Additional lead time is required for premium colors*

### ACRYLIC BATHTUB COLORS

<b>Standard Colors:</b> Bone   White   Biscuit	Included
<b>Premium Colors:</b> Black   Ice Grey	\$ 458
<b>Matte Finish:</b>	NET \$ 483

<b>EXPORT CRATE</b>   FRT.EXPCRT	NET \$ 145
----------------------------------	------------

<b>EXTRA HIGH DENSITY</b>   HI.DEN	\$ 704
------------------------------------	--------

### GRAB BARS (Pair) *Additional finishes on page 15*

<b>Standard Grab Bars</b>   GRA.BAR-XXX (Group 1 - PC or PB)	\$ 469
<b>Universal Grab Bars</b>   UGB-XXX (Group 1 - PC or PB)	\$ 503

### HYDRO BLANKET | BLA.HEA-X

2 Zones	\$ 1,554
3 Zones	\$ 1,945
4 Zones	\$ 2,171
5 Zones (with 2 controls)	\$ 2,453

<b>HYDRO COAT</b>   HYC.COA	\$ 324
-----------------------------	--------

<b>HYDRO EXPRESS</b>   69.104-HYD.EXP	NET \$ 145
---------------------------------------	------------

### HYDRO FUSION

Hydro Fusion (Tub Only)   29.102	\$ 849
Hydro Fusion with Ozone (Tub Only)   29.103	\$ 1,151
Hydro Fusion (TA, Whirlpool, Combo)   29.107	\$ 1,285

<b>HYDRO INDULGE</b>   HYD.IND	\$ 3,005
--------------------------------	----------

### HYDROZONE UV COMBO SYSTEM | OZUV.XXX

Whirlpool and Combo Systems only	
110 V   OZUV.110	\$ 994
220 V   OZUV.220	\$ 994

### INLINE HEATER *Whirlpool and Combo Systems only*

<i>No dedicated GFI required for 6 amp models.</i>	
12.50 Amps 1.5 KW - 110V   27.100	\$ 693
6.25 Amps 1.5 KW - 220V   27.101	\$ 748
6.00 Amps 0.75 KW   27.103	\$ 620

## JETS *Additional finishes on page 16*

<b>Additional Jumbo or Rotating Jet</b> (JET.JJ-XX   JET.JR-XX)	
Group 1 - PC or PB	\$ 246
<b>Additional Standard or Swirling Jet</b> (JET.STD-XX   JET.SWI-XX)	
Group 1 - PC or PB	\$ 235
<b>Jumbo Jet Upgrade</b>   JUP.JJ-XX	\$ 106
<b>Rotating Jet Upgrade</b>   JUP.JR-XX	\$ 106
<b>Swirling Jet Upgrade</b>   JUP.SWI-XX	\$ 67
<b>Micro Therapy Jet</b>   MTJ.XXX (BIS, BLA, BON, SIL, WHI)	\$ 190
<b>Custom Jet Locations</b>   69.116-CUS.JET	No Charge
<i>(Must include drawing of locations)</i>	

## JET PLATING *For jet plating options go to page 16*

<b>LED TEMP. READOUT KEYPAD</b>   LED.UPG	\$ 531
---	--------

*Upgrade only, must have a keypad controlled system to purchase.*

<b>LIGHTING</b> LED Bath Light Chromatherapy System   LIG.LED	\$ 704
---	--------

## LOW WATER PROTECTION (Includes 30 minute timer)

110V   LOW.WAT-110	\$ 363
220V   LOW.WAT-220	\$ 391

<b>NECK MASSEUSE JET PILLOW</b>   PIL.NEC-XX	\$ 726
--	--------

*Available in black, bone and white.*

<b>PADDED HEADREST PILLOW</b>   41.128 (Black only)	\$ 145
---	--------

## PUMPS

<b>Custom Pump Locations</b>   69.116-CUS.PMP	No Charge
<b>Pump Upgrades</b>   PMP.UP (110V to 220V on 2.25 H.P. only)	\$ 307

<b>REMOTE CONTROL</b>   REM.CON	\$ 648
---------------------------------	--------

*Must have system to purchase*

<b>TILE FLANGES</b>   FLA.MO-X	\$ 212
--------------------------------	--------

<b>WASTE &amp; OVERFLOW</b>   WOV.XX	INCLUDED
--------------------------------------	----------

<b>Integral W/O</b> (Std. round)   IWO.XX	\$ 363
<b>Linear Integral W/O</b>   LWO-XXX	\$ 363

*Additional finishes on page 17*

# CASEY

60"L x 38"W x 19"D - side-center drain

66"L x 38"W x 19"D - side-center drain

W/O Included

Remote blower required for Thermal Air system

Available as drop-in model, see Galaxie page 48



## MODEL / PRICING

CAS6038ATO	Tub Only	\$ 5,167
CAS6038ATA	Thermal Air	\$ 7,794

CAS6638ATO	Tub Only	\$ 5,259
CAS6638ATA	Thermal Air	\$ 7,845

## COLORS *Additional lead time is required for premium colors*

### ACRYLIC BATHTUB COLORS

**Standard Colors:** Bone | White | Biscuit Included

**Premium Colors:** Black | Ice Grey \$ 1,296

**Matte Finish:** \$ 1,255

**Dual Color Option:** \$ 2,279

MODEL/COLOR1/COLOR2 (XXX.XXX.XXX)

### SURFACES (outside only)

**Metallic:** Polished Nickel [PN] \$ 17,925

MODEL/METAL/COLOR (XXX.XXX.XXX)

**EXPORT CRATE** | FRT.EXPCRT NET \$ 145

**EXTRA HIGH DENSITY** | HI.DEN \$ 704

### GRAB BARS (Pair)

**Standard Grab Bars** | GRA.BAR-XXX

Group 1 - PC or PB \$ 469

Group 2 - AB, BB, SB, BC, PN, SN, BN \$ 609

Group 3 - PG, BG, SG \$ 827

**Universal Grab Bars** | UGB-XXX

Group 1 - PC or PB \$ 503

Group 2 - AB, BB, SB, BC, PN, SN, BN \$ 648

Group 3 - PG, BG, SG \$ 849

**HEATED BACKREST** INCLUDED ON THERMAL AIR

**HYDRO BLANKET** | BLA.HEA-X

2 Zones \$ 1,554

3 Zones \$ 1,945

4 Zones \$ 2,171

5 Zones (with 2 controls) \$ 2,453

**HYDRO COAT** | HYC.COA \$ 324

**HYDRO EXPRESS** | 69.104-HYD.EXP NET \$ 263

**HYDROZONE** INCLUDED ON THERMAL AIR

**ISLAND TUB DRAIN** | ITD.XXX

ABS, PVC | ITD.ABS | ITD.PVC \$ 363

Cast Iron | ITD.CST \$ 441

**LED TEMP. READOUT KEYPAD** | LED.UPG \$ 531

*Upgrade only, must have a keypad controlled system to purchase.*

**LIGHTING** LED Bath Light Chromotherapy System | LIG.LED \$ 704

### MOLDED ARMRESTS

*Some molded armrests add an interior detail line to the bathtub*

2 Armrests (one pair) | ARM.MOL-2 \$ 145

4 Armrests (two pairs) | ARM.MOL-4 \$ 290

**PADDED HEADREST PILLOW** | 41.128 (Black only) \$ 145

**REMOTE CONTROL** | REM.CON \$ 648

*Must have thermal air system to purchase*

### WASTE & OVERFLOW

**Integral W/O** (Std. round) | IWO.XX INCLUDED

WHI, BIS, PC, PB, PN, BC, BB, BN, SC, SB, SN, ORB, PE No Charge

Gold Finish Upgrade (PG, BG) \$ 648

**Linear Integral W/O** | LWO-XXX NO CHARGE UPGRADE

# CASSI

60"L x 42"W x 24"D  
Includes armrests



## MODEL / PRICING

CAS6042ATO	Tub Only	\$ 4,460
CAS6042AWP	Whirlpool (6)	\$ 7,400

CAS6042ATA	Thermal Air	\$ 7,181
CAS6042ACO	Combo System	\$ 9,191

## COLORS *Additional lead time is required for premium colors*

### ACRYLIC BATHTUB COLORS

<b>Standard Colors:</b> Bone   White   Biscuit	Included
<b>Premium Colors:</b> Black   Ice Grey	\$ 458
<b>Matte Finish:</b>	NET \$ 483

## BACK MASSEUSE SYSTEMS *Additional finishes on page 15*

<b>System I</b> - Manual Control (WP/CO)   BAC.MA1-XXX	\$ 771
<b>System II</b> - Electronic Control (WP/CO)   BAC.MA2-XXX	\$ 1,553
<b>System III</b> - Electronic Control (TA)   BAC.MA3-XXX	\$ 2,457

<b>EXPORT CRATE</b>   FRT.EXPCRT	NET \$ 145
----------------------------------	------------

<b>EXTRA HIGH DENSITY</b>   HI.DEN	\$ 704
------------------------------------	--------

## GRAB BARS (Pair) *Additional finishes on page 15*

<b>Standard Grab Bars</b>   GRA.BAR-XXX (Group 1 - PC or PB)	\$ 469
<b>Universal Grab Bars</b>   UGB-XXX (Group 1 - PC or PB)	\$ 503

## HYDRO BLANKET | BLA.HEA-X

2 Zones	\$ 1,554
3 Zones	\$ 1,945
4 Zones	\$ 2,171
5 Zones (with 2 controls)	\$ 2,453

<b>HYDRO COAT</b>   HYC.COA	\$ 324
-----------------------------	--------

<b>HYDRO EXPRESS</b>   69.104-HYD.EXP	NET \$ 145
---------------------------------------	------------

## HYDRO FUSION

Hydro Fusion (Tub Only)   29.102	\$ 849
Hydro Fusion with Ozone (Tub Only)   29.103	\$ 1,151
Hydro Fusion (TA, Whirlpool, Combo)   29.107	\$ 1,285

<b>HYDRO INDULGE</b>   HYD.IND	\$ 3,005
--------------------------------	----------

## HYDROZONE UV COMBO SYSTEM | OZUV.XXX

Whirlpool and Combo Systems only	
110 V   OZUV.110	\$ 994
220 V   OZUV.220	\$ 994

## INLINE HEATER *Whirlpool and Combo Systems only*

*No dedicated GFI required for 6 amp models.*

12.50 Amps 1.5 KW - 110V   27.100	\$ 693
6.25 Amps 1.5 KW - 220V   27.101	\$ 748
6.00 Amps 0.75 KW   27.103	\$ 620

## JETS *Additional finishes on page 16*

### Additional Jumbo or Rotating Jet (JET.JJ-XX | JET.JR-XX)

Group 1 - PC or PB	\$ 246
--------------------	--------

### Additional Standard or Swirling Jet (JET.STD-XX | JET.SWI-XX)

Group 1 - PC or PB	\$ 235
--------------------	--------

<b>Jumbo Jet Upgrade</b>   JUP.JJ-XX	\$ 106
--------------------------------------	--------

<b>Rotating Jet Upgrade</b>   JUP.JR-XX	\$ 106
---	--------

<b>Swirling Jet Upgrade</b>   JUP.SWI-XX	\$ 67
--	-------

<b>Micro Therapy Jet</b>   MTJ.XXX (BIS, BLA, BON, SIL, WHI)	\$ 190
--	--------

<b>Custom Jet Locations</b>   69.116-CUS.JET	No Charge
<i>(Must include drawing of locations)</i>	

## JET PLATING *For jet plating options go to page 16*

<b>LED TEMP. READOUT KEYPAD</b>   LED.UPG	\$ 531
---	--------

*Upgrade only, must have a keypad controlled system to purchase.*

<b>LIGHTING</b> LED Bath Light Chromatherapy System   LIG.LED	\$ 704
---	--------

## LOW WATER PROTECTION (Includes 30 minute timer)

110V   LOW.WAT-110	\$ 363
220V   LOW.WAT-220	\$ 391

<b>NECK MASSEUSE JET PILLOW</b>   PIL.NEC-XX	\$ 726
--	--------

*Available in black, bone and white.*

<b>PADDED HEADREST PILLOW</b>   41.128 (Black only)	\$ 145
---	--------

## PUMPS

<b>Custom Pump Locations</b>   69.116-CUS.PMP	No Charge
<b>Pump Upgrades</b>   PMP.UP (110V to 220V on 2.25 H.P. only)	\$ 307

<b>REMOTE CONTROL</b>   REM.CON	\$ 648
---------------------------------	--------

*Must have system to purchase*

<b>WASTE &amp; OVERFLOW</b>   WOV.XXX	INCLUDED
---------------------------------------	----------

<b>Integral W/O</b> (Std. round)   IWO.XX	\$ 363
---	--------

<b>Linear Integral W/O</b>   LWO-XXX	\$ 363
--------------------------------------	--------

*Additional finishes on page 17*

# CHAGALL

66"L x 32"W x 24"D - center drain

72"L x 38"W x 24"D - center drain

W/O Included

Foam fill sound insulator included

Remote blower required for Thermal Air system



## MODEL / PRICING

MCH6632ATO	Tub Only	\$ 8,140
MCH6632ATA	Thermal Air	\$ 11,075

MCH7238ATO	Tub Only	\$ 9,369
MCH7238ATA	Thermal Air	\$ 12,359

## COLORS *Additional lead time is required for premium colors*

### ACRYLIC BATHTUB COLORS

<b>Standard Colors:</b> Bone   White   Biscuit	Included
<b>Premium Colors:</b> Black   Ice Grey	\$ 1,296

### SURFACES (outside only)

<b>Metallic:</b> Polished Nickel [PN]	\$ 17,925
MODEL/METAL/COLOR (XXX.XXX.XXX)	

<b>EXPORT CRATE</b>   FRT.EXPCRT	NET \$ 145
----------------------------------	------------

### GRAB BARS (Pair)

<b>Standard Grab Bars</b>   GRA.BAR-XXX	
Group 1 - PC or PB	\$ 469
Group 2 - AB, BB, SB, BC, PN, SN, BN	\$ 609
Group 3 - PG, BG, SG	\$ 827
<b>Universal Grab Bars</b>   UGB-XXX	
Group 1 - PC or PB	\$ 503
Group 2 - AB, BB, SB, BC, PN, SN, BN	\$ 648
Group 3 - PG, BG, SG	\$ 849

### HYDRO BLANKET | BLA.HEA-X

2 Zones	\$ 1,554
3 Zones	\$ 1,945
4 Zones	\$ 2,171

<b>HYDRO COAT</b>   HYC.COA	\$ 324
-----------------------------	--------

<b>HYDRO EXPRESS</b>   69.104-HYD.EXP	NET \$ 263
---------------------------------------	------------

<b>HYDROZONE</b>	INCLUDED ON THERMAL AIR
------------------	-------------------------

### ISLAND TUB DRAIN | ITD.XXX

ABS, PVC   ITD.ABS   ITD.PVC	\$ 363
Cast Iron   ITD.CST	\$ 441

<b>LED TEMP. READOUT KEYPAD</b>   LED.UPG	\$ 531
---	--------

*Upgrade only, must have a keypad controlled system to purchase.*

<b>LIGHTING</b> LED Bath Light Chromotherapy System   LIG.LED	\$ 704
---	--------

<b>REMOTE CONTROL</b>   REM.CON	\$ 648
---------------------------------	--------

*Must have thermal air system to purchase*

### WASTE & OVERFLOW

<b>Integral W/O</b> (Std. round)   IWO.XX	INCLUDED
WHI, BIS, PC, PB, PN, BC, BB, BN, SC, SB, SN, ORB, PE	No Charge
Gold Finish Upgrade (PG, BG)	\$ 648

<b>Linear Integral W/O</b>   LWO-XXX	NO CHARGE UPGRADE
<i>(must specify on PO)</i>	



# CHARLOTTE

72" L x 36" W x 19" D  
Includes armrests



## MODEL / PRICING

CHA7236ATO	Tub Only	\$ 2,912	CHA7236ATA	Thermal Air	\$ 6,035
CHA7236AWP	Whirlpool (6)	\$ 5,660	CHA7236ACO	Combo System	\$ 7,989

## COLORS *Additional lead time is required for premium colors*

### ACRYLIC BATHTUB COLORS

<b>Standard Colors:</b> Bone   White   Biscuit	Included
<b>Premium Colors:</b> Black   Ice Grey	\$ 458
<b>Matte Finish:</b>	NET \$ 483

## BACK MASSEUSE SYSTEMS *Additional finishes on page 15*

<b>System I</b> - Manual Control (WP/CO)   BAC.MA1-XXX	\$ 771
<b>System II</b> - Electronic Control (WP/CO)   BAC.MA2-XXX	\$ 1,553
<b>System III</b> - Electronic Control (TA)   BAC.MA3-XXX	\$ 2,457

<b>EXPORT CRATE</b>   FRT.EXPCRT	NET \$ 145
----------------------------------	------------

<b>EXTRA HIGH DENSITY</b>   HI.DEN	\$ 704
------------------------------------	--------

## GRAB BARS (Pair) *Additional finishes on page 15*

<b>Standard Grab Bars</b>   GRA.BAR-XXX (Group 1 - PC or PB)	\$ 469
<b>Universal Grab Bars</b>   UGB-XXX (Group 1 - PC or PB)	\$ 503

## HYDRO BLANKET | BLA.HEA-X

2 Zones	\$ 1,554
3 Zones	\$ 1,945
4 Zones	\$ 2,171
5 Zones (with 2 controls)	\$ 2,453

<b>HYDRO COAT</b>   HYC.COA	\$ 324
-----------------------------	--------

<b>HYDRO EXPRESS</b>   69.104-HYD.EXP	NET \$ 145
---------------------------------------	------------

## HYDRO FUSION

Hydro Fusion (Tub Only)   29.102	\$ 849
Hydro Fusion with Ozone (Tub Only)   29.103	\$ 1,151
Hydro Fusion (TA, Whirlpool, Combo)   29.107	\$ 1,285

<b>HYDRO INDULGE</b>   HYD.IND	\$ 3,005
--------------------------------	----------

## HYDROZONE UV COMBO SYSTEM | OZUV.XXX

Whirlpool and Combo Systems only	
110 V   OZUV.110	\$ 994
220 V   OZUV.220	\$ 994

## INLINE HEATER *Whirlpool and Combo Systems only*

<i>No dedicated GFI required for 6 amp models.</i>	
12.50 Amps 1.5 KW - 110V   27.100	\$ 693
6.25 Amps 1.5 KW - 220V   27.101	\$ 748
6.00 Amps 0.75 KW   27.103	\$ 620

## JETS *Additional finishes on page 16*

<b>Additional Jumbo or Rotating Jet</b> (JET.JJ-XX   JET.JR-XX)	
Group 1 - PC or PB	\$ 246
<b>Additional Standard or Swirling Jet</b> (JET.STD-XX   JET.SWI-XX)	
Group 1 - PC or PB	\$ 235
<b>Jumbo Jet Upgrade</b>   JUP.JJ-XX	\$ 106
<b>Rotating Jet Upgrade</b>   JUP.JR-XX	\$ 106
<b>Swirling Jet Upgrade</b>   JUP.SWI-XX	\$ 67
<b>Micro Therapy Jet</b>   MTJ.XXX (BIS, BLA, BON, SIL, WHI)	\$ 190
<b>Custom Jet Locations</b>   69.116-CUS.JET	No Charge
<i>(Must include drawing of locations)</i>	

## JET PLATING *For jet plating options go to page 16*

<b>LED TEMP. READOUT KEYPAD</b>   LED.UPG	\$ 531
---	--------

*Upgrade only, must have a keypad controlled system to purchase.*

<b>LIGHTING</b> LED Bath Light Chromatherapy System   LIG.LED	\$ 704
---	--------

## LOW WATER PROTECTION (Includes 30 minute timer)

110V   LOW.WAT-110	\$ 363
220V   LOW.WAT-220	\$ 391

<b>NECK MASSEUSE JET PILLOW</b>   PIL.NEC-XX	\$ 726
--	--------

*Available in black, bone and white.*

<b>PADDED HEADREST PILLOW</b>   41.128 (Black only)	\$ 145
---	--------

## PUMPS

<b>Custom Pump Locations</b>   69.116-CUS.PMP	No Charge
<b>Pump Upgrades</b>   PMP.UP (110V to 220V on 2.25 H.P. only)	\$ 307

<b>REMOTE CONTROL</b>   REM.CON	\$ 648
---------------------------------	--------

*Must have system to purchase*

## SKIRTS *For skirt options go to pages 16-17*

<b>WASTE &amp; OVERFLOW</b>   WOV.XX	INCLUDED
--------------------------------------	----------

<b>Integral W/O</b> (Std. round)   IWO.XX	\$ 363
<b>Linear Integral W/O</b>   LWO-XXX	\$ 363

*Additional finishes on page 17*

# CHEYENNE

66" L x 36" W x 20" D - hidden center drain  
 72" L x 36" W x 20" D - hidden center drain  
 W/O Included  
 Foam fill sound insulator included  
 Remote blower required for Thermal Air system  
 Available as drop-in model, see Versailles page 98



## MODEL / PRICING

CHE6636ATO	Tub Only	\$ 5,548	CHE7236ATO	Tub Only	\$ 5,689
CHE6636ATA	Thermal Air	\$ 8,045	CHE7236ATA	Thermal Air	\$ 8,189

## COLORS *Additional lead time is required for premium colors*

<b>ACRYLIC BATHTUB COLORS</b>	
<b>Standard Colors:</b> Bone   White   Biscuit	Included
<b>Premium Colors:</b> Black   Ice Grey	\$ 1,296
<b>Matte Finish:</b>	\$ 1,255
<b>Dual Color Option:</b>	\$ 2,279
MODEL/COLOR1/COLOR2 (XXX.XXX.XXX)	

<b>SURFACES (outside only)</b>	
<b>Metallic:</b> Polished Nickel [PN]	\$ 17,925
MODEL/METAL/COLOR (XXX.XXX.XXX)	

<b>EXPORT CRATE</b>   FRT.EXPCRT	NET \$ 145
----------------------------------	------------

## GRAB BARS (Pair)

<b>Standard Grab Bars</b>   GRA.BAR-XXX	
Group 1 - PC or PB	\$ 469
Group 2 - AB, BB, SB, BC, PN, SN, BN	\$ 609
Group 3 - PG, BG, SG	\$ 827
<b>Universal Grab Bars</b>   UGB-XXX	
Group 1 - PC or PB	\$ 503
Group 2 - AB, BB, SB, BC, PN, SN, BN	\$ 648
Group 3 - PG, BG, SG	\$ 849

<b>HEATED BACKREST</b>	INCLUDED ON THERMAL AIR
------------------------	-------------------------

## HYDRO BLANKET | BLA.HEA-X

2 Zones	\$ 1,554
3 Zones	\$ 1,945
4 Zones	\$ 2,171
5 Zones (with 2 controls)	\$ 2,453

<b>HYDRO COAT</b>   HYC.COA	\$ 324
-----------------------------	--------

<b>HYDRO EXPRESS</b>   69.104-HYD.EXP	NET \$ 263
---------------------------------------	------------

<b>HYDROZONE</b>	INCLUDED ON THERMAL AIR
------------------	-------------------------

## ISLAND TUB DRAIN | ITD.XXX

ABS, PVC   ITD.ABS   ITD.PVC	\$ 363
Cast Iron   ITD.CST	\$ 441

<b>LED TEMP. READOUT KEYPAD</b>   LED.UPG	\$ 531
---	--------

*Upgrade only, must have a keypad controlled system to purchase.*

<b>LIGHTING</b> LED Bath Light Chromotherapy System   LIG.LED	\$ 704
---	--------

<b>REMOTE CONTROL</b>   REM.CON	\$ 648
---------------------------------	--------

*Must have thermal air system to purchase*

## WASTE & OVERFLOW

<b>Integral W/O</b> (Std. round)   IWO.XX		INCLUDED
WHI, BIS, PC, PB, PN, BC, BB, BN, SC, SB, SN, ORB, PE	No Charge	
Gold Finish Upgrade (PG, BG)	\$ 648	

<b>Linear Integral W/O</b>   LWO-XXX	NO CHARGE UPGRADE
--------------------------------------	-------------------

# CHLOE

70"L x 40"W x 27"D - side-center drain  
 W/O Included  
 Foam fill sound insulator included  
 Includes lumbar support  
 Remote blower required for Thermal Air system



## MODEL / PRICING

CHL7040ATO	Tub Only	\$ 5,757	CHL7040ATA	Thermal Air	\$ 9,015
------------	----------	----------	------------	-------------	----------

### COLORS *Additional lead time is required for premium colors*

#### ACRYLIC BATHTUB COLORS

**Standard Colors:** Bone | White | Biscuit Included

**Premium Colors:** Black | Ice Grey \$ 1,296

**Matte Finish:** \$ 1,255

**Dual Color Option:** \$ 2,279

MODEL/COLOR1/COLOR2 (XXX.XXX.XXX)

#### SURFACES (outside only)

**Metallic:** Polished Nickel [PN] \$ 17,925

MODEL/METAL/COLOR (XXX.XXX.XXX)

**EXPORT CRATE** | FRT.EXPCRT NET \$ 145

#### GRAB BARS (Pair)

**Standard Grab Bars** | GRA.BAR-XXX

Group 1 - PC or PB \$ 469

Group 2 - AB, BB, SB, BC, PN, SN, BN \$ 609

Group 3 - PG, BG, SG \$ 827

**Universal Grab Bars** | UGB-XXX

Group 1 - PC or PB \$ 503

Group 2 - AB, BB, SB, BC, PN, SN, BN \$ 648

Group 3 - PG, BG, SG \$ 849

**HEATED BACKREST** INCLUDED ON THERMAL AIR

**HYDRO BLANKET** | BLA.HEA-X

2 Zones \$ 1,554

3 Zones \$ 1,945

4 Zones \$ 2,171

5 Zones (with 2 controls) \$ 2,453

**HYDRO COAT** | HYC.COA \$ 324

**HYDRO EXPRESS** | 69.104-HYD.EXP NET \$ 263

**HYDROZONE** INCLUDED ON THERMAL AIR

**ISLAND TUB DRAIN** | ITD.XXX

ABS, PVC | ITD.ABS | ITD.PVC \$ 363

Cast Iron | ITD.CST \$ 441

**LED TEMP. READOUT KEYPAD** | LED.UPG \$ 531

*Upgrade only, must have a keypad controlled system to purchase.*

**LIGHTING** LED Bath Light Chromatherapy System | LIG.LED \$ 704

#### MOLDED ARMRESTS

*Some molded armrests add an interior detail line to the bathtub*

2 Armrests (one pair) | ARM.MOL-2 \$ 145

4 Armrests (two pairs) | ARM.MOL-4 \$ 290

**PADDED HEADREST PILLOW** | 41.128 (Black only) \$ 145

**REMOTE CONTROL** | REM.CON \$ 648

*Must have thermal air system to purchase*

#### WASTE & OVERFLOW

**Integral W/O** (Std. round) | IWO.XX INCLUDED

WHI, BIS, PC, PB, PN, BC, BB, BN, SC, SB, SN, ORB, PE No Charge

Gold Finish Upgrade (PG, BG) \$ 648

**Linear Integral W/O** | LWO-XXX NO CHARGE UPGRADE

*\*\*Additional towel bar finishes available.*

*Call Hydro Systems for quote and lead times.\*\**

## CLARISSA

55"L x 55"W x 21"D

Includes armrests



## MODEL / PRICING

CLA5555ATO	Tub Only	\$ 2,863
CLA5555AWP	Whirlpool (6)	\$ 5,559

CLA5555ATA	Thermal Air	\$ 5,754
CLA5555ACO	Combo System	\$ 7,794

COLORS *Additional lead time is required for premium colors*

## ACRYLIC BATHTUB COLORS

<b>Standard Colors:</b> Bone   White   Biscuit	Included
<b>Premium Colors:</b> Black   Ice Grey	\$ 458
<b>Matte Finish:</b>	NET \$ 483

BACK MASSEUSE SYSTEMS *Additional finishes on page 15*

<b>System I</b> - Manual Control (WP/CO)   BAC.MA1-XXX	\$ 771
<b>System II</b> - Electronic Control (WP/CO)   BAC.MA2-XXX	\$ 1,553
<b>System III</b> - Electronic Control (TA)   BAC.MA3-XXX	\$ 2,457

<b>EXPORT CRATE</b>   FRT.EXPCRT	NET \$ 145
----------------------------------	------------

<b>EXTRA HIGH DENSITY</b>   HI.DEN	\$ 704
------------------------------------	--------

GRAB BARS (Pair) *Additional finishes on page 15*

<b>Standard Grab Bars</b>   GRA.BAR-XXX (Group 1 - PC or PB)	\$ 469
<b>Universal Grab Bars</b>   UGB-XXX (Group 1 - PC or PB)	\$ 503

## HYDRO BLANKET | BLA.HEA-X

2 Zones	\$ 1,554
3 Zones	\$ 1,945
4 Zones	\$ 2,171

<b>HYDRO COAT</b>   HYC.COA	\$ 324
-----------------------------	--------

<b>HYDRO EXPRESS</b>   69.104-HYD.EXP	NET \$ 145
---------------------------------------	------------

## HYDRO FUSION

Hydro Fusion (Tub Only)   29.102	\$ 849
Hydro Fusion with Ozone (Tub Only)   29.103	\$ 1,151
Hydro Fusion (TA, Whirlpool, Combo)   29.107	\$ 1,285

<b>HYDRO INDULGE</b>   HYD.IND	\$ 3,005
--------------------------------	----------

## HYDROZONE UV COMBO SYSTEM | OZUV.XXX

Whirlpool and Combo Systems only	
110 V   OZUV.110	\$ 994
220 V   OZUV.220	\$ 994

INLINE HEATER *Whirlpool and Combo Systems only*

<i>No dedicated GFI required for 6 amp models.</i>	
12.50 Amps 1.5 KW - 110V   27.100	\$ 693
6.25 Amps 1.5 KW - 220V   27.101	\$ 748
6.00 Amps 0.75 KW   27.103	\$ 620

## ISLAND TUB DRAIN | ITD.XXX

ABS, PVC   ITD.ABS   ITD.PVC	\$ 363
Cast Iron   ITD.CST	\$ 441

JETS *Additional finishes on page 16*

<b>Additional Jumbo or Rotating Jet</b> (JET.JJ-XX   JET.JR-XX)	
Group 1 - PC or PB	\$ 246
<b>Additional Standard or Swirling Jet</b> (JET.STD-XX   JET.SWI-XX)	
Group 1 - PC or PB	\$ 235
<b>Jumbo Jet Upgrade</b>   JUP.JJ-XX	\$ 106
<b>Rotating Jet Upgrade</b>   JUP.JR-XX	\$ 106
<b>Swirling Jet Upgrade</b>   JUP.SWI-XX	\$ 67
<b>Micro Therapy Jet</b>   MTJ.XXX (BIS, BLA, BON, SIL, WHI)	\$ 190
<b>Custom Jet Locations</b>   69.116-CUS.JET	No Charge
<i>(Must include drawing of locations)</i>	

JET PLATING *For jet plating options go to page 16*

<b>LED TEMP. READOUT KEYPAD</b>   LED.UPG	\$ 531
---	--------

*Upgrade only, must have a keypad controlled system to purchase.*

<b>LIGHTING</b> LED Bath Light Chromotherapy System   LIG.LED	\$ 704
---	--------

## LOW WATER PROTECTION (Includes 30 minute timer)

110V   LOW.WAT-110	\$ 363
220V   LOW.WAT-220	\$ 391

<b>NECK MASSEUSE JET PILLOW</b>   PIL.NEC-XX	\$ 726
--	--------

*Available in black, bone and white.*

<b>PADDED HEADREST PILLOW</b>   41.128 (Black only)	\$ 145
---	--------

## PUMPS

<b>Custom Pump Locations</b>   69.116-CUS.PMP	No Charge
<b>Pump Upgrades</b>   PMP.UP (110V to 220V on 2.25 H.P. only)	\$ 307

<b>REMOTE CONTROL</b>   REM.CON	\$ 648
---------------------------------	--------

*Must have system to purchase*

<b>TILE FLANGES</b>   FLA.MO-X	\$ 212
--------------------------------	--------

<b>WASTE &amp; OVERFLOW</b>   WOV.XX	INCLUDED
--------------------------------------	----------

<b>Integral W/O</b> (Std. round)   IWO.XX	\$ 363
<b>Linear Integral W/O</b>   LWO-XXX	\$ 363
<i>Additional finishes on page 17</i>	

# COURTNEY - with flange

60"L x 48"W x 21"D  
Specify RH or LH drain



\*left hand

\*right hand

## MODEL / PRICING

COU6048ATO Tub Only \$ 3,219  
COU6048AWP Whirlpool (6) \$ 6,054

COU6048ATA Thermal Air \$ 6,405  
COU6048ACO Combo System \$ 8,383

## COLORS *Additional lead time is required for premium colors*

### ACRYLIC BATHTUB COLORS

**Standard Colors:** Bone | White | Biscuit Included  
**Premium Colors:** Black | Ice Grey \$ 458  
**Matte Finish:** NET \$ 483

## BACK MASSEUSE SYSTEMS *Additional finishes on page 15*

**System I** - Manual Control (WP/CO) | BAC.MA1-XXX \$ 771  
**System II** - Electronic Control (WP/CO) | BAC.MA2-XXX \$ 1,553  
**System III** - Electronic Control (TA) | BAC.MA3-XXX \$ 2,457

**EXPORT CRATE** | FRT.EXPCRT NET \$ 145

**EXTRA HIGH DENSITY** | HI.DEN \$ 704

## GRAB BARS (Pair) *Additional finishes on page 15*

**Standard Grab Bars** | GRA.BAR-XXX (Group 1 - PC or PB) \$ 469  
**Universal Grab Bars** | UGB-XXX (Group 1 - PC or PB) \$ 503

## HYDRO BLANKET | BLA.HEA-X

2 Zones \$ 1,554  
3 Zones \$ 1,945  
4 Zones \$ 2,171

**HYDRO COAT** | HYC.COA \$ 324

**HYDRO EXPRESS** | 69.104-HYD.EXP NET \$ 145

## HYDRO FUSION

Hydro Fusion (Tub Only) | 29.102 \$ 849  
Hydro Fusion with Ozone (Tub Only) | 29.103 \$ 1,151  
Hydro Fusion (TA, Whirlpool, Combo) | 29.107 \$ 1,285

**HYDRO INDULGE** | HYD.IND \$ 3,005

## HYDROZONE UV COMBO SYSTEM | OZUV.XXX

Whirlpool and Combo Systems only  
110 V | OZUV.110 \$ 994  
220 V | OZUV.220 \$ 994

## INLINE HEATER *Whirlpool and Combo Systems only*

*No dedicated GFI required for 6 amp models.*  
12.50 Amps 1.5 KW - 110V | 27.100 \$ 693  
6.25 Amps 1.5 KW - 220V | 27.101 \$ 748  
6.00 Amps 0.75 KW | 27.103 \$ 620

## JETS *Additional finishes on page 16*

**Additional Jumbo or Rotating Jet** (JET.JJ-XX | JET.JR-XX)  
Group 1 - PC or PB \$ 246  
**Additional Standard or Swirling Jet** (JET.STD-XX | JET.SWI-XX)  
Group 1 - PC or PB \$ 235  
**Jumbo Jet Upgrade** | JUP.JJ-XX \$ 106  
**Rotating Jet Upgrade** | JUP.JR-XX \$ 106  
**Swirling Jet Upgrade** | JUP.SWI-XX \$ 67  
**Micro Therapy Jet** | MTJ.XXX (BIS, BLA, BON, SIL, WHI) \$ 190  
**Custom Jet Locations** | 69.116-CUS.JET No Charge  
(Must include drawing of locations)

## JET PLATING *For jet plating options go to page 16*

**LED TEMP. READOUT KEYPAD** | LED.UPG \$ 531

*Upgrade only, must have a keypad controlled system to purchase.*

**LIGHTING** LED Bath Light Chromatherapy System | LIG.LED \$ 704

## LOW WATER PROTECTION (Includes 30 minute timer)

110V | LOW.WAT-110 \$ 363  
220V | LOW.WAT-220 \$ 391

**MICRO MOUNT** | 69.140MCREDG \$ 134

**NECK MASSEUSE JET PILLOW** | PIL.NEC-XX \$ 726

Available in black, bone and white.

**PADDED HEADREST PILLOW** | 41.128 (Black only) \$ 145

## PUMPS

**Custom Pump Locations** | 69.116-CUS.PMP No Charge  
**Pump Upgrades** | PMP.UP (110V to 220V on 2.25 H.P. only) \$ 307

**REMOTE CONTROL** | REM.CON \$ 648

*Must have system to purchase*

## SKIRTS *For skirt options go to pages 16-17*

**TILE FLANGES** | FLA.MO-X \$ 212

**WASTE & OVERFLOW** | WOV.XX INCLUDED

**Integral W/O** (Std. round) | IWO.XX \$ 363

**Linear Integral W/O** | LWO-XXX \$ 363

*Additional finishes on page 17*

# DAVINCI

70"L x 36"W x 25"D - side-center drain  
 W/O Included  
 Foam fill sound insulator included  
 Includes lumbar support  
 Remote blower required for Thermal Air system



## MODEL / PRICING

MDA7036ATO	Tub Only	\$ 11,126	MDA7036ATA	Thermal Air	\$ 14,205
------------	----------	-----------	------------	-------------	-----------

### COLORS *Additional lead time is required for premium colors*

#### ACRYLIC BATHTUB COLORS

<b>Standard Colors:</b> Bone   White   Biscuit	Included
<b>Premium Colors:</b> Black   Ice Grey	\$ 1,296

#### SURFACES (outside only)

<b>Metallic:</b> Polished Nickel [PN]	\$ 17,925
MODEL/METAL/COLOR (XXX.XXX.XXX)	

<b>EXPORT CRATE</b>   FRT.EXPCRT	NET \$ 145
----------------------------------	------------

#### GRAB BARS (Pair)

<b>Standard Grab Bars</b>   GRA.BAR-XXX	
Group 1 - PC or PB	\$ 469
Group 2 - AB, BB, SB, BC, PN, SN, BN	\$ 609
Group 3 - PG, BG, SG	\$ 827
<b>Universal Grab Bars</b>   UGB-XXX	
Group 1 - PC or PB	\$ 503
Group 2 - AB, BB, SB, BC, PN, SN, BN	\$ 648
Group 3 - PG, BG, SG	\$ 849

#### HYDRO BLANKET | BLA.HEA-X

2 Zones	\$ 1,554
3 Zones	\$ 1,945
4 Zones	\$ 2,171

<b>HYDRO COAT</b>   HYC.COA	\$ 324
-----------------------------	--------

<b>HYDRO EXPRESS</b>   69.104-HYD.EXP	NET \$ 263
---------------------------------------	------------

<b>HYDROZONE</b>	INCLUDED ON THERMAL AIR
------------------	-------------------------

#### ISLAND TUB DRAIN | ITD.XXX

ABS, PVC   ITD.ABS   ITD.PVC	\$ 363
Cast Iron   ITD.CST	\$ 441

<b>LED TEMP. READOUT KEYPAD</b>   LED.UPG	\$ 531
---	--------

*Upgrade only, must have a keypad controlled system to purchase.*

<b>LIGHTING</b> LED Bath Light Chromatherapy System   LIG.LED	\$ 704
---	--------

<b>REMOTE CONTROL</b>   REM.CON	\$ 648
---------------------------------	--------

*Must have thermal air system to purchase*

#### WASTE & OVERFLOW

<b>Integral W/O</b> (Std. round)   IWO.XX	INCLUDED
WHI, BIS, PC, PB, PN, BC, BB, BN, SC, SB, SN, ORB, PE	No Charge
Gold Finish Upgrade (PG, BG)	\$ 648

<b>Linear Integral W/O</b>   LWO-XXX	NO CHARGE UPGRADE
--------------------------------------	-------------------



# DEANNA

60"L x 36"W x 22"D

60"L x 40"W x 22"D

Includes armrests



## MODEL / PRICING

DEA6036ATO	Tub Only	\$ 2,986
DEA6036AWP	Whirlpool (6)	\$ 5,603
DEA6036ATA	Thermal Air	\$ 6,123
DEA6036ACO	Combo System	\$ 7,957

DEA6040ATO	Tub Only	\$ 3,072
DEA6040AWP	Whirlpool (6)	\$ 5,866
DEA6040ATA	Thermal Air	\$ 6,223
DEA6040ACO	Combo System	\$ 8,183

## COLORS *Additional lead time is required for premium colors*

### ACRYLIC BATHTUB COLORS

<b>Standard Colors:</b> Bone   White   Biscuit	Included
<b>Premium Colors:</b> Black   Ice Grey	\$ 458
<b>Matte Finish:</b>	NET \$ 483

### BACK MASSEUSE SYSTEMS *Additional finishes on page 15*

<b>System I</b> - Manual Control (WP/CO)   BAC.MA1-XXX	\$ 771
<b>System II</b> - Electronic Control (WP/CO)   BAC.MA2-XXX	\$ 1,553
<b>System III</b> - Electronic Control (TA)   BAC.MA3-XXX	\$ 2,457

<b>EXPORT CRATE</b>   FRT.EXPCRT	NET \$ 145
----------------------------------	------------

<b>EXTRA HIGH DENSITY</b>   HI.DEN	\$ 704
------------------------------------	--------

### GRAB BARS (Pair) *Additional finishes on page 15*

<b>Standard Grab Bars</b>   GRA.BAR-XXX (Group 1 - PC or PB)	\$ 469
<b>Universal Grab Bars</b>   UGB-XXX (Group 1 - PC or PB)	\$ 503

### HYDRO BLANKET | BLA.HEA-X

2 Zones	\$ 1,554
3 Zones	\$ 1,945
4 Zones	\$ 2,171
5 Zones (with 2 controls)	\$ 2,453

<b>HYDRO COAT</b>   HYC.COA	\$ 324
-----------------------------	--------

<b>HYDRO EXPRESS</b>   69.104-HYD.EXP	NET \$ 145
---------------------------------------	------------

### HYDRO FUSION

Hydro Fusion (Tub Only)   29.102	\$ 849
Hydro Fusion with Ozone (Tub Only)   29.103	\$ 1,151
Hydro Fusion (TA, Whirlpool, Combo)   29.107	\$ 1,285

<b>HYDRO INDULGE</b>   HYD.IND	\$ 3,005
--------------------------------	----------

### HYDROZONE UV COMBO SYSTEM | OZUV.XXX

Whirlpool and Combo Systems only	
110 V   OZUV.110	\$ 994
220 V   OZUV.220	\$ 994

### INLINE HEATER *Whirlpool and Combo Systems only*

*No dedicated GFI required for 6 amp models.*

12.50 Amps 1.5 KW - 110V   27.100	\$ 693
6.25 Amps 1.5 KW - 220V   27.101	\$ 748
6.00 Amps 0.75 KW   27.103	\$ 620

## JETS *Additional finishes on page 16*

<b>Additional Jumbo or Rotating Jet</b> (JET.JJ-XX   JET.JR-XX)	
Group 1 - PC or PB	\$ 246
<b>Additional Standard or Swirling Jet</b> (JET.STD-XX   JET.SWI-XX)	
Group 1 - PC or PB	\$ 235
<b>Jumbo Jet Upgrade</b>   JUP.JJ-XX	\$ 106
<b>Rotating Jet Upgrade</b>   JUP.JR-XX	\$ 106
<b>Swirling Jet Upgrade</b>   JUP.SWI-XX	\$ 67
<b>Micro Therapy Jet</b>   MTJ.XXX (BIS, BLA, BON, SIL, WHI)	\$ 190
<b>Custom Jet Locations</b>   69.116-CUS.JET	No Charge
<i>(Must include drawing of locations)</i>	

## JET PLATING *For jet plating options go to page 16*

<b>LED TEMP. READOUT KEYPAD</b>   LED.UPG	\$ 531
---	--------

*Upgrade only, must have a keypad controlled system to purchase.*

<b>LIGHTING</b> LED Bath Light Chromatherapy System   LIG.LED	\$ 704
---	--------

## LOW WATER PROTECTION (Includes 30 minute timer)

110V   LOW.WAT-110	\$ 363
220V   LOW.WAT-220	\$ 391

<b>NECK MASSEUSE JET PILLOW</b>   PIL.NEC-XX	\$ 726
--	--------

*Available in black, bone and white.*

<b>PADDED HEADREST PILLOW</b>   41.128 (Black only)	\$ 145
---	--------

## PUMPS

<b>Custom Pump Locations</b>   69.116-CUS.PMP	No Charge
<b>Pump Upgrades</b>   PMP.UP (110V to 220V on 2.25 H.P. only)	\$ 307

<b>REMOTE CONTROL</b>   REM.CON	\$ 648
---------------------------------	--------

*Must have system to purchase*

<b>WASTE &amp; OVERFLOW</b>   WOV.XX	INCLUDED
--------------------------------------	----------

<b>Integral W/O</b> (Std. round)   IWO.XX	\$ 363
<b>Linear Integral W/O</b>   LWO-XXX	\$ 363

*Additional finishes on page 17*



## DEBRA

72"L x 42"W x 21"D

Includes armrests



## MODEL / PRICING

DEB7242ATO	Tub Only	\$ 3,146
DEB7242AWP	Whirlpool (8)	\$ 7,300

DEB7242ATA	Thermal Air	\$ 6,868
DEB7242ACO	Combo System	\$ 9,059

COLORS *Additional lead time is required for premium colors*

## ACRYLIC BATHTUB COLORS

<b>Standard Colors:</b> Bone   White   Biscuit	Included
<b>Premium Colors:</b> Black   Ice Grey	\$ 458
<b>Matte Finish:</b>	NET \$ 483

BACK MASSEUSE SYSTEMS *Additional finishes on page 15*

<b>System I</b> - Manual Control (WP/CO)   BAC.MA1-XXX	\$ 771
<b>System II</b> - Electronic Control (WP/CO)   BAC.MA2-XXX	\$ 1,553
<b>System III</b> - Electronic Control (TA)   BAC.MA3-XXX	\$ 2,457

<b>EXPORT CRATE</b>   FRT.EXPCRT	NET \$ 145
----------------------------------	------------

<b>EXTRA HIGH DENSITY</b>   HI.DEN	\$ 704
------------------------------------	--------

GRAB BARS (Pair) *Additional finishes on page 15*

<b>Standard Grab Bars</b>   GRA.BAR-XXX (Group 1 - PC or PB)	\$ 469
<b>Universal Grab Bars</b>   UGB-XXX (Group 1 - PC or PB)	\$ 503

## HYDRO BLANKET | BLA.HEA-X

2 Zones	\$ 1,554
3 Zones	\$ 1,945
4 Zones	\$ 2,171

<b>HYDRO COAT</b>   HYC.COA	\$ 324
-----------------------------	--------

<b>HYDRO EXPRESS</b>   69.104-HYD.EXP	NET \$ 145
---------------------------------------	------------

## HYDRO FUSION

Hydro Fusion (Tub Only)   29.102	\$ 849
Hydro Fusion with Ozone (Tub Only)   29.103	\$ 1,151
Hydro Fusion (TA, Whirlpool, Combo)   29.107	\$ 1,285

<b>HYDRO INDULGE</b>   HYD.IND	\$ 3,005
--------------------------------	----------

## HYDROZONE UV COMBO SYSTEM | OZUV.XXX

Whirlpool and Combo Systems only	
110 V   OZUV.110	\$ 994
220 V   OZUV.220	\$ 994

INLINE HEATER *Whirlpool and Combo Systems only*

No dedicated GFI required for 6 amp models.	
12.50 Amps 1.5 KW - 110V   27.100	\$ 693
6.25 Amps 1.5 KW - 220V   27.101	\$ 748
6.00 Amps 0.75 KW   27.103	\$ 620

JETS *Additional finishes on page 16*

<b>Additional Jumbo or Rotating Jet</b> (JET.JJ-XX   JET.JR-XX)	
Group 1 - PC or PB	\$ 246
<b>Additional Standard or Swirling Jet</b> (JET.STD-XX   JET.SWI-XX)	
Group 1 - PC or PB	\$ 235
<b>Jumbo Jet Upgrade</b>   JUP.JJ-XX	\$ 106
<b>Rotating Jet Upgrade</b>   JUP.JR-XX	\$ 106
<b>Swirling Jet Upgrade</b>   JUP.SWI-XX	\$ 67
<b>Micro Therapy Jet</b>   MTJ.XXX (BIS, BLA, BON, SIL, WHI)	\$ 190
<b>Custom Jet Locations</b>   69.116-CUS.JET	No Charge
<i>(Must include drawing of locations)</i>	

JET PLATING *For jet plating options go to page 16*

<b>LED TEMP. READOUT KEYPAD</b>   LED.UPG	\$ 531
---	--------

*Upgrade only, must have a keypad controlled system to purchase.*

<b>LIGHTING</b> LED Bath Light Chromotherapy System   LIG.LED	\$ 704
---	--------

## LOW WATER PROTECTION (Includes 30 minute timer)

110V   LOW.WAT-110	\$ 363
220V   LOW.WAT-220	\$ 391

<b>NECK MASSEUSE JET PILLOW</b>   PIL.NEC-XX	\$ 726
--	--------

Available in black, bone and white.

<b>PADDED HEADREST PILLOW</b>   41.128 (Black only)	\$ 145
---	--------

## PUMPS

<b>Custom Pump Locations</b>   69.116-CUS.PMP	No Charge
<b>Pump Upgrades</b>   PMP.UP (110V to 220V on 2.25 H.P. only)	\$ 307

<b>REMOTE CONTROL</b>   REM.CON	\$ 648
---------------------------------	--------

*Must have system to purchase*

<b>TILE FLANGES</b>   FLA.MO-X	\$ 212
--------------------------------	--------

<b>WASTE &amp; OVERFLOW</b>   WOV.XX	INCLUDED
--------------------------------------	----------

<b>Integral W/O</b> (Std. round)   IWO.XX	\$ 363
<b>Linear Integral W/O</b>   LWO-XXX	\$ 363

*Additional finishes on page 17*

# DOMINGO

66"L x 36"W x 24"D - side-center drain

70"L x 36"W x 24"D - side-center drain

W/O Included

Foam fill sound insulator included

Includes lumbar support

Remote blower required for Thermal Air system



## MODEL / PRICING

MDM6636ATO	Tub Only	\$ 8,140
MDM6636ATA	Thermal Air	\$ 11,075

MDM7036ATO	Tub Only	\$ 8,816
MDM7036ATA	Thermal Air	\$ 11,795

## COLORS *Additional lead time is required for premium colors*

### ACRYLIC BATHTUB COLORS

<b>Standard Colors:</b> Bone   White   Biscuit	Included
<b>Premium Colors:</b> Black   Ice Grey	\$ 1,296

### SURFACES (outside only)

<b>Metallic:</b> Polished Nickel [PN]	\$ 17,925
MODEL/METAL/COLOR (XXX.XXX.XXX)	

<b>EXPORT CRATE</b>   FRT.EXPCRT	NET \$ 145
----------------------------------	------------

### GRAB BARS (Pair)

<b>Standard Grab Bars</b>   GRA.BAR-XXX	
Group 1 - PC or PB	\$ 469
Group 2 - AB, BB, SB, BC, PN, SN, BN	\$ 609
Group 3 - PG, BG, SG	\$ 827
<b>Universal Grab Bars</b>   UGB-XXX	
Group 1 - PC or PB	\$ 503
Group 2 - AB, BB, SB, BC, PN, SN, BN	\$ 648
Group 3 - PG, BG, SG	\$ 849

### HYDRO BLANKET | BLA.HEA-X

2 Zones	\$ 1,554
3 Zones	\$ 1,945
4 Zones	\$ 2,171

<b>HYDRO COAT</b>   HYC.COA	\$ 324
-----------------------------	--------

<b>HYDRO EXPRESS</b>   69.104-HYD.EXP	NET \$ 263
---------------------------------------	------------

<b>HYDROZONE</b>	INCLUDED ON THERMAL AIR
------------------	-------------------------

### ISLAND TUB DRAIN | ITD.XXX

ABS, PVC   ITD.ABS   ITD.PVC	\$ 363
Cast Iron   ITD.CST	\$ 441

<b>LED TEMP. READOUT KEYPAD</b>   LED.UPG	\$ 531
---	--------

*Upgrade only, must have a keypad controlled system to purchase.*

<b>LIGHTING</b> LED Bath Light Chromatherapy System   LIG.LED	\$ 704
---	--------

<b>REMOTE CONTROL</b>   REM.CON	\$ 648
---------------------------------	--------

*Must have thermal air system to purchase*

### WASTE & OVERFLOW

<b>Integral W/O</b> (Std. round)   IWO.XX	INCLUDED
WHI, BIS, PC, PB, PN, BC, BB, BN, SC, SB, SN, ORB, PE	No Charge
Gold Finish Upgrade (PG, BG)	\$ 648

<b>Linear Integral W/O</b>   LWO-XXX	NO CHARGE UPGRADE
--------------------------------------	-------------------

# DONATELLO

66"L x 36"W x 24"D - side-center drain  
70"L x 36"W x 24"D - side-center drain  
W/O Included  
Foam fill sound insulator included  
Includes lumbar support  
Remote blower required for Thermal Air system



## MODEL / PRICING

MDO6636ATO	Tub Only	\$ 12,220	MDO7036ATO	Tub Only	\$ 12,490
MDO6636ATA	Thermal Air	\$ 14,487	MDO7036ATA	Thermal Air	\$ 14,631

## COLORS *Additional lead time is required for premium colors*

<b>ACRYLIC BATHTUB COLORS</b>	
<b>Standard Colors:</b> Bone   White   Biscuit	Included
<b>Premium Colors:</b> Black   Ice Grey	\$ 1,296

<b>SURFACES (outside only)</b>	
<b>Metallic:</b> Polished Nickel [PN]	\$ 17,925
MODEL/METAL/COLOR (XXX.XXX.XXX)	

<b>EXPORT CRATE</b>   FRT.EXPCRT	NET \$ 145
----------------------------------	------------

<b>GRAB BARS</b> (Pair)	
<b>Standard Grab Bars</b>   GRA.BAR-XXX	
Group 1 - PC or PB	\$ 469
Group 2 - AB, BB, SB, BC, PN, SN, BN	\$ 609
Group 3 - PG, BG, SG	\$ 827
<b>Universal Grab Bars</b>   UGB-XXX	
Group 1 - PC or PB	\$ 503
Group 2 - AB, BB, SB, BC, PN, SN, BN	\$ 648
Group 3 - PG, BG, SG	\$ 849

<b>HYDRO BLANKET</b>   BLA.HEA-X	
2 Zones	\$ 1,554
3 Zones	\$ 1,945
4 Zones	\$ 2,171

<b>HYDRO COAT</b>   HYC.COA	\$ 324
-----------------------------	--------

<b>HYDRO EXPRESS</b>   69.104-HYD.EXP	NET \$ 263
---------------------------------------	------------

<b>HYDROZONE</b>	INCLUDED ON THERMAL AIR
------------------	-------------------------

<b>ISLAND TUB DRAIN</b>   ITD.XXX	
ABS, PVC   ITD.ABS   ITD.PVC	\$ 363
Cast Iron   ITD.CST	\$ 441

<b>LED TEMP. READOUT KEYPAD</b>   LED.UPG	\$ 531
<i>Upgrade only, must have a keypad controlled system to purchase.</i>	

<b>LIGHTING</b> LED Bath Light Chromotherapy System   LIG.LED	\$ 704
---	--------

<b>REMOTE CONTROL</b>   REM.CON	\$ 648
<i>Must have thermal air system to purchase</i>	

<b>WASTE &amp; OVERFLOW</b>	
<b>Integral W/O</b> (Std. round)   IWO.XX	
WHI, BIS, PC, PB, PN, BC, BB, BN, SC, SB, SN, ORB, PE	No Charge
Gold Finish Upgrade (PG, BG)	\$ 648

<b>Linear Integral W/O</b>   LWO-XXX	NO CHARGE UPGRADE
--------------------------------------	-------------------

## DUO

60" L x 48" W x 18" D

66" L x 42" W x 19" D

66" L x 48" W x 19" D

72" L x 48" W x 19" D

All models include armrests &amp; pillow



## MODEL / PRICING

DUO6048ATO Tub Only	\$ 2,801	DUO6642ATA Thermal Air	\$ 5,835	DUO7248ATO Tub Only	\$ 3,096
DUO6048AWP Whirlpool (6)	\$ 5,872	DUO6642ACO Combo System	\$ 8,345	DUO7248AWP Whirlpool (8)	\$ 6,167
DUO6048ATA Thermal Air	\$ 6,029	DUO6648ATO Tub Only	\$ 2,900	DUO7248ATA Thermal Air	\$ 6,261
DUO6048ACO Combo System	\$ 8,201	DUO6648AWP Whirlpool (8)	\$ 6,085	DUO7248ACO Combo System	\$ 8,489
DUO6642ATO Tub Only	\$ 2,869	DUO6648ATA Thermal Air	\$ 6,079		
DUO6642AWP Whirlpool (8)	\$ 6,016	DUO6648ACO Combo System	\$ 8,414		

COLORS *Additional lead time is required for premium colors*

## ACRYLIC BATHTUB COLORS

<b>Standard Colors:</b> Bone   White   Biscuit	Included
<b>Premium Colors:</b> Black   Ice Grey	\$ 458
<b>Matte Finish:</b>	NET \$ 483

BACK MASSEUSE SYSTEMS *Additional finishes on page 15*

<b>System I</b> - Manual Control (WP/CO)   BAC.MA1-XXX	\$ 771
<b>System II</b> - Electronic Control (WP/CO)   BAC.MA2-XXX	\$ 1,553
<b>System III</b> - Electronic Control (TA)   BAC.MA3-XXX	\$ 2,457

<b>EXPORT CRATE</b>   FRT.EXPCRT	NET \$ 145
----------------------------------	------------

<b>EXTRA HIGH DENSITY</b>   HI.DEN	\$ 704
------------------------------------	--------

GRAB BARS (Pair) *Additional finishes on page 15*

<b>Standard Grab Bars</b>   GRA.BAR-XXX (Group 1 - PC or PB)	\$ 469
<b>Universal Grab Bars</b>   UGB-XXX (Group 1 - PC or PB)	\$ 503

## HYDRO BLANKET | BLA.HEA-X

2 Zones	\$ 1,554
3 Zones	\$ 1,945
4 Zones	\$ 2,171

<b>HYDRO COAT</b>   HYC.COA	\$ 324
-----------------------------	--------

<b>HYDRO EXPRESS</b>   69.104-HYD.EXP	NET \$ 145
---------------------------------------	------------

## HYDRO FUSION

Hydro Fusion (Tub Only)   29.102	\$ 849
Hydro Fusion with Ozone (Tub Only)   29.103	\$ 1,151
Hydro Fusion (TA, Whirlpool, Combo)   29.107	\$ 1,285

<b>HYDRO INDULGE</b>   HYD.IND	\$ 3,005
--------------------------------	----------

## HYDROZONE UV COMBO SYSTEM | OZUV.XXX

Whirlpool and Combo Systems only	
110 V   OZUV.110	\$ 994
220 V   OZUV.220	\$ 994

INLINE HEATER *Whirlpool and Combo Systems only*

No dedicated GFI required for 6 amp models.	
12.50 Amps 1.5 KW - 110V   27.100	\$ 693
6.25 Amps 1.5 KW - 220V   27.101	\$ 748
6.00 Amps 0.75 KW   27.103	\$ 620

JETS *Additional finishes on page 16*

<b>Additional Jumbo or Rotating Jet</b> (JET.JJ-XX   JET.JR-XX)	
Group 1 - PC or PB	\$ 246
<b>Additional Standard or Swirling Jet</b> (JET.STD-XX   JET.SWI-XX)	
Group 1 - PC or PB	\$ 235
<b>Jumbo Jet Upgrade</b>   JUP.JJ-XX	\$ 106
<b>Rotating Jet Upgrade</b>   JUP.JR-XX	\$ 106
<b>Swirling Jet Upgrade</b>   JUP.SWI-XX	\$ 67
<b>Micro Therapy Jet</b>   MTJ.XXX (BIS, BLA, BON, SIL, WHI)	\$ 190
<b>Custom Jet Locations</b>   69.116-CUS.JET	No Charge
<i>(Must include drawing of locations)</i>	

JET PLATING *For jet plating options go to page 16*

<b>LED TEMP. READOUT KEYPAD</b>   LED.UPG	\$ 531
---	--------

*Upgrade only, must have a keypad controlled system to purchase.*

<b>LIGHTING</b> LED Bath Light Chromotherapy System   LIG.LED	\$ 704
---	--------

## LOW WATER PROTECTION (Includes 30 minute timer)

110V   LOW.WAT-110	\$ 363
220V   LOW.WAT-220	\$ 391

<b>MICRO MOUNT</b>   69.140MCREDG	\$ 134
-----------------------------------	--------

## PUMPS

<b>Custom Pump Locations</b>   69.116-CUS.PMP	No Charge
<b>Pump Upgrades</b>   PMP.UP (110V to 220V on 2.25 H.P. only)	\$ 307

<b>REMOTE CONTROL</b>   REM.CON	\$ 648
---------------------------------	--------

*Must have system to purchase*SKIRTS *For skirt options go to pages 16-17*

<b>TILE FLANGES</b>   FLA.MO-X	\$ 212
--------------------------------	--------

<b>UNDERMOUNT</b>   UNDRMT	No Charge
----------------------------	-----------

<b>WASTE &amp; OVERFLOW</b>   WOV.XX	INCLUDED
--------------------------------------	----------

## EILEEN

74"L x 38"W x 19"D

86"L x 50"W x 19"D - Armrests not available



## MODEL / PRICING

EIL7438ATO	Tub Only	\$ 4,036
EIL7438AWP	Whirlpool (8)	\$ 7,350
EIL7438ATA	Thermal Air	\$ 7,363
EIL7438ACO	Combo System	\$ 9,654

EIL8650ATO	Tub Only	\$ 4,915
EIL8650AWP	Whirlpool (10)	\$ 8,345
EIL8650ATA	Thermal Air	\$ 8,364
EIL8650ACO	Combo System	\$ 10,624

COLORS *Additional lead time is required for premium colors*

## ACRYLIC BATHTUB COLORS

<b>Standard Colors:</b> Bone   White   Biscuit	Included
<b>Premium Colors:</b> Black   Ice Grey	\$ 458
<b>Matte Finish:</b>	NET \$ 483

BACK MASSEUSE SYSTEMS *Additional finishes on page 15*

<b>System I</b> - Manual Control (WP/CO)   BAC.MA1-XXX	\$ 771
<b>System II</b> - Electronic Control (WP/CO)   BAC.MA2-XXX	\$ 1,553
<b>System III</b> - Electronic Control (TA)   BAC.MA3-XXX	\$ 2,457

<b>EXPORT CRATE</b>   FRT.EXPCRT	NET \$ 145
----------------------------------	------------

<b>EXTRA HIGH DENSITY</b>   HI.DEN	\$ 704
------------------------------------	--------

GRAB BARS (Pair) *Additional finishes on page 15*

<b>Standard Grab Bars</b>   GRA.BAR-XXX (Group 1 - PC or PB)	\$ 469
<b>Universal Grab Bars</b>   UGB-XXX (Group 1 - PC or PB)	\$ 503

## HYDRO BLANKET | BLA.HEA-X

2 Zones	\$ 1,554
3 Zones	\$ 1,945
4 Zones	\$ 2,171
5 Zones (with 2 controls)	\$ 2,453

<b>HYDRO COAT</b>   HYC.COA	\$ 324
-----------------------------	--------

<b>HYDRO EXPRESS</b>   69.104-HYD.EXP	NET \$ 145
---------------------------------------	------------

## HYDRO FUSION

Hydro Fusion (Tub Only)   29.102	\$ 849
Hydro Fusion with Ozone (Tub Only)   29.103	\$ 1,151
Hydro Fusion (TA, Whirlpool, Combo)   29.107	\$ 1,285

<b>HYDRO INDULGE</b>   HYD.IND	\$ 3,005
--------------------------------	----------

## HYDROZONE UV COMBO SYSTEM | OZUV.XXX

Whirlpool and Combo Systems only	
110 V   OZUV.110	\$ 994
220 V   OZUV.220	\$ 994

INLINE HEATER *Whirlpool and Combo Systems only**No dedicated GFI required for 6 amp models.*

12.50 Amps 1.5 KW - 110V   27.100	\$ 693
6.25 Amps 1.5 KW - 220V   27.101	\$ 748
6.00 Amps 0.75 KW   27.103	\$ 620

JETS *Additional finishes on page 16*

<b>Additional Jumbo or Rotating Jet</b> (JET.JJ-XX   JET.JR-XX)	
Group 1 - PC or PB	\$ 246
<b>Additional Standard or Swirling Jet</b> (JET.STD-XX   JET.SWI-XX)	
Group 1 - PC or PB	\$ 235
<b>Jumbo Jet Upgrade</b>   JUP.JJ-XX	\$ 106
<b>Rotating Jet Upgrade</b>   JUP.JR-XX	\$ 106
<b>Swirling Jet Upgrade</b>   JUP.SWI-XX	\$ 67
<b>Micro Therapy Jet</b>   MTJ.XXX (BIS, BLA, BON, SIL, WHI)	\$ 190
<b>Custom Jet Locations</b>   69.116-CUS.JET	No Charge
<i>(Must include drawing of locations)</i>	

JET PLATING *For jet plating options go to page 16*

<b>LED TEMP. READOUT KEYPAD</b>   LED.UPG	\$ 531
---	--------

*Upgrade only, must have a keypad controlled system to purchase.*

<b>LIGHTING</b> LED Bath Light Chromotherapy System   LIG.LED	\$ 704
---	--------

## LOW WATER PROTECTION (Includes 30 minute timer)

110V   LOW.WAT-110	\$ 363	220V   LOW.WAT-220	\$ 391
--------------------	--------	--------------------	--------

<b>MICRO MOUNT</b>   69.140MCREDDG	\$ 134
------------------------------------	--------

<b>MOLDED ARMRESTS</b>   ARM.MOL-2 (one pair)	\$ 145
---	--------

*Some molded armrests add an interior detail line to the bathtub*

<b>NECK MASSEUSE JET PILLOW</b>   PIL.NEC-XX	\$ 726
<i>Available in black, bone and white.</i>	

<b>PADDED HEADREST PILLOW</b>   41.128 (Black only)	\$ 145
---	--------

<b>PUMPS</b> Custom Pump Locations   69.116-CUS.PMP	No Charge
---	-----------

<b>Pump Upgrades</b>   PMP.UP (110V to 220V on 2.25 H.P. only)	\$ 307
--	--------

<b>REMOTE CONTROL</b>   REM.CON	\$ 648
---------------------------------	--------

*Must have system to purchase*SKIRTS *For skirt options go to pages 16-17*

<b>TILE FLANGES</b>   FLA.MO-X	\$ 212
--------------------------------	--------

<b>UNDERMOUNT</b>   UNDRMT	No Charge
----------------------------	-----------

<b>WASTE &amp; OVERFLOW</b>   WOV.XX	INCLUDED
--------------------------------------	----------

<b>Integral W/O</b> (Std. round)   IWO.XX	\$ 363
---	--------

<b>Linear Integral W/O</b>   LWO-XXX	\$ 363
--------------------------------------	--------

*Additional finishes on page 17*



# ELIZABETH

72" L x 40" W x 27" D - center drain  
W/O Included  
Foam fill sound insulator included  
Includes lumbar support  
Remote blower required for Thermal Air system



## MODEL / PRICING

ELI7240ATO	Tub Only	\$ 5,695	ELI7240ATA	Thermal Air	\$ 8,201
------------	----------	----------	------------	-------------	----------

### COLORS *Additional lead time is required for premium colors*

#### ACRYLIC BATHTUB COLORS

<b>Standard Colors:</b> Bone   White   Biscuit	Included
<b>Premium Colors:</b> Black   Ice Grey	\$ 1,296
<b>Matte Finish:</b>	\$ 1,255
<b>Dual Color Option:</b>	\$ 2,279
MODEL/COLOR1/COLOR2 (XXX.XXX.XXX)	

#### SURFACES (outside only)

<b>Metallic:</b> Polished Nickel [PN]	\$ 17,925
MODEL/METAL/COLOR (XXX.XXX.XXX)	

<b>EXPORT CRATE</b>   FRT.EXPCRT	NET \$ 145
----------------------------------	------------

<b>EXTRA HIGH DENSITY</b>   HI.DEN	\$ 704
------------------------------------	--------

#### GRAB BARS (Pair)

<b>Standard Grab Bars</b>   GRA.BAR-XXX	
Group 1 - PC or PB	\$ 469
Group 2 - AB, BB, SB, BC, PN, SN, BN	\$ 609
Group 3 - PG, BG, SG	\$ 827
<b>Universal Grab Bars</b>   UGB-XXX	
Group 1 - PC or PB	\$ 503
Group 2 - AB, BB, SB, BC, PN, SN, BN	\$ 648
Group 3 - PG, BG, SG	\$ 849

<b>HEATED BACKREST</b>	INCLUDED ON THERMAL AIR
------------------------	-------------------------

#### HYDRO BLANKET | BLA.HEA-X

2 Zones	\$ 1,554
3 Zones	\$ 1,945
4 Zones	\$ 2,171
5 Zones (with 2 controls)	\$ 2,453

<b>HYDRO COAT</b>   HYC.COA	\$ 324
-----------------------------	--------

<b>HYDRO EXPRESS</b>   69.104-HYD.EXP	NET \$ 263
---------------------------------------	------------

<b>HYDROZONE</b>	INCLUDED ON THERMAL AIR
------------------	-------------------------

#### ISLAND TUB DRAIN | ITD.XXX

ABS, PVC   ITD.ABS   ITD.PVC	\$ 363
Cast Iron   ITD.CST	\$ 441

<b>LED TEMP. READOUT KEYPAD</b>   LED.UPG	\$ 531
---	--------

*Upgrade only, must have a keypad controlled system to purchase.*

<b>LIGHTING</b> LED Bath Light Chromatherapy System   LIG.LED	\$ 704
---	--------

#### MOLDED ARMRESTS

<i>Some molded armrests add an interior detail line to the bathtub</i>	
2 Armrests (one pair)   ARM.MOL-2	\$ 145
4 Armrests (two pairs)   ARM.MOL-4	\$ 290

<b>PADDED HEADREST PILLOW</b>   41.128 (Black only)	\$ 145
---	--------

<b>REMOTE CONTROL</b>   REM.CON	\$ 648
---------------------------------	--------

*Must have thermal air system to purchase*

#### WASTE & OVERFLOW

<b>Integral W/O</b> (Std. round)   IWO.XX	INCLUDED
WHI, BIS, PC, PB, PN, BC, BB, BN, SC, SB, SN, ORB, PE	No Charge
Gold Finish Upgrade (PG, BG)	\$ 648

<b>Linear Integral W/O</b>   LWO-XXX	NO CHARGE UPGRADE
--------------------------------------	-------------------

## ELLE

66"L x 32"W x 19"D

72"L x 36"W x 19"D

Available as freestanding model, see Estee page 44



## MODEL / PRICING

ELL6632ATO	Tub Only	\$ 3,969
ELL6632AWP	Whirlpool (6)	\$ 6,361
ELL6632ATA	Thermal Air	\$ 6,536
ELL6632ACO	Combo System	\$ 8,201

ELL7236ATO	Tub Only	\$ 4,417
ELL7236AWP	Whirlpool (6)	\$ 6,855
ELL7236ATA	Thermal Air	\$ 6,874
ELL7236ACO	Combo System	\$ 8,621

COLORS *Additional lead time is required for premium colors*

## ACRYLIC BATHTUB COLORS

<b>Standard Colors:</b> Bone   White   Biscuit	Included
<b>Premium Colors:</b> Black   Ice Grey	\$ 458
<b>Matte Finish:</b>	NET \$ 483

BACK MASSEUSE SYSTEMS *Additional finishes on page 15*

<b>System I</b> - Manual Control (WP/CO)   BAC.MA1-XXX	\$ 771
<b>System II</b> - Electronic Control (WP/CO)   BAC.MA2-XXX	\$ 1,553
<b>System III</b> - Electronic Control (TA)   BAC.MA3-XXX	\$ 2,457

<b>EXPORT CRATE</b>   FRT.EXPCRT	NET \$ 145
----------------------------------	------------

<b>EXTRA HIGH DENSITY</b>   HI.DEN	\$ 704
------------------------------------	--------

GRAB BARS (Pair) *Additional finishes on page 15*

<b>Standard Grab Bars</b>   GRA.BAR-XXX (Group 1 - PC or PB)	\$ 469
<b>Universal Grab Bars</b>   UGB-XXX (Group 1 - PC or PB)	\$ 503

## HYDRO BLANKET | BLA.HEA-X

2 Zones	\$ 1,554
3 Zones	\$ 1,945
4 Zones	\$ 2,171

<b>HYDRO COAT</b>   HYC.COA	\$ 324
-----------------------------	--------

<b>HYDRO EXPRESS</b>   69.104-HYD.EXP	NET \$ 145
---------------------------------------	------------

## HYDRO FUSION

Hydro Fusion (Tub Only)   29.102	\$ 849
Hydro Fusion with Ozone (Tub Only)   29.103	\$ 1,151
Hydro Fusion (TA, Whirlpool, Combo)   29.107	\$ 1,285

<b>HYDRO INDULGE</b>   HYD.IND	\$ 3,005
--------------------------------	----------

## HYDROZONE UV COMBO SYSTEM | OZUV.XXX

Whirlpool and Combo Systems only	
110 V   OZUV.110	\$ 994
220 V   OZUV.220	\$ 994

INLINE HEATER *Whirlpool and Combo Systems only*

<i>No dedicated GFI required for 6 amp models.</i>	
12.50 Amps 1.5 KW - 110V   27.100	\$ 693
6.25 Amps 1.5 KW - 220V   27.101	\$ 748
6.00 Amps 0.75 KW   27.103	\$ 620

JETS *Additional finishes on page 16*

<b>Additional Jumbo or Rotating Jet</b> (JET.JJ-XX   JET.JR-XX)	
Group 1 - PC or PB	\$ 246
<b>Additional Standard or Swirling Jet</b> (JET.STD-XX   JET.SWI-XX)	
Group 1 - PC or PB	\$ 235
<b>Jumbo Jet Upgrade</b>   JUP.JJ-XX	\$ 106
<b>Rotating Jet Upgrade</b>   JUP.JR-XX	\$ 106
<b>Swirling Jet Upgrade</b>   JUP.SWI-XX	\$ 67
<b>Micro Therapy Jet</b>   MTJ.XXX (BIS, BLA, BON, SIL, WHI)	\$ 190
<b>Custom Jet Locations</b>   69.116-CUS.JET	No Charge
<i>(Must include drawing of locations)</i>	

JET PLATING *For jet plating options go to page 16*

<b>LED TEMP. READOUT KEYPAD</b>   LED.UPG	\$ 531
---	--------

*Upgrade only, must have a keypad controlled system to purchase.*

<b>LIGHTING</b> LED Bath Light Chromotherapy System   LIG.LED	\$ 704
---	--------

## LOW WATER PROTECTION (Includes 30 minute timer)

110V   LOW.WAT-110	\$ 363	220V   LOW.WAT-220	\$ 391
--------------------	--------	--------------------	--------

<b>MICRO MOUNT</b>   69.140MCREDDG	\$ 134
------------------------------------	--------

<b>MOLDED ARMRESTS</b>   ARM.MOL-2 (one pair)	\$ 145
---	--------

*Some molded armrests add an interior detail line to the bathtub*

<b>NECK MASSEUSE JET PILLOW</b>   PIL.NEC-XX	\$ 726
--	--------

*Available in black, bone and white.*

<b>PADDED HEADREST PILLOW</b>   41.128 (Black only)	\$ 145
---	--------

<b>PUMPS</b> Custom Pump Locations   69.116-CUS.PMP	No Charge
---	-----------

<b>Pump Upgrades</b>   PMP.UP (110V to 220V on 2.25 H.P. only)	\$ 307
--	--------

<b>REMOTE CONTROL</b>   REM.CON	\$ 648
---------------------------------	--------

*Must have system to purchase*SKIRTS *For skirt options go to pages 16-17*

<b>TILE FLANGES</b>   FLA.MO-X	\$ 212
--------------------------------	--------

<b>UNDERMOUNT</b>   UNDRMT	No Charge
----------------------------	-----------

<b>WASTE &amp; OVERFLOW</b>   WOV.XX	INCLUDED
--------------------------------------	----------

<b>Integral W/O</b> (Std. round)   IWO.XX	\$ 363
---	--------

<b>Linear Integral W/O</b>   LWO-XXX	\$ 363
--------------------------------------	--------

*Additional finishes on page 17*

# EMMA

66" L x 42" W x 22" D



## MODEL / PRICING

EMM6642ATO	Tub Only	\$ 3,146
EMM6642AWP	Whirlpool (8)	\$ 6,862

EMM6642ATA	Thermal Air	\$ 6,812
EMM6642ACO	Combo System	\$ 9,090

## COLORS *Additional lead time is required for premium colors*

### ACRYLIC BATHTUB COLORS

<b>Standard Colors:</b> Bone   White   Biscuit	Included
<b>Premium Colors:</b> Black   Ice Grey	\$ 458
<b>Matte Finish:</b>	NET \$ 483

### BACK MASSEUSE SYSTEMS *Additional finishes on page 15*

<b>System I</b> - Manual Control (WP/CO)   BAC.MA1-XXX	\$ 771
<b>System II</b> - Electronic Control (WP/CO)   BAC.MA2-XXX	\$ 1,553
<b>System III</b> - Electronic Control (TA)   BAC.MA3-XXX	\$ 2,457

<b>EXPORT CRATE</b>   FRT.EXPCRT	NET \$ 145
----------------------------------	------------

<b>EXTRA HIGH DENSITY</b>   HI.DEN	\$ 704
------------------------------------	--------

### GRAB BARS (Pair) *Additional finishes on page 15*

<b>Standard Grab Bars</b>   GRA.BAR-XXX (Group 1 - PC or PB)	\$ 469
<b>Universal Grab Bars</b>   UGB-XXX (Group 1 - PC or PB)	\$ 503

### HYDRO BLANKET | BLA.HEA-X

2 Zones	\$ 1,554
3 Zones	\$ 1,945
4 Zones	\$ 2,171
5 Zones (with 2 controls)	\$ 2,453

<b>HYDRO COAT</b>   HYC.COA	\$ 324
-----------------------------	--------

<b>HYDRO EXPRESS</b>   69.104-HYD.EXP	NET \$ 145
---------------------------------------	------------

### HYDRO FUSION

Hydro Fusion (Tub Only)   29.102	\$ 849
Hydro Fusion with Ozone (Tub Only)   29.103	\$ 1,151
Hydro Fusion (TA, Whirlpool, Combo)   29.107	\$ 1,285

<b>HYDRO INDULGE</b>   HYD.IND	\$ 3,005
--------------------------------	----------

### HYDROZONE UV COMBO SYSTEM | OZUV.XXX

Whirlpool and Combo Systems only	
110 V   OZUV.110	\$ 994
220 V   OZUV.220	\$ 994

### INLINE HEATER *Whirlpool and Combo Systems only*

<i>No dedicated GFI required for 6 amp models.</i>	
12.50 Amps 1.5 KW - 110V   27.100	\$ 693
6.25 Amps 1.5 KW - 220V   27.101	\$ 748
6.00 Amps 0.75 KW   27.103	\$ 620

## JETS *Additional finishes on page 16*

<b>Additional Jumbo or Rotating Jet</b> (JET.JJ-XX   JET.JR-XX)	
Group 1 - PC or PB	\$ 246
<b>Additional Standard or Swirling Jet</b> (JET.STD-XX   JET.SWI-XX)	
Group 1 - PC or PB	\$ 235
<b>Jumbo Jet Upgrade</b>   JUP.JJ-XX	\$ 106
<b>Rotating Jet Upgrade</b>   JUP.JR-XX	\$ 106
<b>Swirling Jet Upgrade</b>   JUP.SWI-XX	\$ 67
<b>Micro Therapy Jet</b>   MTJ.XXX (BIS, BLA, BON, SIL, WHI)	\$ 190
<b>Custom Jet Locations</b>   69.116-CUS.JET	No Charge
<i>(Must include drawing of locations)</i>	

## JET PLATING *For jet plating options go to page 16*

<b>LED TEMP. READOUT KEYPAD</b>   LED.UPG	\$ 531
---	--------

*Upgrade only, must have a keypad controlled system to purchase.*

<b>LIGHTING</b> LED Bath Light Chromatherapy System   LIG.LED	\$ 704
---	--------

## LOW WATER PROTECTION (Includes 30 minute timer)

110V   LOW.WAT-110	\$ 363
220V   LOW.WAT-220	\$ 391

## MOLDED ARMRESTS

<i>Some molded armrests add an interior detail line to the bathtub</i>	
2 Armrests (one pair)   ARM.MOL-2	\$ 145

<b>NECK MASSEUSE JET PILLOW</b>   PIL.NEC-XX	\$ 726
--	--------

*Available in black, bone and white.*

<b>PADDED HEADREST PILLOW</b>   41.128 (Black only)	\$ 145
---	--------

## PUMPS

<b>Custom Pump Locations</b>   69.116-CUS.PMP	No Charge
<b>Pump Upgrades</b>   PMP.UP (110V to 220V on 2.25 H.P. only)	\$ 307

<b>REMOTE CONTROL</b>   REM.CON	\$ 648
---------------------------------	--------

*Must have system to purchase*

## SKIRTS *For skirt options go to pages 16-17*

<b>WASTE &amp; OVERFLOW</b>   WOV.XX	INCLUDED
--------------------------------------	----------

<b>Integral W/O</b> (Std. round)   IWO.XX	\$ 363
---	--------

<b>Linear Integral W/O</b>   LWO-XXX	\$ 363
--------------------------------------	--------

*Additional finishes on page 17*

# ENTRÉ - with flange

60"L x 32"W x 18"D Left Hand (shown)

66"L x 32"W x 18"D

Includes armrests

Specify RH or LH Drain

Gel coat model



## MODEL / PRICING

ENT6032GTO	Tub Only	\$ 2,298
ENT6032GWP	Whirlpool (6)	\$ 5,209
ENT6032GTA	Thermal Air	\$ 5,209
ENT6032GCO	Combo System	\$ 7,538

ENT6632GTO	Tub Only	\$ 2,341
ENT6632GWP	Whirlpool (6)	\$ 5,297
ENT6632GTA	Thermal Air	\$ 5,372
ENT6632GCO	Combo System	\$ 7,638

## COLORS *Additional lead time is required for premium colors*

### GEL COAT BATHTUB COLORS

**Standard Colors:** Almond | Bone | White | Biscuit Included

**Color matching** (colors match all manufacturers' fixture colors) \$ 440

### BACK MASSEUSE SYSTEMS *Additional finishes on page 15*

**System I** - Manual Control (WP/CO) | BAC.MA1-XXX \$ 771

**System II** - Electronic Control (WP/CO) | BAC.MA2-XXX \$ 1,553

**System III** - Electronic Control (TA) | BAC.MA3-XXX \$ 2,457

**EXPORT CRATE** | FRT.EXPCRT NET \$ 145

**EXTRA HIGH DENSITY** | HI.DEN \$ 704

### GRAB BARS (Pair) *Additional finishes on page 15*

**Standard Grab Bars** | GRA.BAR-XXX (Group 1 - PC or PB) \$ 469

**Universal Grab Bars** | UGB-XXX (Group 1 - PC or PB) \$ 503

### HYDRO BLANKET | BLA.HEA-X

2 Zones \$ 1,554

3 Zones \$ 1,945

4 Zones \$ 2,171

5 Zones (with 2 controls) \$ 2,453

**HYDRO COAT** | HYC.COA \$ 324

**HYDRO EXPRESS** | 69.104-HYD.EXP NET \$ 145

### HYDRO FUSION

Hydro Fusion (Tub Only) | 29.102 \$ 849

Hydro Fusion with Ozone (Tub Only) | 29.103 \$ 1,151

Hydro Fusion (TA, Whirlpool, Combo) | 29.107 \$ 1,285

**HYDRO INDULGE** | HYD.IND \$ 3,005

### HYDROZONE UV COMBO SYSTEM | OZUV.XXX

Whirlpool and Combo Systems only

110 V | OZUV.110 \$ 994

220 V | OZUV.220 \$ 994

### INLINE HEATER *Whirlpool and Combo Systems only*

*No dedicated GFI required for 6 amp models.*

12.50 Amps 1.5 KW - 110V | 27.100 \$ 693

6.25 Amps 1.5 KW - 220V | 27.101 \$ 748

6.00 Amps 0.75 KW | 27.103 \$ 620

## JETS *Additional finishes on page 16*

### Additional Jumbo or Rotating Jet (JET.JJ-XX | JET.JR-XX)

Group 1 - PC or PB \$ 246

### Additional Standard or Swirling Jet (JET.STD-XX | JET.SWI-XX)

Group 1 - PC or PB \$ 235

**Jumbo Jet Upgrade** | JUP.JJ-XX \$ 106

**Rotating Jet Upgrade** | JUP.JR-XX \$ 106

**Swirling Jet Upgrade** | JUP.SWI-XX \$ 67

**Micro Therapy Jet** | MTJ.XXX (BIS, BLA, BON, SIL, WHI) \$ 190

**Custom Jet Locations** | 69.116-CUS.JET No Charge

*(Must include drawing of locations)*

## JET PLATING *For jet plating options go to page 16*

**LED TEMP. READOUT KEYPAD** | LED.UPG \$ 531

*Upgrade only, must have a keypad controlled system to purchase.*

**LIGHTING** LED Bath Light Chromotherapy System | LIG.LED \$ 704

## LOW WATER PROTECTION (Includes 30 minute timer)

110V | LOW.WAT-110 \$ 363

220V | LOW.WAT-220 \$ 391

**MICRO MOUNT** | 69.140MCREDG \$ 134

**NECK MASSEUSE JET PILLOW** | PIL.NEC-XX \$ 726

*Available in black, bone and white.*

**PADDED HEADREST PILLOW** | 41.128 (Black only) \$ 145

## PUMPS

**Custom Pump Locations** | 69.116-CUS.PMP No Charge

**Pump Upgrades** | PMP.UP (110V to 220V on 2.25 H.P. only) \$ 307

**REMOTE CONTROL** | REM.CON \$ 648

*Must have system to purchase*

## SKIRTS *For skirt options go to pages 16-17*

**WASTE & OVERFLOW** | WOV.XX INCLUDED

**Integral W/O** (Std. round) | IWO.XX \$ 363

**Linear Integral W/O** | LWO-XXX \$ 363

*Additional finishes on page 17*

# ERICA

60"L x 60"W x 24"D

Includes armrests



## MODEL / PRICING

ERI6060ATO	Tub Only	\$ 3,588
ERI6060AWP	Whirlpool (6)	\$ 6,179

ERI6060ATA	Thermal Air	\$ 6,649
ERI6060ACO	Combo System	\$ 8,821

## COLORS *Additional lead time is required for premium colors*

### ACRYLIC BATHTUB COLORS

<b>Standard Colors:</b> Bone   White   Biscuit	Included
<b>Premium Colors:</b> Black   Ice Grey	\$ 458
<b>Matte Finish:</b>	NET \$ 483

### BACK MASSEUSE SYSTEMS *Additional finishes on page 15*

<b>System I</b> - Manual Control (WP/CO)   BAC.MA1-XXX	\$ 771
<b>System II</b> - Electronic Control (WP/CO)   BAC.MA2-XXX	\$ 1,553
<b>System III</b> - Electronic Control (TA)   BAC.MA3-XXX	\$ 2,457

<b>EXPORT CRATE</b>   FRT.EXPCRT	NET \$ 145
----------------------------------	------------

<b>EXTRA HIGH DENSITY</b>   HI.DEN	\$ 704
------------------------------------	--------

### GRAB BARS (Pair) *Additional finishes on page 15*

<b>Standard Grab Bars</b>   GRA.BAR-XXX (Group 1 - PC or PB)	\$ 469
<b>Universal Grab Bars</b>   UGB-XXX (Group 1 - PC or PB)	\$ 503

### HYDRO BLANKET | BLA.HEA-X

2 Zones	\$ 1,554
3 Zones	\$ 1,945
4 Zones	\$ 2,171

<b>HYDRO COAT</b>   HYC.COA	\$ 324
-----------------------------	--------

<b>HYDRO EXPRESS</b>   69.104-HYD.EXP	NET \$ 145
---------------------------------------	------------

### HYDRO FUSION

Hydro Fusion (Tub Only)   29.102	\$ 849
Hydro Fusion with Ozone (Tub Only)   29.103	\$ 1,151
Hydro Fusion (TA, Whirlpool, Combo)   29.107	\$ 1,285

<b>HYDRO INDULGE</b>   HYD.IND	\$ 3,005
--------------------------------	----------

### HYDROZONE UV COMBO SYSTEM | OZUV.XXX

Whirlpool and Combo Systems only	
110 V   OZUV.110	\$ 994
220 V   OZUV.220	\$ 994

### INLINE HEATER *Whirlpool and Combo Systems only*

<i>No dedicated GFI required for 6 amp models.</i>	
12.50 Amps 1.5 KW - 110V   27.100	\$ 693
6.25 Amps 1.5 KW - 220V   27.101	\$ 748
6.00 Amps 0.75 KW   27.103	\$ 620

## JETS *Additional finishes on page 16*

### Additional Jumbo or Rotating Jet (JET.JJ-XX | JET.JR-XX)

Group 1 - PC or PB	\$ 246
--------------------	--------

### Additional Standard or Swirling Jet (JET.STD-XX | JET.SWI-XX)

Group 1 - PC or PB	\$ 235
--------------------	--------

<b>Jumbo Jet Upgrade</b>   JUP.JJ-XX	\$ 106
--------------------------------------	--------

<b>Rotating Jet Upgrade</b>   JUP.JR-XX	\$ 106
---	--------

<b>Swirling Jet Upgrade</b>   JUP.SWI-XX	\$ 67
--	-------

<b>Micro Therapy Jet</b>   MTJ.XXX (BIS, BLA, BON, SIL, WHI)	\$ 190
--	--------

<b>Custom Jet Locations</b>   69.116-CUS.JET	No Charge
<i>(Must include drawing of locations)</i>	

## JET PLATING *For jet plating options go to page 16*

<b>LED TEMP. READOUT KEYPAD</b>   LED.UPG	\$ 531
---	--------

*Upgrade only, must have a keypad controlled system to purchase.*

<b>LIGHTING</b> LED Bath Light Chromatherapy System   LIG.LED	\$ 704
---	--------

## LOW WATER PROTECTION (Includes 30 minute timer)

110V   LOW.WAT-110	\$ 363
220V   LOW.WAT-220	\$ 391

<b>MICRO MOUNT</b>   69.140MCREDG	\$ 134
-----------------------------------	--------

<b>NECK MASSEUSE JET PILLOW</b>   PIL.NEC-XX	\$ 726
--	--------

*Available in black, bone and white.*

<b>PADDED HEADREST PILLOW</b>   41.128 (Black only)	\$ 145
---	--------

## PUMPS

<b>Custom Pump Locations</b>   69.116-CUS.PMP	No Charge
<b>Pump Upgrades</b>   PMP.UP (110V to 220V on 2.25 H.P. only)	\$ 307

<b>REMOTE CONTROL</b>   REM.CON	\$ 648
---------------------------------	--------

*Must have system to purchase*

## SKIRTS *For skirt options go to pages 16-17*

<b>TILE FLANGES</b>   FLA.MO-X	\$ 212
--------------------------------	--------

<b>WASTE &amp; OVERFLOW</b>   WOV.XX	INCLUDED
--------------------------------------	----------

<b>Integral W/O</b> (Std. round)   IWO.XX	\$ 363
---	--------

<b>Linear Integral W/O</b>   LWO-XXX	\$ 363
--------------------------------------	--------

*Additional finishes on page 17*



# ESTEE

66"L x 32"W x 24"D - center drain  
 72"L x 36"W x 24"D - center drain  
 W/O Included  
 Foam fill sound insulator included  
 Remote blower required for Thermal Air system  
 Available as drop-in model, see Elle page 40



## MODEL / PRICING

EST6632ATO	Tub Only	\$ 5,554	EST7236ATO	Tub Only	\$ 5,554
EST6632ATA	Thermal Air	\$ 8,201	EST7236ATA	Thermal Air	\$ 7,901

## COLORS *Additional lead time is required for premium colors*

### ACRYLIC BATHTUB COLORS

<b>Standard Colors:</b> Bone   White   Biscuit	Included
<b>Premium Colors:</b> Black   Ice Grey	\$ 1,296
<b>Matte Finish:</b>	\$ 1,255
<b>Dual Color Option:</b>	\$ 2,279
MODEL/COLOR1/COLOR2 (XXX.XXX.XXX)	

### SURFACES (outside only)

<b>Metallic:</b> Polished Nickel [PN]	\$ 17,925
MODEL/METAL/COLOR (XXX.XXX.XXX)	

<b>EXPORT CRATE</b>   FRT.EXPCRT	NET \$ 145
----------------------------------	------------

<b>EXTRA HIGH DENSITY</b>   HI.DEN	\$ 704
------------------------------------	--------

### GRAB BARS (Pair)

<b>Standard Grab Bars</b>   GRA.BAR-XXX	
Group 1 - PC or PB	\$ 469
Group 2 - AB, BB, SB, BC, PN, SN, BN	\$ 609
Group 3 - PG, BG, SG	\$ 827
<b>Universal Grab Bars</b>   UGB-XXX	
Group 1 - PC or PB	\$ 503
Group 2 - AB, BB, SB, BC, PN, SN, BN	\$ 648
Group 3 - PG, BG, SG	\$ 849

<b>HEATED BACKREST</b>	INCLUDED ON THERMAL AIR
------------------------	-------------------------

### HYDRO BLANKET | BLA.HEA-X

2 Zones	\$ 1,554
3 Zones	\$ 1,945
4 Zones	\$ 2,171
5 Zones (with 2 controls)	\$ 2,453

<b>HYDRO COAT</b>   HYC.COA	\$ 324
-----------------------------	--------

<b>HYDRO EXPRESS</b>   69.104-HYD.EXP	NET \$ 263
---------------------------------------	------------

<b>HYDROZONE</b>	INCLUDED ON THERMAL AIR
------------------	-------------------------

### ISLAND TUB DRAIN | ITD.XXX

ABS, PVC   ITD.ABS   ITD.PVC	\$ 363
Cast Iron   ITD.CST	\$ 441

<b>LED TEMP. READOUT KEYPAD</b>   LED.UPG	\$ 531
---	--------

*Upgrade only, must have a keypad controlled system to purchase.*

<b>LIGHTING</b> LED Bath Light Chromotherapy System   LIG.LED	\$ 704
---	--------

### MOLDED ARMRESTS

<i>Some molded armrests add an interior detail line to the bathtub</i>	
2 Armrests (one pair)   ARM.MOL-2	\$ 145
4 Armrests (two pairs)   ARM.MOL-4	\$ 290

<b>PADDED HEADREST PILLOW</b>   41.128 (Black only)	\$ 145
---	--------

<b>REMOTE CONTROL</b>   REM.CON	\$ 648
---------------------------------	--------

*Must have thermal air system to purchase*

### WASTE & OVERFLOW

<b>Integral W/O</b> (Std. round)   IWO.XX	INCLUDED
WHI, BIS, PC, PB, PN, BC, BB, BN, SC, SB, SN, ORB, PE	No Charge
Gold Finish Upgrade (PG, BG)	\$ 648

<b>Linear Integral W/O</b>   LWO-XXX	NO CHARGE UPGRADE
--------------------------------------	-------------------

# EVANSPOURT

60"L x 42"W x 21"D

72"L x 42"W x 21"D

Includes armrests



## MODEL / PRICING

EVA6042ATO	Tub Only	\$ 2,777
EVA6042AWP	Whirlpool (8)	\$ 5,409
EVA6042ATA	Thermal Air	\$ 6,142
EVA6042ACO	Combo System	\$ 8,383

EVA7242ATO	Tub Only	\$ 3,060
EVA7242AWP	Whirlpool (8)	\$ 5,591
EVA7242ATA	Thermal Air	\$ 6,186
EVA7242ACO	Combo System	\$ 8,583

## COLORS *Additional lead time is required for premium colors*

### ACRYLIC BATHTUB COLORS

<b>Standard Colors:</b> Bone   White   Biscuit	Included
<b>Premium Colors:</b> Black   Ice Grey	\$ 458
<b>Matte Finish:</b>	NET \$ 483

### BACK MASSEUSE SYSTEMS *Additional finishes on page 15*

<b>System I</b> - Manual Control (WP/CO)   BAC.MA1-XXX	\$ 771
<b>System II</b> - Electronic Control (WP/CO)   BAC.MA2-XXX	\$ 1,553
<b>System III</b> - Electronic Control (TA)   BAC.MA3-XXX	\$ 2,457

### EXPORT CRATE | FRT.EXPCRT

NET \$ 145

### EXTRA HIGH DENSITY | HI.DEN

\$ 704

### GRAB BARS (Pair) *Additional finishes on page 15*

<b>Standard Grab Bars</b>   GRA.BAR-XXX (Group 1 - PC or PB)	\$ 469
<b>Universal Grab Bars</b>   UGB-XXX (Group 1 - PC or PB)	\$ 503

### HYDRO BLANKET | BLA.HEA-X

2 Zones	\$ 1,554
3 Zones	\$ 1,945
4 Zones	\$ 2,171

### HYDRO COAT | HYC.COA

\$ 324

### HYDRO EXPRESS | 69.104-HYD.EXP

NET \$ 145

### HYDRO FUSION

Hydro Fusion (Tub Only)   29.102	\$ 849
Hydro Fusion with Ozone (Tub Only)   29.103	\$ 1,151
Hydro Fusion (TA, Whirlpool, Combo)   29.107	\$ 1,285

### HYDRO INDULGE | HYD.IND

\$ 3,005

### HYDROZONE UV COMBO SYSTEM | OZUV.XXX

Whirlpool and Combo Systems only	
110 V   OZUV.110	\$ 994
220 V   OZUV.220	\$ 994

### INLINE HEATER *Whirlpool and Combo Systems only*

<i>No dedicated GFI required for 6 amp models.</i>	
12.50 Amps 1.5 KW - 110V   27.100	\$ 693
6.25 Amps 1.5 KW - 220V   27.101	\$ 748
6.00 Amps 0.75 KW   27.103	\$ 620

## JETS *Additional finishes on page 16*

<b>Additional Jumbo or Rotating Jet</b> (JET.JJ-XX   JET.JR-XX)	
Group 1 - PC or PB	\$ 246
<b>Additional Standard or Swirling Jet</b> (JET.STD-XX   JET.SWI-XX)	
Group 1 - PC or PB	\$ 235
<b>Jumbo Jet Upgrade</b>   JUP.JJ-XX	\$ 106
<b>Rotating Jet Upgrade</b>   JUP.JR-XX	\$ 106
<b>Swirling Jet Upgrade</b>   JUP.SWI-XX	\$ 67
<b>Micro Therapy Jet</b>   MTJ.XXX (BIS, BLA, BON, SIL, WHI)	\$ 190
<b>Custom Jet Locations</b>   69.116-CUS.JET	No Charge
<i>(Must include drawing of locations)</i>	

## JET PLATING *For jet plating options go to page 16*

### LED TEMP. READOUT KEYPAD | LED.UPG

\$ 531

*Upgrade only, must have a keypad controlled system to purchase.*

### LIGHTING LED Bath Light Chromotherapy System | LIG.LED

\$ 704

### LOW WATER PROTECTION (Includes 30 minute timer)

110V   LOW.WAT-110	\$ 363
220V   LOW.WAT-220	\$ 391

### MICRO MOUNT | 69.140MCREDG

\$ 134

### NECK MASSEUSE JET PILLOW | PIL.NEC-XX

\$ 726

*Available in black, bone and white.*

### PADDED HEADREST PILLOW | 41.128 (Black only)

\$ 145

### PUMPS

<b>Custom Pump Locations</b>   69.116-CUS.PMP	No Charge
<b>Pump Upgrades</b>   PMP.UP (110V to 220V on 2.25 H.P. only)	\$ 307

### REMOTE CONTROL | REM.CON

\$ 648

*Must have system to purchase*

## SKIRTS *For skirt options go to pages 16-17*

### TILE FLANGES | FLA.MO-X

\$ 212

### UNDERMOUNT | UNDRMT

No Charge

### WASTE & OVERFLOW | WOV.XX

INCLUDED

### Integral W/O (Std. round) | IWO.XX

\$ 363

### Linear Integral W/O | LWO-XXX

\$ 363

*Additional finishes on page 17*

# FANTASY

60"L x 42"W x 21"D - w/ pillow

72"L x 42"W x 21"D - w/ pillows

\*Pillows are color matched to tub.

For more options please call Hydro Systems\*



## MODEL / PRICING

FAN6042ATO	Tub Only	\$ 3,827
FAN6042AWP	Whirlpool (6)	\$ 6,480
FAN6042ATA	Thermal Air	\$ 7,112
FAN6042ACO	Combo System	\$ 9,090

FAN7242ATO	Tub Only	\$ 3,932
FAN7242AWP	Whirlpool (8)	\$ 6,880
FAN7242ATA	Thermal Air	\$ 7,231
FAN7242ACO	Combo System	\$ 9,090

## COLORS *Additional lead time is required for premium colors*

### ACRYLIC BATHTUB COLORS

**Standard Colors:** Bone | White | Biscuit Included

**Premium Colors:** Black | Ice Grey \$ 458

**Matte Finish:** NET \$ 483

### BACK MASSEUSE SYSTEMS *Additional finishes on page 15*

**System I** - Manual Control (WP/CO) | BAC.MA1-XXX \$ 771

**System II** - Electronic Control (WP/CO) | BAC.MA2-XXX \$ 1,553

**System III** - Electronic Control (TA) | BAC.MA3-XXX \$ 2,457

**EXPORT CRATE** | FRT.EXPCRT NET \$ 145

**EXTRA HIGH DENSITY** | HI.DEN \$ 704

### GRAB BARS (Pair) *Additional finishes on page 15*

**Standard Grab Bars** | GRA.BAR-XXX (Group 1 - PC or PB) \$ 469

**Universal Grab Bars** | UGB-XXX (Group 1 - PC or PB) \$ 503

### HYDRO BLANKET | BLA.HEA-X

2 Zones \$ 1,554

3 Zones \$ 1,945

4 Zones \$ 2,171

**HYDRO COAT** | HYC.COA \$ 324

**HYDRO EXPRESS** | 69.104-HYD.EXP NET \$ 145

### HYDRO FUSION

Hydro Fusion (Tub Only) | 29.102 \$ 849

Hydro Fusion with Ozone (Tub Only) | 29.103 \$ 1,151

Hydro Fusion (TA, Whirlpool, Combo) | 29.107 \$ 1,285

**HYDRO INDULGE** | HYD.IND \$ 3,005

### HYDROZONE UV COMBO SYSTEM | OZUV.XXX

Whirlpool and Combo Systems only

110 V | OZUV.110 \$ 994

220 V | OZUV.220 \$ 994

### INLINE HEATER *Whirlpool and Combo Systems only*

*No dedicated GFI required for 6 amp models.*

12.50 Amps 1.5 KW - 110V | 27.100 \$ 693

6.25 Amps 1.5 KW - 220V | 27.101 \$ 748

6.00 Amps 0.75 KW | 27.103 \$ 620

## JETS *Additional finishes on page 16*

### Additional Jumbo or Rotating Jet (JET.JJ-XX | JET.JR-XX)

Group 1 - PC or PB \$ 246

### Additional Standard or Swirling Jet (JET.STD-XX | JET.SWI-XX)

Group 1 - PC or PB \$ 235

**Jumbo Jet Upgrade** | JUP.JJ-XX \$ 106

**Rotating Jet Upgrade** | JUP.JR-XX \$ 106

**Swirling Jet Upgrade** | JUP.SWI-XX \$ 67

**Micro Therapy Jet** | MTJ.XXX (BIS, BLA, BON, SIL, WHI) \$ 190

**Custom Jet Locations** | 69.116-CUS.JET No Charge

*(Must include drawing of locations)*

## JET PLATING *For jet plating options go to page 16*

**LED TEMP. READOUT KEYPAD** | LED.UPG \$ 531

*Upgrade only, must have a keypad controlled system to purchase.*

**LIGHTING** LED Bath Light Chromotherapy System | LIG.LED \$ 704

## LOW WATER PROTECTION (Includes 30 minute timer)

110V | LOW.WAT-110 \$ 363

220V | LOW.WAT-220 \$ 391

**MICRO MOUNT** | 69.140MCREDG \$ 134

## PUMPS

**Custom Pump Locations** | 69.116-CUS.PMP No Charge

**Pump Upgrades** | PMP.UP (110V to 220V on 2.25 H.P. only) \$ 307

**REMOTE CONTROL** | REM.CON \$ 648

*Must have system to purchase*

## SKIRTS *For skirt options go to pages 16-17*

**TILE FLANGES** | FLA.MO-X \$ 212

**UNDERMOUNT** | UNDRMT No Charge

**WASTE & OVERFLOW** | WOV.XX INCLUDED

**Integral W/O** (Std. round) | IWO.XX \$ 363

**Linear Integral W/O** | LWO-XXX \$ 363

*Additional finishes on page 17*

# FUJI

40"L x 40"W x 32"D - Gel coat model

60"L x 40"W x 26"D - Specify overflow location

60"L x 40"W x 32"D - Specify overflow location - Gel coat model

(Pump mounting not available on all Fuji models)



FUJ4040

## MODEL / PRICING

FUJ4040GTO	Tub Only	\$ 3,373	FUJ6040ATO	Tub Only	\$ 3,852	FUJ6040GTO	Tub Only	\$ 3,711
FUJ4040GWP	Whirlpool (6)	\$ 6,874	FUJ6040AWP	Whirlpool (8)	\$ 7,713	FUJ6040GWP	Whirlpool (8)	\$ 7,600
FUJ4040GTA	Thermal Air	\$ 6,586	FUJ6040ATA	Thermal Air	\$ 7,137	FUJ6040GTA	Thermal Air	\$ 6,974
FUJ4040GCO	Combo System	\$ 9,178	FUJ6040ACO	Combo System	\$ 9,998	FUJ6040GCO	Combo System	\$ 9,892

## COLORS *Additional lead time is required for premium colors*

### ACRYLIC BATHTUB COLORS

**Standard Colors:** Bone | White | Biscuit Included

**Premium Colors:** Black | Ice Grey \$ 458

**Matte Finish:** NET \$ 483

### GEL COAT BATHTUB COLORS

**Standard Colors:** Almond | Bone | White | Biscuit Included

**Color matching** (colors match all manufacturers' fixture colors) \$ 440

## BACK MASSEUSE SYSTEMS *Additional finishes on page 15*

**System I** - Manual Control (WP/CO) | BAC.MA1-XXX \$ 771

**System II** - Electronic Control (WP/CO) | BAC.MA2-XXX \$ 1,553

**System III** - Electronic Control (TA) | BAC.MA3-XXX \$ 2,457

**EXPORT CRATE** | FRT.EXPCRT NET \$ 145

**EXTRA HIGH DENSITY** | HI.DEN \$ 704

## GRAB BARS (Pair) *Additional finishes on page 15*

**Standard Grab Bars** | GRA.BAR-XXX (Group 1 - PC or PB) \$ 469

**Universal Grab Bars** | UGB-XXX (Group 1 - PC or PB) \$ 503

**HYDRO BLANKET** | BLA.HEA-X

2 Zones: \$ 1,554      3 Zones: \$ 1,945      4 Zones: \$ 2,171

**HYDRO COAT** | HYC.COA \$ 324

**HYDRO EXPRESS** | 69.104-HYD.EXP NET \$ 145

## HYDRO FUSION

Hydro Fusion (Tub Only) | 29.102 \$ 849

Hydro Fusion with Ozone (Tub Only) | 29.103 \$ 1,151

Hydro Fusion (TA, Whirlpool, Combo) | 29.107 \$ 1,285

**HYDRO INDULGE** | HYD.IND \$ 3,005

## HYDROZONE UV COMBO SYSTEM | OZUV.XXX

*Whirlpool and Combo Systems only*

110 V | OZUV.110 \$ 994      220 V | OZUV.220 \$ 994

## INLINE HEATER *Whirlpool and Combo Systems only*

*No dedicated GFI required for 6 amp models.*

12.50 Amps 1.5 KW - 110V | 27.100 \$ 693

6.25 Amps 1.5 KW - 220V | 27.101 \$ 748

6.00 Amps 0.75 KW | 27.103 \$ 620

## JETS *Additional finishes on page 16*

**Additional Jumbo or Rotating Jet** (JET.JJ-XX | JET.JR-XX)

Group 1 - PC or PB \$ 246

**Additional Standard or Swirling Jet** (JET.STD-XX | JET.SWI-XX)

Group 1 - PC or PB \$ 235

**Jumbo Jet Upgrade** | JUP.JJ-XX \$ 106

**Rotating Jet Upgrade** | JUP.JR-XX \$ 106

**Swirling Jet Upgrade** | JUP.SWI-XX \$ 67

**Micro Therapy Jet** | MTJ.XXX (BIS, BLA, BON, SIL, WHI) \$ 190

**Custom Jet Locations** | 69.116-CUS.JET No Charge

*(Must include drawing of locations)*

## JET PLATING *For jet plating options go to page 16*

**LED TEMP. READOUT KEYPAD** | LED.UPG \$ 531

*Upgrade only, must have a keypad controlled system to purchase.*

**LIGHTING** LED Bath Light Chromotherapy System | LIG.LED \$ 704

## LOW WATER PROTECTION (Includes 30 minute timer)

110V | LOW.WAT-110 \$ 363      220V | LOW.WAT-220 \$ 391

**MICRO MOUNT** | 69.140MCREDG \$ 134

## MOLDED ARMRESTS

*Some molded armrests add an interior detail line to the bathtub*

2 Armrests (one pair) | ARM.MOL-2 \$ 145

**NECK MASSEUSE JET PILLOW** | PIL.NEC-XX \$ 726

*Available in black, bone and white.*

**PADDED HEADREST PILLOW** | 41.128 (Black only) \$ 145

**PUMPS** **Custom Pump Locations** | 69.116-CUS.PMP No Charge

**Pump Upgrades** | PMP.UP (110V to 220V on 2.25 H.P. only) \$ 307

**REMOTE CONTROL** | REM.CON \$ 648

*Must have system to purchase*

**TILE FLANGES** | FLA.MO-X \$ 212

**UNDERMOUNT** | UNDRMT No Charge

**WASTE & OVERFLOW** | WOV.XX INCLUDED

**Integral W/O** (Std. round) | IWO.XX \$ 363

**Linear Integral W/O** | LWO-XXX \$ 363

*Additional finishes on page 17*

# GALAXIE

60"L x 38"W x 19"D

66"L x 38"W x 19"D

66"L x 42"W x 19"D

66"L x 44"W x 19"D

74"L x 44"W x 19"D

Available as freestanding model, see Casey page 24



## MODEL / PRICING

GAL6038ATO	Tub Only	\$ 3,655	GAL6638ACO	Combo System	\$ 8,502	GAL6644ATA	Thermal Air	\$ 6,661
GAL6038AWP	Whirlpool (6)	\$ 6,348	GAL6642ATO	Tub Only	\$ 3,754	GAL6644ACO	Combo System	\$ 8,765
GAL6038ATA	Thermal Air	\$ 6,304	GAL6642AWP	Whirlpool (8)	\$ 6,699	GAL7444ATO	Tub Only	\$ 3,956
GAL6038ACO	Combo System	\$ 8,458	GAL6642ATA	Thermal Air	\$ 6,643	GAL7444AWP	Whirlpool (8)	\$ 6,931
GAL6638ATO	Tub Only	\$ 3,754	GAL6642ACO	Combo System	\$ 8,890	GAL7444ATA	Thermal Air	\$ 6,655
GAL6638AWP	Whirlpool (8)	\$ 6,467	GAL6644ATO	Tub Only	\$ 3,766	GAL7444ACO	Combo System	\$ 9,172
GAL6638ATA	Thermal Air	\$ 6,348	GAL6644AWP	Whirlpool (8)	\$ 6,711			

## COLORS *Additional lead time is required for premium colors*

### ACRYLIC BATHTUB COLORS

<b>Standard Colors:</b> Bone   White   Biscuit	Included
<b>Premium Colors:</b> Black   Ice Grey	\$ 458
<b>Matte Finish:</b>	NET \$ 483

## BACK MASSEUSE SYSTEMS *Additional finishes on page 15*

<b>System I</b> - Manual Control (WP/CO)   BAC.MA1-XXX	\$ 771
<b>System II</b> - Electronic Control (WP/CO)   BAC.MA2-XXX	\$ 1,553
<b>System III</b> - Electronic Control (TA)   BAC.MA3-XXX	\$ 2,457

<b>EXPORT CRATE</b>   FRT.EXPCRT	NET \$ 145
----------------------------------	------------

<b>EXTRA HIGH DENSITY</b>   HI.DEN	\$ 704
------------------------------------	--------

## GRAB BARS (Pair) *Additional finishes on page 15*

<b>Standard Grab Bars</b>   GRA.BAR-XXX (Group 1 - PC or PB)	\$ 469
<b>Universal Grab Bars</b>   UGB-XXX (Group 1 - PC or PB)	\$ 503

## HYDRO BLANKET | BLA.HEA-X

2 Zones: \$ 1,554	3 Zones: \$ 1,945	4 Zones: \$ 2,171
-------------------	-------------------	-------------------

<b>HYDRO COAT</b>   HYC.COA	\$ 324
-----------------------------	--------

<b>HYDRO EXPRESS</b>   69.104-HYD.EXP	NET \$ 145
---------------------------------------	------------

## HYDRO FUSION

Hydro Fusion (Tub Only)   29.102	\$ 849
Hydro Fusion with Ozone (Tub Only)   29.103	\$ 1,151
Hydro Fusion (TA, Whirlpool, Combo)   29.107	\$ 1,285

<b>HYDRO INDULGE</b>   HYD.IND	\$ 3,005
--------------------------------	----------

## HYDROZONE UV COMBO SYSTEM | OZUV.XXX

Whirlpool and Combo Systems only	
110 V   OZUV.110	\$ 994
220 V   OZUV.220	\$ 994

## INLINE HEATER *Whirlpool and Combo Systems only*

<i>No dedicated GFI required for 6 amp models.</i>	
12.50 Amps 1.5 KW - 110V   27.100	\$ 693
6.25 Amps 1.5 KW - 220V   27.101	\$ 748
6.00 Amps 0.75 KW   27.103	\$ 620

## JETS *Additional finishes on page 16*

<b>Additional Jumbo or Rotating Jet</b> (JET.JJ-XX   JET.JR-XX)	
Group 1 - PC or PB	\$ 246
<b>Additional Standard or Swirling Jet</b> (JET.STD-XX   JET.SWI-XX)	
Group 1 - PC or PB	\$ 235
<b>Jumbo Jet Upgrade</b>   JUP.JJ-XX	\$ 106
<b>Rotating Jet Upgrade</b>   JUP.JR-XX	\$ 106
<b>Swirling Jet Upgrade</b>   JUP.SWI-XX	\$ 67
<b>Micro Therapy Jet</b>   MTJ.XXX (BIS, BLA, BON, SIL, WHI)	\$ 190
<b>Custom Jet Locations</b>   69.116-CUS.JET	No Charge
<i>(Must include drawing of locations)</i>	

## JET PLATING *For jet plating options go to page 16*

<b>LED TEMP. READOUT KEYPAD</b>   LED.UPG	\$ 531
---	--------

*Upgrade only, must have a keypad controlled system to purchase.*

<b>LIGHTING</b> LED Bath Light Chromotherapy System   LIG.LED	\$ 704
---	--------

## LOW WATER PROTECTION (Includes 30 minute timer)

110V   LOW.WAT-110	\$ 363
220V   LOW.WAT-220	\$ 391

<b>MICRO MOUNT</b>   69.140MCREDDG	\$ 134
------------------------------------	--------

## MOLDED ARMRESTS

<i>Some molded armrests add an interior detail line to the bathtub</i>	
2 Armrests (one pair)   ARM.MOL-2	\$ 145

<b>NECK MASSEUSE JET PILLOW</b>   PIL.NEC-XX	\$ 726
--	--------

*Available in black, bone and white.*

## PUMPS

<b>Custom Pump Locations</b>   69.116-CUS.PMP	No Charge
<b>Pump Upgrades</b>   PMP.UP (110V to 220V on 2.25 H.P. only)	\$ 307

<b>REMOTE CONTROL</b>   REM.CON	\$ 648
---------------------------------	--------

*Must have system to purchase*

<b>WASTE &amp; OVERFLOW</b>   WOV.XX	INCLUDED
--------------------------------------	----------

<b>Integral W/O</b> (Std. round)   IWO.XX	\$ 363
<b>Linear Integral W/O</b>   LWO-XXX	\$ 363

*Additional finishes on page 17*



# ISABELLA

60" L x 36" W x 19" D

66" L x 36" W x 19" D - No drip ledge

72" L x 36" W x 19" D

Includes armrests & soap dishes



## MODEL / PRICING

ISA6036ATO	Tub Only	\$ 2,703	ISA6636ATO	Tub Only	\$ 2,826	ISA7236ATO	Tub Only	\$ 3,060
ISA6036AWP	Whirlpool (6)	\$ 5,503	ISA6636AWP	Whirlpool (6)	\$ 5,584	ISA7236AWP	Whirlpool (6)	\$ 5,660
ISA6036ATA	Thermal Air	\$ 5,822	ISA6636ATA	Thermal Air	\$ 5,941	ISA7236ATA	Thermal Air	\$ 6,035
ISA6036ACO	Combo System	\$ 7,838	ISA6636ACO	Combo System	\$ 7,939	ISA7236ACO	Combo System	\$ 7,989

## COLORS *Additional lead time is required for premium colors*

### ACRYLIC BATHTUB COLORS

**Standard Colors:** Bone | White | Biscuit Included

**Premium Colors:** Black | Ice Grey \$ 458

**Matte Finish:** NET \$ 483

### BACK MASSEUSE SYSTEMS *Additional finishes on page 15*

**System I** - Manual Control (WP/CO) | BAC.MA1-XXX \$ 771

**System II** - Electronic Control (WP/CO) | BAC.MA2-XXX \$ 1,553

**System III** - Electronic Control (TA) | BAC.MA3-XXX \$ 2,457

**EXPORT CRATE** | FRT.EXPCRT NET \$ 145

**EXTRA HIGH DENSITY** | HI.DEN \$ 704

### GRAB BARS (Pair) *Additional finishes on page 15*

**Standard Grab Bars** | GRA.BAR-XXX (Group 1 - PC or PB) \$ 469

**Universal Grab Bars** | UGB-XXX (Group 1 - PC or PB) \$ 503

### HYDRO BLANKET | BLA.HEA-X

2 Zones \$ 1,554 4 Zones \$ 2,171

3 Zones \$ 1,945 5 Zones \$ 2,453

**HYDRO COAT** | HYC.COA \$ 324

**HYDRO EXPRESS** | 69.104-HYD.EXP NET \$ 145

### HYDRO FUSION

Hydro Fusion (Tub Only) | 29.102 \$ 849

Hydro Fusion with Ozone (Tub Only) | 29.103 \$ 1,151

Hydro Fusion (TA, Whirlpool, Combo) | 29.107 \$ 1,285

**HYDRO INDULGE** | HYD.IND \$ 3,005

### HYDROZONE UV COMBO SYSTEM | OZUV.XXX

Whirlpool and Combo Systems only

110 V | OZUV.110 \$ 994

220 V | OZUV.220 \$ 994

### INLINE HEATER *Whirlpool and Combo Systems only*

*No dedicated GFI required for 6 amp models.*

12.50 Amps 1.5 KW - 110V | 27.100 \$ 693

6.25 Amps 1.5 KW - 220V | 27.101 \$ 748

6.00 Amps 0.75 KW | 27.103 \$ 620

## JETS *Additional finishes on page 16*

**Additional Jumbo or Rotating Jet** (JET.JJ-XX | JET.JR-XX)

Group 1 - PC or PB \$ 246

**Additional Standard or Swirling Jet** (JET.STD-XX | JET.SWI-XX)

Group 1 - PC or PB \$ 235

**Jumbo Jet Upgrade** | JUP.JJ-XX \$ 106

**Rotating Jet Upgrade** | JUP.JR-XX \$ 106

**Swirling Jet Upgrade** | JUP.SWI-XX \$ 67

**Micro Therapy Jet** | MTJ.XXX (BIS, BLA, BON, SIL, WHI) \$ 190

**Custom Jet Locations** | 69.116-CUS.JET No Charge

*(Must include drawing of locations)*

## JET PLATING *For jet plating options go to page 16*

**LED TEMP. READOUT KEYPAD** | LED.UPG \$ 531

*Upgrade only, must have a keypad controlled system to purchase.*

**LIGHTING** LED Bath Light Chromatherapy System | LIG.LED \$ 704

## LOW WATER PROTECTION (Includes 30 minute timer)

110V | LOW.WAT-110 \$ 363 220V | LOW.WAT-220 \$ 391

**MICRO MOUNT** | 69.140MCREDG \$ 134

**NECK MASSEUSE JET PILLOW** | PIL.NEC-XX \$ 726

*Available in black, bone and white.*

**PADDED HEADREST PILLOW** | 41.128 (Black only) \$ 145

## PUMPS

**Custom Pump Locations** | 69.116-CUS.PMP No Charge

**Pump Upgrades** | PMP.UP (110V to 220V on 2.25 H.P. only) \$ 307

**REMOTE CONTROL** | REM.CON \$ 648

*Must have system to purchase*

## SKIRTS *For skirt options go to pages 16-17*

**TILE FLANGES** | FLA.MO-X \$ 212

**WASTE & OVERFLOW** | WOV.XX INCLUDED

**Integral W/O** (Std. round) | IWO.XX \$ 363

**Linear Integral W/O** | LWO-XXX \$ 363

*Additional finishes on page 17*



# JACQUELINE

66"L x 40"W x 24"D - end drain

W/O Included

Available as drop-in model, see Kimberly page 56



## MODEL / PRICING

JAC6640ATO	Tub Only	\$ 5,548
JAC6640AWP	Whirlpool (6)	\$ 8,671

JAC6640ATA	Thermal Air	\$ 8,940
JAC6640ACO	Combo System	\$ 11,369

## COLORS *Additional lead time is required for premium colors*

### ACRYLIC BATHTUB COLORS

<b>Standard Colors:</b> Bone   White   Biscuit	Included
<b>Premium Colors:</b> Black   Ice Grey	\$ 1,296
<b>Matte Finish:</b>	\$ 1,296
<b>Dual Color Option:</b>	\$ 2,279
MODEL/COLOR1/COLOR2 (XXX.XXX.XXX)	

### SURFACES (outside only)

<b>Metallic:</b> Polished Nickel [PN]	\$ 17,925
MODEL/METAL/COLOR (XXX.XXX.XXX)	

## BACK MASSEUSE SYSTEMS *Additional finishes on page 15*

<b>System I</b> - Manual Control (WP/CO)   BAC.MA1-XXX	\$ 771
<b>System II</b> - Electronic Control (WP/CO)   BAC.MA2-XXX	\$ 1,553
<b>System III</b> - Electronic Control (TA)   BAC.MA3-XXX	\$ 2,457

<b>EXPORT CRATE</b>   FRT.EXPCRT	NET \$ 145
----------------------------------	------------

<b>EXTRA HIGH DENSITY</b>   HI.DEN	\$ 704
------------------------------------	--------

## GRAB BARS (Pair) *Additional finishes on page 15*

<b>Standard Grab Bars</b>   GRA.BAR-XXX (Group 1 - PC or PB)	\$ 469
<b>Universal Grab Bars</b>   UGB-XXX (Group 1 - PC or PB)	\$ 503

<b>HEATED BACKREST</b>	INCLUDED ON TA, WP, CO
------------------------	------------------------

## HYDRO BLANKET | BLA.HEA-X

2 Zones	\$ 1,554	4 Zones	\$ 2,171
3 Zones	\$ 1,945	5 Zones	\$ 2,453

<b>HYDRO COAT</b>   HYC.COA	\$ 324
-----------------------------	--------

<b>HYDRO EXPRESS</b>   69.104-HYD.EXP	NET \$ 263
---------------------------------------	------------

## HYDRO FUSION

Hydro Fusion (Tub Only)   29.102	\$ 849
Hydro Fusion with Ozone (Tub Only)   29.103	\$ 1,151
Hydro Fusion (TA, Whirlpool, Combo)   29.107	\$ 1,285

<b>HYDROZONE</b>	INCLUDED ON TA, WP, CO
------------------	------------------------

## HYDROZONE UV COMBO SYSTEM | OZUV.XXX

Whirlpool and Combo Systems only	
110 V   OZUV.110	\$ 994
220 V   OZUV.220	\$ 994

## INLINE HEATER *Whirlpool and Combo Systems only*

*No dedicated GFI required for 6 amp models.*

12.50 Amps 1.5 KW - 110V   27.100	\$ 693
6.25 Amps 1.5 KW - 220V   27.101	\$ 748
6.00 Amps 0.75 KW   27.103	\$ 620

## ISLAND TUB DRAIN | ITD.XXX

ABS, PVC   ITD.ABS   ITD.PVC	\$ 363
Cast Iron   ITD.CST	\$ 441

## JETS *Additional finishes on page 16*

### Additional Jumbo or Rotating Jet (JET.JJ-XX | JET.JR-XX)

Group 1 - PC or PB	\$ 246
--------------------	--------

### Additional Standard or Swirling Jet (JET.STD-XX | JET.SWI-XX)

Group 1 - PC or PB	\$ 235
--------------------	--------

<b>Jumbo Jet Upgrade</b>   JUP.JJ-XX	\$ 106
--------------------------------------	--------

<b>Rotating Jet Upgrade</b>   JUP.JR-XX	\$ 106
---	--------

<b>Swirling Jet Upgrade</b>   JUP.SWI-XX	\$ 67
--	-------

<b>Micro Therapy Jet</b>   MTJ.XXX (BIS, BLA, BON, SIL, WHI)	\$ 190
--	--------

<b>Custom Jet Locations</b>   69.116-CUS.JET	No Charge
<i>(Must include drawing of locations)</i>	

## JET PLATING *For jet plating options go to page 16*

<b>LED TEMP. READOUT KEYPAD</b>   LED.UPG	\$ 531
---	--------

*Upgrade only, must have a keypad controlled system to purchase.*

<b>LIGHTING</b> LED Bath Light Chromotherapy System   LIG.LED	\$ 704
---	--------

## LOW WATER PROTECTION (Includes 30 minute timer)

110V   LOW.WAT-110	\$ 363	220V   LOW.WAT-220	\$ 391
--------------------	--------	--------------------	--------

<b>NECK MASSEUSE JET PILLOW</b>   PIL.NEC-XX	\$ 726
--	--------

*Available in black, bone and white.*

<b>PADDED HEADREST PILLOW</b>   41.128 (Black only)	\$ 145
---	--------

## PUMPS **Custom Pump Locations** | 69.116-CUS.PMP No Charge

<b>Pump Upgrades</b>   PMP.UP (110V to 220V on 2.25 H.P. only)	\$ 307
--	--------

<b>REMOTE CONTROL</b>   REM.CON	\$ 648
---------------------------------	--------

*Must have system to purchase*

## WASTE & OVERFLOW

<b>Integral W/O</b> (Std. round)   IWO.XX	INCLUDED
WHI, BIS, PC, PB, PN, BC, BB, BN, SC, SB, SN, ORB, PE	No Charge
Gold Finish Upgrade (PG, BG)	\$ 648
<b>Linear Integral W/O</b>   LWO-XXX	NO CHARGE UPGRADE

# JENNIFER

72"L x 48"W x 25"D

Includes armrests



## MODEL / PRICING

JEN7248ATO	Tub Only	\$ 4,227
JEN7248AWP	Whirlpool (8)	\$ 7,312

JEN7248ATA	Thermal Air	\$ 6,949
JEN7248ACO	Combo System	\$ 9,472

## COLORS *Additional lead time is required for premium colors*

### ACRYLIC BATHTUB COLORS

<b>Standard Colors:</b> Bone   White   Biscuit	Included
<b>Premium Colors:</b> Black   Ice Grey	\$ 458
<b>Matte Finish:</b>	NET \$ 483

## BACK MASSEUSE SYSTEMS *Additional finishes on page 15*

<b>System I</b> - Manual Control (WP/CO)   BAC.MA1-XXX	\$ 771
<b>System II</b> - Electronic Control (WP/CO)   BAC.MA2-XXX	\$ 1,553
<b>System III</b> - Electronic Control (TA)   BAC.MA3-XXX	\$ 2,457

<b>EXPORT CRATE</b>   FRT.EXPCRT	NET \$ 145
----------------------------------	------------

<b>EXTRA HIGH DENSITY</b>   HI.DEN	\$ 704
------------------------------------	--------

## GRAB BARS (Pair) *Additional finishes on page 15*

<b>Standard Grab Bars</b>   GRA.BAR-XXX (Group 1 - PC or PB)	\$ 469
<b>Universal Grab Bars</b>   UGB-XXX (Group 1 - PC or PB)	\$ 503

## HYDRO BLANKET | BLA.HEA-X

2 Zones	\$ 1,554
3 Zones	\$ 1,945
4 Zones	\$ 2,171

<b>HYDRO COAT</b>   HYC.COA	\$ 324
-----------------------------	--------

<b>HYDRO EXPRESS</b>   69.104-HYD.EXP	NET \$ 145
---------------------------------------	------------

## HYDRO FUSION

Hydro Fusion (Tub Only)   29.102	\$ 849
Hydro Fusion with Ozone (Tub Only)   29.103	\$ 1,151
Hydro Fusion (TA, Whirlpool, Combo)   29.107	\$ 1,285

<b>HYDRO INDULGE</b>   HYD.IND	\$ 3,005
--------------------------------	----------

## HYDROZONE UV COMBO SYSTEM | OZUV.XXX

Whirlpool and Combo Systems only	
110 V   OZUV.110	\$ 994
220 V   OZUV.220	\$ 994

## INLINE HEATER *Whirlpool and Combo Systems only*

<i>No dedicated GFI required for 6 amp models.</i>	
12.50 Amps 1.5 KW - 110V   27.100	\$ 693
6.25 Amps 1.5 KW - 220V   27.101	\$ 748
6.00 Amps 0.75 KW   27.103	\$ 620

## JETS *Additional finishes on page 16*

<b>Additional Jumbo or Rotating Jet</b> (JET.JJ-XX   JET.JR-XX)	
Group 1 - PC or PB	\$ 246
<b>Additional Standard or Swirling Jet</b> (JET.STD-XX   JET.SWI-XX)	
Group 1 - PC or PB	\$ 235
<b>Jumbo Jet Upgrade</b>   JUP.JJ-XX	\$ 106
<b>Rotating Jet Upgrade</b>   JUP.JR-XX	\$ 106
<b>Swirling Jet Upgrade</b>   JUP.SWI-XX	\$ 67
<b>Micro Therapy Jet</b>   MTJ.XXX (BIS, BLA, BON, SIL, WHI)	\$ 190
<b>Custom Jet Locations</b>   69.116-CUS.JET	No Charge
<i>(Must include drawing of locations)</i>	

## JET PLATING *For jet plating options go to page 16*

<b>LED TEMP. READOUT KEYPAD</b>   LED.UPG	\$ 531
---	--------

*Upgrade only, must have a keypad controlled system to purchase.*

<b>LIGHTING</b> LED Bath Light Chromatherapy System   LIG.LED	\$ 704
---	--------

## LOW WATER PROTECTION (Includes 30 minute timer)

110V   LOW.WAT-110	\$ 363
220V   LOW.WAT-220	\$ 391

<b>NECK MASSEUSE JET PILLOW</b>   PIL.NEC-XX	\$ 683
--	--------

*Available in black, bone and white.*

<b>PADDED HEADREST PILLOW</b>   41.128 (Black only)	\$ 145
---	--------

## PUMPS

<b>Custom Pump Locations</b>   69.116-CUS.PMP	No Charge
<b>Pump Upgrades</b>   PMP.UP (110V to 220V on 2.25 H.P. only)	\$ 307

<b>REMOTE CONTROL</b>   REM.CON	\$ 648
---------------------------------	--------

*Must have system to purchase*

<b>WASTE &amp; OVERFLOW</b>   WOV.XX	INCLUDED
--------------------------------------	----------

<b>Integral W/O</b> (Std. round)   IWO.XX	\$ 363
<b>Linear Integral W/O</b>   LWO-XXX	\$ 363

*Additional finishes on page 17*

# JESSICA - with skirt

60" L x 48" W x 21" D - no spout

72" L x 48" W x 21" D - with spout



## MODEL / PRICING

JES6048ATO	Tub Only	\$ 4,602
JES6048AWP	Whirlpool (8)	\$ 7,901
JES6048ATA	Thermal Air	\$ 8,571
JES6048ACO	Combo System	\$ 10,687

JES7248ATO	Tub Only	\$ 5,308
JES7248AWP	Whirlpool (8)	\$ 10,167
JES7248ATA	Thermal Air	\$ 9,898
JES7248ACO	Combo System	\$ 12,396

## COLORS *Additional lead time is required for premium colors*

### ACRYLIC BATHTUB COLORS

<b>Standard Colors:</b> Bone   White   Biscuit	Included
<b>Premium Colors:</b> Black   Ice Grey	\$ 458
<b>Matte Finish:</b>	NET \$ 483

### BACK MASSEUSE SYSTEMS *Additional finishes on page 15*

<b>System I</b> - Manual Control (WP/CO)   BAC.MA1-XXX	\$ 771
<b>System II</b> - Electronic Control (WP/CO)   BAC.MA2-XXX	\$ 1,553
<b>System III</b> - Electronic Control (TA)   BAC.MA3-XXX	\$ 2,457

<b>EXPORT CRATE</b>   FRT.EXPCRT	NET \$ 145
----------------------------------	------------

<b>EXTRA HIGH DENSITY</b>   HI.DEN	\$ 704
------------------------------------	--------

### GRAB BARS (Pair) *Additional finishes on page 15*

<b>Standard Grab Bars</b>   GRA.BAR-XXX (Group 1 - PC or PB)	\$ 469
<b>Universal Grab Bars</b>   UGB-XXX (Group 1 - PC or PB)	\$ 503

### HYDRO BLANKET | BLA.HEA-X

2 Zones	\$ 1,554
3 Zones	\$ 1,945
4 Zones	\$ 2,171

<b>HYDRO COAT</b>   HYC.COA	\$ 324
-----------------------------	--------

<b>HYDRO EXPRESS</b>   69.104-HYD.EXP	NET \$ 145
---------------------------------------	------------

### HYDRO FUSION

Hydro Fusion (Tub Only)   29.102	\$ 849
Hydro Fusion with Ozone (Tub Only)   29.103	\$ 1,151
Hydro Fusion (TA, Whirlpool, Combo)   29.107	\$ 1,285

<b>HYDRO INDULGE</b>   HYD.IND	\$ 3,005
--------------------------------	----------

### HYDROZONE UV COMBO SYSTEM | OZUV.XXX

Whirlpool and Combo Systems only	
110 V   OZUV.110	\$ 994
220 V   OZUV.220	\$ 994

### INLINE HEATER *Whirlpool and Combo Systems only*

*No dedicated GFI required for 6 amp models.*

12.50 Amps 1.5 KW - 110V   27.100	\$ 693
6.25 Amps 1.5 KW - 220V   27.101	\$ 748
6.00 Amps 0.75 KW   27.103	\$ 620

## JETS *Additional finishes on page 16*

<b>Additional Jumbo or Rotating Jet</b> (JET.JJ-XX   JET.JR-XX)	
Group 1 - PC or PB	\$ 246
<b>Additional Standard or Swirling Jet</b> (JET.STD-XX   JET.SWI-XX)	
Group 1 - PC or PB	\$ 235
<b>Jumbo Jet Upgrade</b>   JUP.JJ-XX	\$ 106
<b>Rotating Jet Upgrade</b>   JUP.JR-XX	\$ 106
<b>Swirling Jet Upgrade</b>   JUP.SWI-XX	\$ 67
<b>Micro Therapy Jet</b>   MTJ.XXX (BIS, BLA, BON, SIL, WHI)	\$ 190
<b>Custom Jet Locations</b>   69.116-CUS.JET	No Charge
<i>(Must include drawing of locations)</i>	

## JET PLATING *For jet plating options go to page 16*

<b>LED TEMP. READOUT KEYPAD</b>   LED.UPG	\$ 531
---	--------

*Upgrade only, must have a keypad controlled system to purchase.*

<b>LIGHTING</b> LED Bath Light Chromotherapy System   LIG.LED	\$ 704
---	--------

## LOW WATER PROTECTION (Includes 30 minute timer)

110V   LOW.WAT-110	\$ 363
220V   LOW.WAT-220	\$ 391

<b>NECK MASSEUSE JET PILLOW</b>   PIL.NEC-XX	\$ 726
--	--------

*Available in black, bone and white.*

<b>PADDED HEADREST PILLOW</b>   41.128 (Black only)	\$ 145
---	--------

## PUMPS

<b>Custom Pump Locations</b>   69.116-CUS.PMP	No Charge
<b>Pump Upgrades</b>   PMP.UP (110V to 220V on 2.25 H.P. only)	\$ 307

<b>REMOTE CONTROL</b>   REM.CON	\$ 648
---------------------------------	--------

*Must have system to purchase*

<b>TILE FLANGES</b>   FLA.MO-X	\$ 212
--------------------------------	--------

<b>WASTE &amp; OVERFLOW</b>   WOV.XX	INCLUDED
--------------------------------------	----------

<b>Integral W/O</b> (Std. round)   IWO.XX	\$ 363
---	--------

<b>Linear Integral W/O</b>   LWO-XXX	\$ 363
--------------------------------------	--------

*Additional finishes on page 17*

# KATARINA

69"L x 69"W x 26"D



## MODEL / PRICING

KAT6969ATO	Tub Only	\$ 6,432	KAT6969ATA	Thermal Air	\$ 9,247
KAT6969AWP	Whirlpool (10)	\$ 9,604	KAT6969ACO	Combo System	\$ 11,745

## COLORS *Additional lead time is required for premium colors*

### ACRYLIC BATHTUB COLORS

<b>Standard Colors:</b> Bone   White   Biscuit	Included
<b>Premium Colors:</b> Black   Ice Grey	\$ 458
<b>Matte Finish:</b>	NET \$ 483

### BACK MASSEUSE SYSTEMS *Additional finishes on page 15*

<b>System I</b> - Manual Control (WP/CO)   BAC.MA1-XXX	\$ 771
<b>System II</b> - Electronic Control (WP/CO)   BAC.MA2-XXX	\$ 1,553
<b>System III</b> - Electronic Control (TA)   BAC.MA3-XXX	\$ 2,457

<b>EXPORT CRATE</b>   FRT.EXPCRT	NET \$ 145
----------------------------------	------------

<b>EXTRA HIGH DENSITY</b>   HI.DEN	\$ 704
------------------------------------	--------

### GRAB BARS (Pair) *Additional finishes on page 15*

<b>Standard Grab Bars</b>   GRA.BAR-XXX (Group 1 - PC or PB)	\$ 469
<b>Universal Grab Bars</b>   UGB-XXX (Group 1 - PC or PB)	\$ 503

### HYDRO BLANKET | BLA.HEA-X

2 Zones	\$ 1,554
3 Zones	\$ 1,945
4 Zones	\$ 2,171

<b>HYDRO COAT</b>   HYC.COA	\$ 324
-----------------------------	--------

<b>HYDRO EXPRESS</b>   69.104-HYD.EXP	NET \$ 145
---------------------------------------	------------

### HYDRO FUSION

Hydro Fusion (Tub Only)   29.102	\$ 849
Hydro Fusion with Ozone (Tub Only)   29.103	\$ 1,151
Hydro Fusion (TA, Whirlpool, Combo)   29.107	\$ 1,285

<b>HYDRO INDULGE</b>   HYD.IND	\$ 3,005
--------------------------------	----------

### HYDROZONE UV COMBO SYSTEM | OZUV.XXX

Whirlpool and Combo Systems only	
110 V   OZUV.110	\$ 994
220 V   OZUV.220	\$ 994

### INLINE HEATER *Whirlpool and Combo Systems only*

<i>No dedicated GFI required for 6 amp models.</i>	
12.50 Amps 1.5 KW - 110V   27.100	\$ 693
6.25 Amps 1.5 KW - 220V   27.101	\$ 748
6.00 Amps 0.75 KW   27.103	\$ 620

## JETS *Additional finishes on page 16*

<b>Additional Jumbo or Rotating Jet</b> (JET.JJ-XX   JET.JR-XX)	
Group 1 - PC or PB	\$ 246
<b>Additional Standard or Swirling Jet</b> (JET.STD-XX   JET.SWI-XX)	
Group 1 - PC or PB	\$ 235
<b>Jumbo Jet Upgrade</b>   JUP.JJ-XX	\$ 106
<b>Rotating Jet Upgrade</b>   JUP.JR-XX	\$ 106
<b>Swirling Jet Upgrade</b>   JUP.SWI-XX	\$ 67
<b>Micro Therapy Jet</b>   MTJ.XXX (BIS, BLA, BON, SIL, WHI)	\$ 190
<b>Custom Jet Locations</b>   69.116-CUS.JET	No Charge
<i>(Must include drawing of locations)</i>	

## JET PLATING *For jet plating options go to page 16*

<b>LED TEMP. READOUT KEYPAD</b>   LED.UPG	\$ 531
---	--------

*Upgrade only, must have a keypad controlled system to purchase.*

<b>LIGHTING</b> LED Bath Light Chromatherapy System   LIG.LED	\$ 704
---	--------

## LOW WATER PROTECTION (Includes 30 minute timer)

110V   LOW.WAT-110	\$ 363
220V   LOW.WAT-220	\$ 391

<b>MICRO MOUNT</b>   69.140MCREDG	\$ 134
-----------------------------------	--------

<b>NECK MASSEUSE JET PILLOW</b>   PIL.NEC-XX	\$ 726
--	--------

*Available in black, bone and white.*

<b>PADDED HEADREST PILLOW</b>   41.128 (Black only)	\$ 145
---	--------

## PUMPS

<b>Custom Pump Locations</b>   69.116-CUS.PMP	No Charge
<b>Pump Upgrades</b>   PMP.UP (110V to 220V on 2.25 H.P. only)	\$ 307

<b>REMOTE CONTROL</b>   REM.CON	\$ 648
---------------------------------	--------

*Must have system to purchase*

<b>TILE FLANGES</b>   FLA.MO-X	\$ 212
--------------------------------	--------

<b>WASTE &amp; OVERFLOW</b>   WOV.XX	INCLUDED
--------------------------------------	----------

<b>Integral W/O</b> (Std. round)   IWO.XX	\$ 363
<b>Linear Integral W/O</b>   LWO-XXX	\$ 363

*Additional finishes on page 17*

## KAYLA

74"L x 42"W x 22"D



## MODEL / PRICING

KAY7442ATO	Tub Only	\$ 3,176
KAY7442AWP	Whirlpool (8)	\$ 7,676

KAY7442ATA	Thermal Air	\$ 7,469
KAY7442ACO	Combo System	\$ 10,242

COLORS *Additional lead time is required for premium colors*

## ACRYLIC BATHTUB COLORS

Standard Colors: Bone   White   Biscuit	Included
Premium Colors: Black   Ice Grey	\$ 458
Matte Finish:	NET \$ 483

BACK MASSEUSE SYSTEMS *Additional finishes on page 15*

System I - Manual Control (WP/CO)   BAC.MA1-XXX	\$ 771
System II - Electronic Control (WP/CO)   BAC.MA2-XXX	\$ 1,553
System III - Electronic Control (TA)   BAC.MA3-XXX	\$ 2,457

EXPORT CRATE   FRT.EXPCRT	NET \$ 145
---------------------------	------------

EXTRA HIGH DENSITY   HI.DEN	\$ 704
-----------------------------	--------

GRAB BARS (Pair) *Additional finishes on page 15*

Standard Grab Bars   GRA.BAR-XXX (Group 1 - PC or PB)	\$ 469
Universal Grab Bars   UGB-XXX (Group 1 - PC or PB)	\$ 503

## HYDRO BLANKET | BLA.HEA-X

2 Zones	\$ 1,554
3 Zones	\$ 1,945
4 Zones	\$ 2,171

HYDRO COAT   HYC.COA	\$ 324
----------------------	--------

HYDRO EXPRESS   69.104-HYD.EXP	NET \$ 145
--------------------------------	------------

## HYDRO FUSION

Hydro Fusion (Tub Only)   29.102	\$ 849
Hydro Fusion with Ozone (Tub Only)   29.103	\$ 1,151
Hydro Fusion (TA, Whirlpool, Combo)   29.107	\$ 1,285

HYDRO INDULGE   HYD.IND	\$ 3,005
-------------------------	----------

## HYDROZONE UV COMBO SYSTEM | OZUV.XXX

Whirlpool and Combo Systems only	
110 V   OZUV.110	\$ 994
220 V   OZUV.220	\$ 994

INLINE HEATER *Whirlpool and Combo Systems only*

No dedicated GFI required for 6 amp models.	
12.50 Amps 1.5 KW - 110V   27.100	\$ 693
6.25 Amps 1.5 KW - 220V   27.101	\$ 748
6.00 Amps 0.75 KW   27.103	\$ 620

JETS *Additional finishes on page 16*

Additional Jumbo or Rotating Jet (JET.JJ-XX   JET.JR-XX)	
Group 1 - PC or PB	\$ 246
Additional Standard or Swirling Jet (JET.STD-XX   JET.SWI-XX)	
Group 1 - PC or PB	\$ 235
Jumbo Jet Upgrade   JUP.JJ-XX	\$ 106
Rotating Jet Upgrade   JUP.JR-XX	\$ 106
Swirling Jet Upgrade   JUP.SWI-XX	\$ 67
Micro Therapy Jet   MTJ.XXX (BIS, BLA, BON, SIL, WHI)	\$ 190
Custom Jet Locations   69.116-CUS.JET	No Charge
<i>(Must include drawing of locations)</i>	

JET PLATING *For jet plating options go to page 16*

LED TEMP. READOUT KEYPAD   LED.UPG	\$ 531
------------------------------------	--------

*Upgrade only, must have a keypad controlled system to purchase.*

LIGHTING LED Bath Light Chromotherapy System   LIG.LED	\$ 704
--	--------

## LOW WATER PROTECTION (Includes 30 minute timer)

110V   LOW.WAT-110	\$ 363
220V   LOW.WAT-220	\$ 391

MICRO MOUNT   69.140MCREDG	\$ 134
----------------------------	--------

## MOLDED ARMRESTS

Some molded armrests add an interior detail line to the bathtub	
2 Armrests (one pair)   ARM.MOL-2	\$ 145

NECK MASSEUSE JET PILLOW   PIL.NEC-XX	\$ 726
---------------------------------------	--------

*Available in black, bone and white.*

PADDED HEADREST PILLOW   41.128 (Black only)	\$ 145
--	--------

## PUMPS

Custom Pump Locations   69.116-CUS.PMP	No Charge
Pump Upgrades   PMP.UP (110V to 220V on 2.25 H.P. only)	\$ 307

REMOTE CONTROL   REM.CON	\$ 648
--------------------------	--------

*Must have system to purchase*

TILE FLANGES   FLA.MO-X	\$ 212
-------------------------	--------

UNDERMOUNT   UNDRMT	No Charge
---------------------	-----------

WASTE & OVERFLOW   WOV.XX	INCLUDED
---------------------------	----------

Integral W/O (Std. round)   IWO.XX	\$ 363
------------------------------------	--------

Linear Integral W/O   LWO-XXX	\$ 363
-------------------------------	--------

*Additional finishes on page 17*



# KELLIE

70"L x 40"W x 26"D - side center drain  
W/O Included  
Foam fill sound insulator included  
Includes lumbar support  
Remote blower required for Thermal Air system



## MODEL / PRICING

KEL7040ATO	Tub Only	\$ 5,757	KEL7040ATA	Thermal Air	\$ 9,015
------------	----------	----------	------------	-------------	----------

### COLORS *Additional lead time is required for premium colors*

#### ACRYLIC BATHTUB COLORS

<b>Standard Colors:</b> Bone   White   Biscuit	Included
<b>Premium Colors:</b> Black   Ice Grey	\$ 1,296
<b>Matte Finish:</b>	\$ 1,255
<b>Dual Color Option:</b>	\$ 2,279
MODEL/COLOR1/COLOR2 (XXX.XXX.XXX)	

#### SURFACES (outside only)

<b>Metallic:</b> Polished Nickel [PN]	\$ 17,925
MODEL/METAL/COLOR (XXX.XXX.XXX)	

<b>EXPORT CRATE</b>   FRT.EXPCRT	NET \$ 145
----------------------------------	------------

#### GRAB BARS (Pair)

##### Standard Grab Bars | GRA.BAR-XXX

Group 1 - PC or PB	\$ 469
Group 2 - AB, BB, SB, BC, PN, SN, BN	\$ 609
Group 3 - PG, BG, SG	\$ 827

##### Universal Grab Bars | UGB-XXX

Group 1 - PC or PB	\$ 503
Group 2 - AB, BB, SB, BC, PN, SN, BN	\$ 648
Group 3 - PG, BG, SG	\$ 849

#### HEATED BACKREST INCLUDED ON THERMAL AIR

#### HYDRO BLANKET | BLA.HEA-X

2 Zones	\$ 1,554
3 Zones	\$ 1,945
4 Zones	\$ 2,171
5 Zones (with 2 controls)	\$ 2,453

#### HYDRO COAT | HYC.COA \$ 324

#### HYDRO EXPRESS | 69.104-HYD.EXP NET \$ 263

### HYDROZONE

INCLUDED ON THERMAL AIR

#### HYDROZONE UV COMBO SYSTEM | OZUV.XXX

Whirlpool and Combo Systems only	
110 V   OZUV.110	\$ 994
220 V   OZUV.220	\$ 994

#### ISLAND TUB DRAIN | ITD.XXX

ABS, PVC   ITD.ABS   ITD.PVC	\$ 363
Cast Iron   ITD.CST	\$ 441

#### LED TEMP. READOUT KEYPAD | LED.UPG \$ 531

*Upgrade only, must have a keypad controlled system to purchase.*

#### LIGHTING LED Bath Light Chromatherapy System | LIG.LED \$ 704

#### MOLDED ARMRESTS

*Some molded armrests add an interior detail line to the bathtub*

2 Armrests (one pair)   ARM.MOL-2	\$ 145
4 Armrests (two pairs)   ARM.MOL-4	\$ 290

#### PADDED HEADREST PILLOW | 41.128 (Black only) \$ 145

#### REMOTE CONTROL | REM.CON \$ 648

*Must have thermal air system to purchase*

#### WASTE & OVERFLOW

<b>Integral W/O</b> (Std. round)   IWO.XX	INCLUDED
WHI, BIS, PC, PB, PN, BC, BB, BN, SC, SB, SN, ORB, PE	No Charge
Gold Finish Upgrade (PG, BG)	\$ 648

#### Linear Integral W/O | LWO-XXX NO CHARGE UPGRADE

**\*\*Additional towel bar finishes available.  
Call Hydro Systems for quote and lead times.\*\***



## KIMBERLY

66"L x 40"W x 24"D

72"L x 40"W x 24"D

Includes armrests

Available as freestanding model, see Jacqueline page 50



## MODEL / PRICING

KIM6640ATO	Tub Only	\$ 3,846
KIM6640AWP	Whirlpool (6)	\$ 6,931
KIM6640ATA	Thermal Air	\$ 6,843
KIM6640ACO	Combo System	\$ 8,796

KIM7240ATO	Tub Only	\$ 3,981
KIM7240AWP	Whirlpool (6)	\$ 7,056
KIM7240ATA	Thermal Air	\$ 6,987
KIM7240ACO	Combo System	\$ 9,322

COLORS *Additional lead time is required for premium colors*

## ACRYLIC BATHTUB COLORS

<b>Standard Colors:</b> Bone   White   Biscuit	Included
<b>Premium Colors:</b> Black   Ice Grey	\$ 458
<b>Matte Finish:</b>	NET \$ 483

BACK MASSEUSE SYSTEMS *Additional finishes on page 15*

<b>System I</b> - Manual Control (WP/CO)   BAC.MA1-XXX	\$ 771
<b>System II</b> - Electronic Control (WP/CO)   BAC.MA2-XXX	\$ 1,553
<b>System III</b> - Electronic Control (TA)   BAC.MA3-XXX	\$ 2,457

<b>EXPORT CRATE</b>   FRT.EXPCRT	NET \$ 145
----------------------------------	------------

<b>EXTRA HIGH DENSITY</b>   HI.DEN	\$ 704
------------------------------------	--------

GRAB BARS (Pair) *Additional finishes on page 15*

<b>Standard Grab Bars</b>   GRA.BAR-XXX (Group 1 - PC or PB)	\$ 469
<b>Universal Grab Bars</b>   UGB-XXX (Group 1 - PC or PB)	\$ 503

## HYDRO BLANKET | BLA.HEA-X

2 Zones	\$ 1,554
3 Zones	\$ 1,945
4 Zones	\$ 2,171
5 Zones (with 2 controls)	\$ 2,453

<b>HYDRO COAT</b>   HYC.COA	\$ 324
-----------------------------	--------

<b>HYDRO EXPRESS</b>   69.104-HYD.EXP	NET \$ 145
---------------------------------------	------------

## HYDRO FUSION

Hydro Fusion (Tub Only)   29.102	\$ 849
Hydro Fusion with Ozone (Tub Only)   29.103	\$ 1,151
Hydro Fusion (TA, Whirlpool, Combo)   29.107	\$ 1,285

<b>HYDRO INDULGE</b>   HYD.IND	\$ 3,005
--------------------------------	----------

## HYDROZONE UV COMBO SYSTEM | OZUV.XXX

Whirlpool and Combo Systems only	
110 V   OZUV.110	\$ 994
220 V   OZUV.220	\$ 994

INLINE HEATER *Whirlpool and Combo Systems only**No dedicated GFI required for 6 amp models.*

12.50 Amps 1.5 KW - 110V   27.100	\$ 693
6.25 Amps 1.5 KW - 220V   27.101	\$ 748
6.00 Amps 0.75 KW   27.103	\$ 620

JETS *Additional finishes on page 16*

<b>Additional Jumbo or Rotating Jet</b> (JET.JJ-XX   JET.JR-XX)	
Group 1 - PC or PB	\$ 246
<b>Additional Standard or Swirling Jet</b> (JET.STD-XX   JET.SWI-XX)	
Group 1 - PC or PB	\$ 235
<b>Jumbo Jet Upgrade</b>   JUP.JJ-XX	\$ 106
<b>Rotating Jet Upgrade</b>   JUP.JR-XX	\$ 106
<b>Swirling Jet Upgrade</b>   JUP.SWI-XX	\$ 67
<b>Micro Therapy Jet</b>   MTJ.XXX (BIS, BLA, BON, SIL, WHI)	\$ 190
<b>Custom Jet Locations</b>   69.116-CUS.JET	No Charge
<i>(Must include drawing of locations)</i>	

JET PLATING *For jet plating options go to page 16*

<b>LED TEMP. READOUT KEYPAD</b>   LED.UPG	\$ 531
---	--------

*Upgrade only, must have a keypad controlled system to purchase.*

<b>LIGHTING</b> LED Bath Light Chromotherapy System   LIG.LED	\$ 704
---	--------

## LOW WATER PROTECTION (Includes 30 minute timer)

110V   LOW.WAT-110	\$ 363
220V   LOW.WAT-220	\$ 391

<b>NECK MASSEUSE JET PILLOW</b>   PIL.NEC-XX	\$ 726
--	--------

*Available in black, bone and white.*

<b>PADDED HEADREST PILLOW</b>   41.128 (Black only)	\$ 145
---	--------

## PUMPS

<b>Custom Pump Locations</b>   69.116-CUS.PMP	No Charge
<b>Pump Upgrades</b>   PMP.UP (110V to 220V on 2.25 H.P. only)	\$ 307

<b>REMOTE CONTROL</b>   REM.CON	\$ 648
---------------------------------	--------

*Must have system to purchase*

<b>WASTE &amp; OVERFLOW</b>   WOV.XX	INCLUDED
--------------------------------------	----------

<b>Integral W/O</b> (Std. round)   IWO.XX	\$ 363
<b>Linear Integral W/O</b>   LWO-XXX	\$ 363

*Additional finishes on page 17*

# KIRA

60"L x 32"W x 20"D

72"L x 32"W x 20"D



## MODEL / PRICING

KIR6032ATO	Tub Only	\$ 2,697
KIR6032AWP	Whirlpool (6)	\$ 5,741
KIR6032ATA	Thermal Air	\$ 5,791
KIR6032ACO	Combo System	\$ 7,938

KIR7232ATO	Tub Only	\$ 2,777
KIR7232AWP	Whirlpool (6)	\$ 6,073
KIR7232ATA	Thermal Air	\$ 6,110
KIR7232ACO	Combo System	\$ 8,646

## COLORS *Additional lead time is required for premium colors*

### ACRYLIC BATHTUB COLORS

<b>Standard Colors:</b> Bone   White   Biscuit	Included
<b>Premium Colors:</b> Black   Ice Grey	\$ 458
<b>Matte Finish:</b>	NET \$ 483

## BACK MASSEUSE SYSTEMS *Additional finishes on page 15*

<b>System I</b> - Manual Control (WP/CO)   BAC.MA1-XXX	\$ 771
<b>System II</b> - Electronic Control (WP/CO)   BAC.MA2-XXX	\$ 1,553
<b>System III</b> - Electronic Control (TA)   BAC.MA3-XXX	\$ 2,457

## EXPORT CRATE | FRT.EXPCRT NET \$ 145

## EXTRA HIGH DENSITY | HI.DEN \$ 704

## GRAB BARS (Pair) *Additional finishes on page 15*

<b>Standard Grab Bars</b>   GRA.BAR-XXX (Group 1 - PC or PB)	\$ 469
<b>Universal Grab Bars</b>   UGB-XXX (Group 1 - PC or PB)	\$ 503

## HYDRO BLANKET | BLA.HEA-X

2 Zones	\$ 1,554
3 Zones	\$ 1,945
4 Zones	\$ 2,171

## HYDRO COAT | HYC.COA \$ 324

## HYDRO EXPRESS | 69.104-HYD.EXP NET \$ 145

## HYDRO FUSION

Hydro Fusion (Tub Only)   29.102	\$ 849
Hydro Fusion with Ozone (Tub Only)   29.103	\$ 1,151
Hydro Fusion (TA, Whirlpool, Combo)   29.107	\$ 1,285

## HYDRO INDULGE | HYD.IND \$ 3,005

## HYDROZONE UV COMBO SYSTEM | OZUV.XXX

Whirlpool and Combo Systems only	
110 V   OZUV.110	\$ 994
220 V   OZUV.220	\$ 994

## INLINE HEATER *Whirlpool and Combo Systems only*

<i>No dedicated GFI required for 6 amp models.</i>	
12.50 Amps 1.5 KW - 110V   27.100	\$ 693
6.25 Amps 1.5 KW - 220V   27.101	\$ 748
6.00 Amps 0.75 KW   27.103	\$ 620

## JETS *Additional finishes on page 16*

<b>Additional Jumbo or Rotating Jet</b> (JET.JJ-XX   JET.JR-XX)	
Group 1 - PC or PB	\$ 246
<b>Additional Standard or Swirling Jet</b> (JET.STD-XX   JET.SWI-XX)	
Group 1 - PC or PB	\$ 235
<b>Jumbo Jet Upgrade</b>   JUP.JJ-XX	\$ 106
<b>Rotating Jet Upgrade</b>   JUP.JR-XX	\$ 106
<b>Swirling Jet Upgrade</b>   JUP.SWI-XX	\$ 67
<b>Micro Therapy Jet</b>   MTJ.XXX (BIS, BLA, BON, SIL, WHI)	\$ 190
<b>Custom Jet Locations</b>   69.116-CUS.JET	No Charge
<i>(Must include drawing of locations)</i>	

## JET PLATING *For jet plating options go to page 16*

## LED TEMP. READOUT KEYPAD | LED.UPG \$ 531

*Upgrade only, must have a keypad controlled system to purchase.*

## LIGHTING LED Bath Light Chromatherapy System | LIG.LED \$ 704

## LOW WATER PROTECTION (Includes 30 minute timer)

110V   LOW.WAT-110	\$ 363	220V   LOW.WAT-220	\$ 391
--------------------	--------	--------------------	--------

## MICRO MOUNT | 69.140MCREDG \$ 134

## MOLDED ARMRESTS *(may add interior detail line to bathtub)*

2 Armrests (one pair)   ARM.MOL-2	\$ 145
-----------------------------------	--------

## NECK MASSEUSE JET PILLOW | PIL.NEC-XX \$ 726

*Available in black, bone and white.*

## PADDED HEADREST PILLOW | 41.128 (Black only) \$ 145

## PUMPS **Custom Pump Locations** | 69.116-CUS.PMP No Charge

## Pump Upgrades | PMP.UP (110V to 220V on 2.25 H.P. only) \$ 307

## REMOTE CONTROL | REM.CON \$ 648

*Must have system to purchase*

## SKIRTS *For skirt options go to pages 16-17*

## TILE FLANGES | FLA.MO-X \$ 212

## UNDERMOUNT | UNDRMT No Charge

## WASTE & OVERFLOW | WOV.XX INCLUDED

## Integral W/O (Std. round) | IWO.XX \$ 363

## Linear Integral W/O | LWO-XXX \$ 363

*Additional finishes on page 17*

# LACEY

60"L x 30"W x 17"D	63"L x 28"W x 20"D	72"L x 36"W x 20"D
60"L x 30"W x 20"D	66"L x 30"W x 20"D	72"L x 40"W x 20"D
60"L x 32"W x 17"D*	66"L x 32"W x 17"D*	72"L x 54"W x 15"D -
60"L x 32"W x 20"D	66"L x 32"W x 20"D	Center Drain
60"L x 36"W x 20"D	66"L x 36"W x 20"D	
60"L x 42"W x 20"D	72"L x 32"W x 20"D	

Available as alcove model, see Sydney page 96



## MODEL / PRICING

<div> <div></div> <div>LAC6030ATOS</div> <div>Tub Only</div> <div>\$ 2,611</div> </div> <div> <div></div> <div>LAC6030AWPS</div> <div>Whirlpool (6)</div> <div>\$ 5,760</div> </div> <div> <div></div> <div>LAC6030ATAS</div> <div>Thermal Air</div> <div>\$ 5,954</div> </div> <div> <div></div> <div>LAC6030ACOS</div> <div>Combo System</div> <div>\$ 8,133</div> </div>	<div> <div></div> <div>LAC6042ATO</div> <div>Tub Only</div> <div>\$ 2,992</div> </div> <div> <div></div> <div>LAC6042AWP</div> <div>Whirlpool (6)</div> <div>\$ 6,079</div> </div> <div> <div></div> <div>LAC6042ATA</div> <div>Thermal Air</div> <div>\$ 6,405</div> </div> <div> <div></div> <div>LAC6042ACO</div> <div>Combo System</div> <div>\$ 8,565</div> </div>	<div> <div></div> <div>LAC6636ATO</div> <div>Tub Only</div> <div>\$ 2,844</div> </div> <div> <div></div> <div>LAC6636AWP</div> <div>Whirlpool (6)</div> <div>\$ 5,904</div> </div> <div> <div></div> <div>LAC6636ATA</div> <div>Thermal Air</div> <div>\$ 6,110</div> </div> <div> <div></div> <div>LAC6636ACO</div> <div>Combo System</div> <div>\$ 8,277</div> </div>
<div> <div></div> <div>LAC6030ATO</div> <div>Tub Only</div> <div>\$ 2,611</div> </div> <div> <div></div> <div>LAC6030AWP</div> <div>Whirlpool (6)</div> <div>\$ 5,760</div> </div> <div> <div></div> <div>LAC6030ATA</div> <div>Thermal Air</div> <div>\$ 5,954</div> </div> <div> <div></div> <div>LAC6030ACO</div> <div>Combo System</div> <div>\$ 8,133</div> </div>	<div> <div></div> <div>LAC6328ATO</div> <div>Tub Only</div> <div>\$ 2,789</div> </div> <div> <div></div> <div>LAC6328AWP</div> <div>Whirlpool (6)</div> <div>\$ 5,835</div> </div> <div> <div></div> <div>LAC6328ATA</div> <div>Thermal Air</div> <div>\$ 6,042</div> </div> <div> <div></div> <div>LAC6328ACO</div> <div>Combo System</div> <div>\$ 8,214</div> </div>	<div> <div></div> <div>LAC7232ATO</div> <div>Tub Only</div> <div>\$ 2,937</div> </div> <div> <div></div> <div>LAC7232AWP</div> <div>Whirlpool (6)</div> <div>\$ 6,010</div> </div> <div> <div></div> <div>LAC7232ATA</div> <div>Thermal Air</div> <div>\$ 6,211</div> </div> <div> <div></div> <div>LAC7232ACO</div> <div>Combo System</div> <div>\$ 8,377</div> </div>
<div> <div></div> <div>LAC6032ATOS</div> <div>Tub Only</div> <div>\$ 2,648</div> </div> <div> <div></div> <div>LAC6032AWPS</div> <div>Whirlpool (6)</div> <div>\$ 5,785</div> </div> <div> <div></div> <div>LAC6032ATAS</div> <div>Thermal Air</div> <div>\$ 5,991</div> </div> <div> <div></div> <div>LAC6032ACOS</div> <div>Combo System</div> <div>\$ 8,158</div> </div>	<div> <div></div> <div>LAC6630ATO</div> <div>Tub Only</div> <div>\$ 2,789</div> </div> <div> <div></div> <div>LAC6630AWP</div> <div>Whirlpool (6)</div> <div>\$ 5,835</div> </div> <div> <div></div> <div>LAC6630ATA</div> <div>Thermal Air</div> <div>\$ 6,042</div> </div> <div> <div></div> <div>LAC6630ACO</div> <div>Combo System</div> <div>\$ 8,214</div> </div>	<div> <div></div> <div>LAC7236ATO</div> <div>Tub Only</div> <div>\$ 3,004</div> </div> <div> <div></div> <div>LAC7236AWP</div> <div>Whirlpool (6)</div> <div>\$ 6,123</div> </div> <div> <div></div> <div>LAC7236ATA</div> <div>Thermal Air</div> <div>\$ 6,530</div> </div> <div> <div></div> <div>LAC7236ACO</div> <div>Combo System</div> <div>\$ 8,684</div> </div>
<div> <div></div> <div>LAC6032ATO</div> <div>Tub Only</div> <div>\$ 2,648</div> </div> <div> <div></div> <div>LAC6032AWP</div> <div>Whirlpool (6)</div> <div>\$ 5,785</div> </div> <div> <div></div> <div>LAC6032ATA</div> <div>Thermal Air</div> <div>\$ 5,991</div> </div> <div> <div></div> <div>LAC6032ACO</div> <div>Combo System</div> <div>\$ 8,158</div> </div>	<div> <div></div> <div>LAC6632ATOS</div> <div>Tub Only</div> <div>\$ 2,734</div> </div> <div> <div></div> <div>LAC6632AWPS</div> <div>Whirlpool (6)</div> <div>\$ 5,847</div> </div> <div> <div></div> <div>LAC6632ATAS</div> <div>Thermal Air</div> <div>\$ 6,048</div> </div> <div> <div></div> <div>LAC6632ACOS</div> <div>Combo System</div> <div>\$ 8,214</div> </div>	<div> <div></div> <div>LAC7240ATO</div> <div>Tub Only</div> <div>\$ 3,096</div> </div> <div> <div></div> <div>LAC7240AWP</div> <div>Whirlpool (6)</div> <div>\$ 6,567</div> </div> <div> <div></div> <div>LAC7240ATA</div> <div>Thermal Air</div> <div>\$ 6,330</div> </div> <div> <div></div> <div>LAC7240ACO</div> <div>Combo System</div> <div>\$ 8,715</div> </div>
<div> <div></div> <div>LAC6036ATO</div> <div>Tub Only</div> <div>\$ 2,772</div> </div> <div> <div></div> <div>LAC6036AWP</div> <div>Whirlpool (6)</div> <div>\$ 5,816</div> </div> <div> <div></div> <div>LAC6036ATA</div> <div>Thermal Air</div> <div>\$ 6,029</div> </div> <div> <div></div> <div>LAC6036ACO</div> <div>Combo System</div> <div>\$ 8,195</div> </div>	<div> <div></div> <div>LAC6632ATO</div> <div>Tub Only</div> <div>\$ 2,734</div> </div> <div> <div></div> <div>LAC6632AWP</div> <div>Whirlpool (6)</div> <div>\$ 5,847</div> </div> <div> <div></div> <div>LAC6632ATA</div> <div>Thermal Air</div> <div>\$ 6,048</div> </div> <div> <div></div> <div>LAC6632ACO</div> <div>Combo System</div> <div>\$ 8,214</div> </div>	<div> <div></div> <div>LAC7254ATO</div> <div>Tub Only</div> <div>\$ 3,189</div> </div> <div> <div></div> <div>LAC7254AWP</div> <div>Whirlpool (8)</div> <div>\$ 6,761</div> </div> <div> <div></div> <div>LAC7254ATA</div> <div>Thermal Air</div> <div>\$ 6,517</div> </div> <div> <div></div> <div>LAC7254ACO</div> <div>Combo System</div> <div>\$ 8,978</div> </div>

## COLORS *Additional lead time is required for premium colors*

### ACRYLIC BATHTUB COLORS

<b>Standard Colors:</b> Bone   White   Biscuit	Included
<b>Premium Colors:</b> Black   Ice Grey	\$ 458
<b>Matte Finish:</b>	NET \$ 483

### BACK MASSEUSE SYSTEMS *Additional finishes on page 15*

<b>System I</b> - Manual Control (WP/CO)   BAC.MA1-XXX	\$ 771
<b>System II</b> - Electronic Control (WP/CO)   BAC.MA2-XXX	\$ 1,553
<b>System III</b> - Electronic Control (TA)   BAC.MA3-XXX	\$ 2,457

<b>EXPORT CRATE</b>   FRT.EXPCRT	NET \$ 145
----------------------------------	------------

<b>EXTRA HIGH DENSITY</b>   HI.DEN	\$ 704
------------------------------------	--------

### GRAB BARS (Pair) *Additional finishes on page 15*

<b>Standard Grab Bars</b>   GRA.BAR-XXX	
Group 1 - PC or PB	\$ 469
Group 2 - AB, BB, SB, BC, PN, SN, BN	\$ 609
Group 3 - PG, BG, SG	\$ 827
<b>Universal Grab Bars</b>   UGB-XXX	
Group 1 - PC or PB	\$ 503
Group 2 - AB, BB, SB, BC, PN, SN, BN	\$ 648
Group 3 - PG, BG, SG	\$ 849

## HYDRO BLANKET | BLA.HEA-X

2 Zones	\$ 1,554
3 Zones	\$ 1,945
4 Zones	\$ 2,171
5 Zones (with 2 controls)	\$ 2,453

## HYDRO COAT | HYC.COA \$ 324

<b>HYDRO EXPRESS</b>   69.104-HYD.EXP	NET \$ 145
---------------------------------------	------------

## HYDRO FUSION

Hydro Fusion (Tub Only)   29.102	\$ 849
Hydro Fusion with Ozone (Tub Only)   29.103	\$ 1,151
Hydro Fusion (TA, Whirlpool, Combo)   29.107	\$ 1,285

## HYDRO INDULGE | HYD.IND \$ 3,005

## HYDROZONE UV COMBO SYSTEM | OZUV.XXX

Whirlpool and Combo Systems only	
110 V   OZUV.110	\$ 994
220 V   OZUV.220	\$ 994

**INLINE HEATER** *Whirlpool and Combo Systems only**No dedicated GFI required for 6 amp models.*

12.50 Amps 1.5 KW - 110V   27.100	\$ 693
6.25 Amps 1.5 KW - 220V   27.101	\$ 748
6.00 Amps 0.75 KW   27.103	\$ 620

**JETS**

*Installed per jet price for extra jets added to standard system price. All metallic finishes come with colored eyeball. Please note that a maximum of 4 Jumbo Jets is recommended, to avoid loss of water pressure.*

**Additional Jumbo or Rotating Jet**

JET.JJ-XX | JET.JR-XX

Color Trim	\$ 212
Group 1 - PC or PB	\$ 246
Group 2 - AB, BB, SB, BC, SC, PN, SN, BN	\$ 290
Group 3 - PG, BG, SG	\$ 335

**Additional Standard or Swirling Jet**

JET.STD-XX | JET.SWI-XX

Color Trim	\$ 201
Group 1 - PC or PB	\$ 235
Group 2 - AB, BB, SB, BC, SC, PN, SN, BN	\$ 285
Group 3 - PG, BG, SG	\$ 324

**Jumbo Jet Upgrade** | JUP.JJ-XX \$ 106**Rotating Jet Upgrade** | JUP.JR-XX \$ 106**Swirling Jet Upgrade** | JUP.SWI-XX \$ 67*(Per jet substitution price added to standard system price)***Micro Therapy Jet** | MTJ.XXX \$ 190

BIS, BLA, BON, SIL, WHI

**Custom Jet Locations** | 69.116-CUS.JET No Charge*(Must include drawing of locations)***JET PLATING**

Clear / Brass / Chrome. Trim kit covers jet escutcheons, suction, and electronic soft touch pad. *Per jet substitution price added to standard system price. All metallic finishes come with colored eyeball.*

**Group 1 | PC or PB**

6 Jets   PLA.06-XX	\$ 380
8 Jets   PLA.08-XX	\$ 486
10 Jets   PLA.10-XX	\$ 514

**Group 2 | AB, BB, SB, BC, SC, PN, SN, BN**

6 Jets	\$ 704
8 Jets	\$ 949
10 Jets	\$ 1,095

**Group 3 | PG, BG**

6 Jets	\$ 933
8 Jets	\$ 1,190
10 Jets	\$ 1,329

**LED TEMP. READOUT KEYPAD** | LED.UPG \$ 531*Upgrade only, must have a keypad controlled system to purchase.***LIGHTING** LED Bath Light Chromotherapy System | LIG.LED \$ 704**LOW WATER PROTECTION** (Includes 30 minute timer)

110V   LOW.WAT-110	\$ 363
220V   LOW.WAT-220	\$ 391

**MICRO MOUNT** | 69.140MCREDG \$ 134**MOLDED ARMRESTS**

*Some molded armrests add an interior detail line to the bathtub*  
 2 Armrests (one pair) | ARM.MOL-2 \$ 145

**NECK MASSEUSE JET PILLOW** | PIL.NEC-XX \$ 726

Available in black, bone and white.

**PADDED HEADREST PILLOW** | 41.128 (Black only) \$ 145**PUMPS****Custom Pump Locations** | 69.116-CUS.PMP No Charge**Pump Upgrades** | PMP.UP (110V to 220V on 2.25 H.P. only) \$ 307**REMOTE CONTROL** | REM.CON \$ 648*Must have system to purchase***SKIRTS****Integral Skirt***No access panel on Tub Only models.*

Gel Coat | SKI.XXG-XXX \$ 670

Acrylic (Standard Colors) | SKI.XXA-XXX \$ 765

Acrylic (Premium Colors) | SKI.XXA-XXX \$ 849

**Molded Skirt Panels**

*Additional lead time required; check with factory. Make sure to order a molded flange, if necessary.*

**Seamed**

1 sided\* | See Zen Skirt \$ 849

2 sided\* | SKI.SMD-2 \$ 2,379

3 sided\* | SKI.SMD-3 \$ 2,128

4 sided\* | SKI.SMD-4 \$ 3,010

**Seamless**

1 sided\* | SKI.SML-1 \$ 2,106

2 sided\* | SKI.SML-2 \$ 3,184

3 sided\* | SKI.SML-3 \$ 4,267

4 sided\* | SKI.SML-4 \$ 5,356

Premium Colors (additional price and lead time) \$ 1,240

*\*Specify which sides on worksheet.***Floating Skirt** (option for seamless skirt only)

SKI.FLO-SML1 \$ 698

SKI.FLO-SML2 \$ 1,385

SKI.FLO-SMLX \$ 2,078

**Zen Skirt** | SKI.ZEN-XX*Factory installed. No access panel.*

Standard Color \$ 765

Premium Color \$ 843

**TILE FLANGES** | FLA.MO-X \$ 212**UNDERMOUNT** | UNDRMT No Charge**WASTE & OVERFLOW** | WOV.XX INCLUDED**Cable W/O** No Charge

(WHI, BIS, PC, PB, PN, BC, BB, BN, SC, SB, SN, ORB, PE)

**Cable W/O - Gold Finish Upgrade** (PG, BG) \$ 648**Integral W/O** (Std. round) | IWO.XX \$ 363

Waste and overflow manufactured as part of the bath.

Comes standard as a round overflow cover.

Drain will be a tip-toe style and drain outlet will be a direct drain.

**Linear Integral W/O** | LWO-XXX \$ 363

Waste and overflow manufactured as part of the bath.

Drain will be a tip-toe style and drain outlet will be a direct drain.

**Solid Brass Upgrade** | SBR.UP NET \$ 112

## LARA

60"L x 60"W x 19"D- no skirt  
Includes armrests & soap dishes



## MODEL / PRICING

LAR6060ATO	Tub Only	\$ 3,588
LAR6060AWP	Whirlpool (6)	\$ 6,179

LAR6060ATA	Thermal Air	\$ 6,649
LAR6060ACO	Combo System	\$ 8,934

COLORS *Additional lead time is required for premium colors*

## ACRYLIC BATHTUB COLORS

<b>Standard Colors:</b> Bone   White   Biscuit	Included
<b>Premium Colors:</b> Black   Ice Grey	\$ 458
<b>Matte Finish:</b>	NET \$ 483

BACK MASSEUSE SYSTEMS *Additional finishes on page 15*

<b>System I</b> - Manual Control (WP/CO)   BAC.MA1-XXX	\$ 771
<b>System II</b> - Electronic Control (WP/CO)   BAC.MA2-XXX	\$ 1,553
<b>System III</b> - Electronic Control (TA)   BAC.MA3-XXX	\$ 2,457

<b>EXPORT CRATE</b>   FRT.EXPCRT	NET \$ 145
----------------------------------	------------

<b>EXTRA HIGH DENSITY</b>   HI.DEN	\$ 704
------------------------------------	--------

GRAB BARS (Pair) *Additional finishes on page 15*

<b>Standard Grab Bars</b>   GRA.BAR-XXX (Group 1 - PC or PB)	\$ 469
<b>Universal Grab Bars</b>   UGB-XXX (Group 1 - PC or PB)	\$ 503

## HYDRO BLANKET | BLA.HEA-X

2 Zones	\$ 1,554
3 Zones	\$ 1,945
4 Zones	\$ 2,171

<b>HYDRO COAT</b>   HYC.COA	\$ 324
-----------------------------	--------

<b>HYDRO EXPRESS</b>   69.104-HYD.EXP	NET \$ 145
---------------------------------------	------------

## HYDRO FUSION

Hydro Fusion (Tub Only)   29.102	\$ 849
Hydro Fusion with Ozone (Tub Only)   29.103	\$ 1,151
Hydro Fusion (TA, Whirlpool, Combo)   29.107	\$ 1,285

<b>HYDRO INDULGE</b>   HYD.IND	\$ 3,005
--------------------------------	----------

## HYDROZONE UV COMBO SYSTEM | OZUV.XXX

Whirlpool and Combo Systems only	
110 V   OZUV.110	\$ 994
220 V   OZUV.220	\$ 994

INLINE HEATER *Whirlpool and Combo Systems only*

<i>No dedicated GFI required for 6 amp models.</i>	
12.50 Amps 1.5 KW - 110V   27.100	\$ 693
6.25 Amps 1.5 KW - 220V   27.101	\$ 748
6.00 Amps 0.75 KW   27.103	\$ 620

JETS *Additional finishes on page 16*

<b>Additional Jumbo or Rotating Jet</b> (JET.JJ-XX   JET.JR-XX)	
Group 1 - PC or PB	\$ 246
<b>Additional Standard or Swirling Jet</b> (JET.STD-XX   JET.SWI-XX)	
Group 1 - PC or PB	\$ 235
<b>Jumbo Jet Upgrade</b>   JUP.JJ-XX	\$ 106
<b>Rotating Jet Upgrade</b>   JUP.JR-XX	\$ 106
<b>Swirling Jet Upgrade</b>   JUP.SWI-XX	\$ 67
<b>Micro Therapy Jet</b>   MTJ.XXX (BIS, BLA, BON, SIL, WHI)	\$ 190
<b>Custom Jet Locations</b>   69.116-CUS.JET	No Charge
<i>(Must include drawing of locations)</i>	

JET PLATING *For jet plating options go to page 16*

<b>LED TEMP. READOUT KEYPAD</b>   LED.UPG	\$ 531
---	--------

*Upgrade only, must have a keypad controlled system to purchase.*

<b>LIGHTING</b> LED Bath Light Chromotherapy System   LIG.LED	\$ 704
---	--------

## LOW WATER PROTECTION (Includes 30 minute timer)

110V   LOW.WAT-110	\$ 363
220V   LOW.WAT-220	\$ 391

<b>MICRO MOUNT</b>   69.140MCREDG	\$ 134
-----------------------------------	--------

<b>NECK MASSEUSE JET PILLOW</b>   PIL.NEC-XX	\$ 726
--	--------

*Available in black, bone and white.*

<b>PADDED HEADREST PILLOW</b>   41.128 (Black only)	\$ 145
---	--------

## PUMPS

<b>Custom Pump Locations</b>   69.116-CUS.PMP	No Charge
<b>Pump Upgrades</b>   PMP.UP (110V to 220V on 2.25 H.P. only)	\$ 307

<b>REMOTE CONTROL</b>   REM.CON	\$ 648
---------------------------------	--------

*Must have system to purchase*

<b>TILE FLANGES</b>   FLA.MO-X	\$ 212
--------------------------------	--------

<b>WASTE &amp; OVERFLOW</b>   WOV.XX	INCLUDED
--------------------------------------	----------

<b>Integral W/O</b> (Std. round)   IWO.XX	\$ 363
<b>Linear Integral W/O</b>   LWO-XXX	\$ 363

*Additional finishes on page 17*



# LARGO

82"L x 64"W x 19"D

Gel coat model



## MODEL / PRICING

LAR8264GTO	Tub Only	\$ 4,337
LAR8264GWP	Whirlpool (8)	\$ 8,590

LAR8264GTA	Thermal Air	\$ 7,694
LAR8264GCO	Combo System	\$ 10,875

## COLORS *Additional lead time is required for premium colors*

### GEL COAT BATHTUB COLORS

**Standard Colors:** Almond | Bone | White | Biscuit Included  
**Color matching** (colors match all manufacturers' fixture colors) \$ 440

### BACK MASSEUSE SYSTEMS *Additional finishes on page 15*

<b>System I</b> - Manual Control (WP/CO)   BAC.MA1-XXX	\$ 771
<b>System II</b> - Electronic Control (WP/CO)   BAC.MA2-XXX	\$ 1,553
<b>System III</b> - Electronic Control (TA)   BAC.MA3-XXX	\$ 2,457

<b>EXTRA HIGH DENSITY</b>   HI.DEN	\$ 704
------------------------------------	--------

### GRAB BARS (Pair) *Additional finishes on page 15*

<b>Standard Grab Bars</b>   GRA.BAR-XXX (Group 1 - PC or PB)	\$ 469
<b>Universal Grab Bars</b>   UGB-XXX (Group 1 - PC or PB)	\$ 503

### HYDRO BLANKET | BLA.HEA-X

2 Zones	\$ 1,554
3 Zones	\$ 1,945
4 Zones	\$ 2,171

<b>HYDRO COAT</b>   HYC.COA	\$ 324
-----------------------------	--------

<b>HYDRO EXPRESS</b>   69.104-HYD.EXP	NET \$ 145
---------------------------------------	------------

### HYDRO FUSION

Hydro Fusion (Tub Only)   29.102	\$ 849
Hydro Fusion with Ozone (Tub Only)   29.103	\$ 1,151
Hydro Fusion (TA, Whirlpool, Combo)   29.107	\$ 1,285

<b>HYDRO INDULGE</b>   HYD.IND	\$ 3,005
--------------------------------	----------

### HYDROZONE UV COMBO SYSTEM | OZUV.XXX

Whirlpool and Combo Systems only	
110 V   OZUV.110	\$ 994
220 V   OZUV.220	\$ 994

### INLINE HEATER *Whirlpool and Combo Systems only*

*No dedicated GFI required for 6 amp models.*

12.50 Amps 1.5 KW - 110V   27.100	\$ 693
6.25 Amps 1.5 KW - 220V   27.101	\$ 748
6.00 Amps 0.75 KW   27.103	\$ 620

## JETS *Additional finishes on page 16*

### Additional Jumbo or Rotating Jet (JET.JJ-XX | JET.JR-XX)

Group 1 - PC or PB	\$ 246
--------------------	--------

### Additional Standard or Swirling Jet (JET.STD-XX | JET.SWI-XX)

Group 1 - PC or PB	\$ 235
--------------------	--------

<b>Jumbo Jet Upgrade</b>   JUP.JJ-XX	\$ 106
--------------------------------------	--------

<b>Rotating Jet Upgrade</b>   JUP.JR-XX	\$ 106
---	--------

<b>Swirling Jet Upgrade</b>   JUP.SWI-XX	\$ 67
--	-------

<b>Micro Therapy Jet</b>   MTJ.XXX (BIS, BLA, BON, SIL, WHI)	\$ 190
--	--------

<b>Custom Jet Locations</b>   69.116-CUS.JET	No Charge
<i>(Must include drawing of locations)</i>	

## JET PLATING *For jet plating options go to page 16*

<b>LED TEMP. READOUT KEYPAD</b>   LED.UPG	\$ 531
---	--------

*Upgrade only, must have a keypad controlled system to purchase.*

<b>LIGHTING</b> LED Bath Light Chromatherapy System   LIG.LED	\$ 704
---	--------

## LOW WATER PROTECTION (Includes 30 minute timer)

110V   LOW.WAT-110	\$ 363
220V   LOW.WAT-220	\$ 391

<b>MICRO MOUNT</b>   69.140MCREDG	\$ 134
-----------------------------------	--------

## MOLDED ARMRESTS

*Some molded armrests add an interior detail line to the bathtub*

2 Armrests (one pair)   ARM.MOL-2	\$ 145
-----------------------------------	--------

<b>NECK MASSEUSE JET PILLOW</b>   PIL.NEC-XX	\$ 726
--	--------

*Available in black, bone and white.*

<b>PADDED HEADREST PILLOW</b>   41.128 (Black only)	\$ 145
---	--------

## PUMPS

<b>Custom Pump Locations</b>   69.116-CUS.PMP	No Charge
<b>Pump Upgrades</b>   PMP.UP (110V to 220V on 2.25 H.P. only)	\$ 307

<b>REMOTE CONTROL</b>   REM.CON	\$ 648
---------------------------------	--------

*Must have system to purchase*

<b>WASTE &amp; OVERFLOW</b>   WOV.XX	INCLUDED
--------------------------------------	----------

<b>Integral W/O</b> (Std. round)   IWO.XX	\$ 363
---	--------

<b>Linear Integral W/O</b>   LWO-XXX	\$ 363
--------------------------------------	--------

*Additional finishes on page 17*



## LAUREN

70"L x 40"W x 27"D - side center drain

Includes lumbar support

W/O Included

Foam fill sound insulator included

Remote blower required for Thermal Air system

Available as drop-in model, see Marissa page 69



## MODEL / PRICING

LAU7040ATO Tub Only

\$ 6,432

LAU7040ATA Thermal Air

\$ 9,729

COLORS *Additional lead time is required for premium colors*

## ACRYLIC BATHTUB COLORS

**Standard Colors:** Bone | White | Biscuit Included**Premium Colors:** Black | Ice Grey \$ 1,296**Matte Finish:** \$ 1,255**Dual Color Option:** \$ 2,279

MODEL/COLOR1/COLOR2 (XXX.XXX.XXX)

## SURFACES (outside only)

**Metallic:** Polished Nickel [PN] \$ 17,925

MODEL/METAL/COLOR (XXX.XXX.XXX)

**EXPORT CRATE** | FRT.EXPCRT NET \$ 145**EXTRA HIGH DENSITY** | HI.DEN \$ 704

## GRAB BARS (Pair)

**Standard Grab Bars** | GRA.BAR-XXX

Group 1 - PC or PB \$ 469

Group 2 - AB, BB, SB, BC, PN, SN, BN \$ 609

Group 3 - PG, BG, SG \$ 827

**Universal Grab Bars** | UGB-XXX

Group 1 - PC or PB \$ 503

Group 2 - AB, BB, SB, BC, PN, SN, BN \$ 648

Group 3 - PG, BG, SG \$ 849

**HEATED BACKREST** INCLUDED ON THERMAL AIR**HYDRO BLANKET** | BLA.HEA-X

2 Zones \$ 1,554

3 Zones \$ 1,945

4 Zones \$ 2,171

5 Zones (with 2 controls) \$ 2,453

**HYDRO COAT** | HYC.COA \$ 324**HYDRO EXPRESS** | 69.104-HYD.EXP NET \$ 263**HYDROZONE** INCLUDED ON THERMAL AIR**ISLAND TUB DRAIN** | ITD.XXX

ABS, PVC | ITD.ABS | ITD.PVC \$ 363

Cast Iron | ITD.CST \$ 441

**LED TEMP. READOUT KEYPAD** | LED.UPG \$ 531*Upgrade only, must have a keypad controlled system to purchase.***LIGHTING** LED Bath Light Chromotherapy System | LIG.LED \$ 704

## MOLDED ARMRESTS

*Some molded armrests add an interior detail line to the bathtub*

2 Armrests (one pair) | ARM.MOL-2 \$ 145

4 Armrests (two pairs) | ARM.MOL-4 \$ 290

**PADDED HEADREST PILLOW** | 41.128 (Black only) \$ 145**REMOTE CONTROL** | REM.CON \$ 648*Must have thermal air system to purchase*

## WASTE &amp; OVERFLOW

**Integral W/O** (Std. round) | IWO.XX INCLUDED

WHI, BIS, PC, PB, PN, BC, BB, BN, SC, SB, SN, ORB, PE No Charge

Gold Finish Upgrade (PG, BG) \$ 648

**Linear Integral W/O** | LWO-XXX NO CHARGE UPGRADE

# LEXIE

66"L x 36"W x 20"D - hidden end drain  
 W/O Included  
 Foam fill sound insulator included  
 Remote blower required for Thermal Air system  
 Available as drop-in model, see Marlie page 70



## MODEL / PRICING

LEX6636ATO	Tub Only	\$ 5,548	LEX6636ATA	Thermal Air	\$ 8,045
------------	----------	----------	------------	-------------	----------

### COLORS *Additional lead time is required for premium colors*

#### ACRYLIC BATHTUB COLORS

<b>Standard Colors:</b> Bone   White   Biscuit	Included
<b>Premium Colors:</b> Black   Ice Grey	\$ 1,296
<b>Matte Finish:</b>	\$ 1,255
<b>Dual Color Option:</b>	\$ 2,279
MODEL/COLOR1/COLOR2 (XXX.XXX.XXX)	

#### SURFACES (outside only)

<b>Metallic:</b> Polished Nickel [PN]	\$ 17,925
MODEL/METAL/COLOR (XXX.XXX.XXX)	

<b>EXPORT CRATE</b>   FRT.EXPCRT	NET \$ 145
----------------------------------	------------

<b>EXTRA HIGH DENSITY</b>   HI.DEN	\$ 704
------------------------------------	--------

#### GRAB BARS (Pair)

##### Standard Grab Bars | GRA.BAR-XXX

Group 1 - PC or PB	\$ 469
Group 2 - AB, BB, SB, BC, PN, SN, BN	\$ 609
Group 3 - PG, BG, SG	\$ 827

##### Universal Grab Bars | UGB-XXX

Group 1 - PC or PB	\$ 503
Group 2 - AB, BB, SB, BC, PN, SN, BN	\$ 648
Group 3 - PG, BG, SG	\$ 849

<b>HEATED BACKREST</b>	INCLUDED ON THERMAL AIR
------------------------	-------------------------

#### HYDRO BLANKET | BLA.HEA-X

2 Zones	\$ 1,554
3 Zones	\$ 1,945
4 Zones	\$ 2,171
5 Zones (with 2 controls)	\$ 2,453

<b>HYDRO COAT</b>   HYC.COA	\$ 324
-----------------------------	--------

<b>HYDRO EXPRESS</b>   69.104-HYD.EXP	NET \$ 263
---------------------------------------	------------

<b>HYDROZONE</b>	INCLUDED ON THERMAL AIR
------------------	-------------------------

#### ISLAND TUB DRAIN | ITD.XXX

ABS, PVC   ITD.ABS   ITD.PVC	\$ 363
Cast Iron   ITD.CST	\$ 441

<b>LED TEMP. READOUT KEYPAD</b>   LED.UPG	\$ 531
---	--------

*Upgrade only, must have a keypad controlled system to purchase.*

<b>LIGHTING</b> LED Bath Light Chromotherapy System   LIG.LED	\$ 704
---	--------

#### MOLDED ARMRESTS

*Some molded armrests add an interior detail line to the bathtub*

2 Armrests (one pair)   ARM.MOL-2	\$ 145
4 Armrests (two pairs)   ARM.MOL-4	\$ 290

<b>PADDED HEADREST PILLOW</b>   41.128 (Black only)	\$ 145
---	--------

<b>REMOTE CONTROL</b>   REM.CON	\$ 648
---------------------------------	--------

*Must have thermal air system to purchase*

#### WASTE & OVERFLOW

<b>Integral W/O</b> (Std. round)   IWO.XX	INCLUDED
WHI, BIS, PC, PB, PN, BC, BB, BN, SC, SB, SN, ORB, PE	No Charge
Gold Finish Upgrade (PG, BG)	\$ 648

<b>Linear Integral W/O</b>   LWO-XXX	NO CHARGE UPGRADE
--------------------------------------	-------------------

## LILIANA I, II, III, IV

66"L x 42"W x 23"D

Must specify lip height when ordering



## MODEL / PRICING

LIL6642ATO	Tub Only	\$ 3,772
LIL6642AWP	Whirlpool (8)	\$ 6,561

LIL6642ATA	Thermal Air	\$ 6,711
LIL6642ACO	Combo System	\$ 8,978

COLORS *Additional lead time is required for premium colors*

## ACRYLIC BATHTUB COLORS

Standard Colors: Bone   White   Biscuit	Included
Premium Colors: Black   Ice Grey	\$ 458
Matte Finish:	NET \$ 483

BACK MASSEUSE SYSTEMS *Additional finishes on page 15*

System I - Manual Control (WP/CO)   BAC.MA1-XXX	\$ 771
System II - Electronic Control (WP/CO)   BAC.MA2-XXX	\$ 1,553
System III - Electronic Control (TA)   BAC.MA3-XXX	\$ 2,457

EXPORT CRATE   FRT.EXPCRT	NET \$ 145
---------------------------	------------

EXTRA HIGH DENSITY   HI.DEN	\$ 704
-----------------------------	--------

GRAB BARS (Pair) *Additional finishes on page 15*

Standard Grab Bars   GRA.BAR-XXX (Group 1 - PC or PB)	\$ 469
Universal Grab Bars   UGB-XXX (Group 1 - PC or PB)	\$ 503

## HYDRO BLANKET | BLA.HEA-X

2 Zones	\$ 1,554
3 Zones	\$ 1,945
4 Zones	\$ 2,171

HYDRO COAT   HYC.COA	\$ 324
----------------------	--------

HYDRO EXPRESS   69.104-HYD.EXP	NET \$ 145
--------------------------------	------------

## HYDRO FUSION

Hydro Fusion (Tub Only)   29.102	\$ 849
Hydro Fusion with Ozone (Tub Only)   29.103	\$ 1,151
Hydro Fusion (TA, Whirlpool, Combo)   29.107	\$ 1,285

HYDRO INDULGE   HYD.IND	\$ 3,005
-------------------------	----------

## HYDROZONE UV COMBO SYSTEM | OZUV.XXX

Whirlpool and Combo Systems only	
110 V   OZUV.110	\$ 994
220 V   OZUV.220	\$ 994

INLINE HEATER *Whirlpool and Combo Systems only**No dedicated GFI required for 6 amp models.*

12.50 Amps 1.5 KW - 110V   27.100	\$ 693
6.25 Amps 1.5 KW - 220V   27.101	\$ 748
6.00 Amps 0.75 KW   27.103	\$ 620

JETS *Additional finishes on page 16*

Additional Jumbo or Rotating Jet (JET.JJ-XX   JET.JR-XX)	
Group 1 - PC or PB	\$ 246
Additional Standard or Swirling Jet (JET.STD-XX   JET.SWI-XX)	
Group 1 - PC or PB	\$ 235
Jumbo Jet Upgrade   JUP.JJ-XX	\$ 106
Rotating Jet Upgrade   JUP.JR-XX	\$ 106
Swirling Jet Upgrade   JUP.SWI-XX	\$ 67
Micro Therapy Jet   MTJ.XXX (BIS, BLA, BON, SIL, WHI)	\$ 190
Custom Jet Locations   69.116-CUS.JET	No Charge
<i>(Must include drawing of locations)</i>	

JET PLATING *For jet plating options go to page 16*

LED TEMP. READOUT KEYPAD   LED.UPG	\$ 531
------------------------------------	--------

*Upgrade only, must have a keypad controlled system to purchase.*

LIGHTING LED Bath Light Chromotherapy System   LIG.LED	\$ 704
--	--------

## LOW WATER PROTECTION (Includes 30 minute timer)

110V   LOW.WAT-110	\$ 363
220V   LOW.WAT-220	\$ 391

MICRO MOUNT   69.140MCREDG	\$ 134
----------------------------	--------

## MOLDED ARMRESTS

Some molded armrests add an interior detail line to the bathtub	
2 Armrests (one pair)   ARM.MOL-2	\$ 145

NECK MASSEUSE JET PILLOW   PIL.NEC-XX	\$ 726
---------------------------------------	--------

*Available in black, bone and white.*

PADDED HEADREST PILLOW   41.128 (Black only)	\$ 145
--	--------

## PUMPS

Custom Pump Locations   69.116-CUS.PMP	No Charge
Pump Upgrades   PMP.UP (110V to 220V on 2.25 H.P. only)	\$ 307

REMOTE CONTROL   REM.CON	\$ 648
--------------------------	--------

*Must have system to purchase*

WASTE & OVERFLOW   WOV.XX	INCLUDED
---------------------------	----------

Integral W/O (Std. round)   IWO.XX	\$ 363
------------------------------------	--------

Linear Integral W/O   LWO-XXX	\$ 363
-------------------------------	--------

*Additional finishes on page 17*

# LORRAINE I, II, III, IV

60" L x 42" W x 22" D

74" L x 44" W x 22" D

Must specify lip height when ordering



## MODEL / PRICING

LOR6042ATO	Tub Only	\$ 3,705
LOR6042AWP	Whirlpool (8)	\$ 6,348
LOR6042ATA	Thermal Air	\$ 6,574
LOR6042ACO	Combo System	\$ 8,946

LOR7444ATO	Tub Only	\$ 3,858
LOR7444AWP	Whirlpool (8)	\$ 6,799
LOR7444ATA	Thermal Air	\$ 7,100
LOR7444ACO	Combo System	\$ 9,141

## COLORS *Additional lead time is required for premium colors*

### ACRYLIC BATHTUB COLORS

<b>Standard Colors:</b> Bone   White   Biscuit	Included
<b>Premium Colors:</b> Black   Ice Grey	\$ 458
<b>Matte Finish:</b>	NET \$ 483

## BACK MASSEUSE SYSTEMS *Additional finishes on page 15*

<b>System I</b> - Manual Control (WP/CO)   BAC.MA1-XXX	\$ 771
<b>System II</b> - Electronic Control (WP/CO)   BAC.MA2-XXX	\$ 1,553
<b>System III</b> - Electronic Control (TA)   BAC.MA3-XXX	\$ 2,457

## EXPORT CRATE | FRT.EXPCRT NET \$ 145

## EXTRA HIGH DENSITY | HI.DEN \$ 704

## GRAB BARS (Pair) *Additional finishes on page 15*

<b>Standard Grab Bars</b>   GRA.BAR-XXX (Group 1 - PC or PB)	\$ 469
<b>Universal Grab Bars</b>   UGB-XXX (Group 1 - PC or PB)	\$ 503

## HYDRO BLANKET | BLA.HEA-X

2 Zones	\$ 1,554
3 Zones	\$ 1,945
4 Zones	\$ 2,171

## HYDRO COAT | HYC.COA \$ 324

## HYDRO EXPRESS | 69.104-HYD.EXP NET \$ 145

## HYDRO FUSION

Hydro Fusion (Tub Only)   29.102	\$ 849
Hydro Fusion with Ozone (Tub Only)   29.103	\$ 1,151
Hydro Fusion (TA, Whirlpool, Combo)   29.107	\$ 1,285

## HYDRO INDULGE | HYD.IND \$ 3,005

## HYDROZONE UV COMBO SYSTEM | OZUV.XXX

Whirlpool and Combo Systems only	
110 V   OZUV.110	\$ 994
220 V   OZUV.220	\$ 994

## INLINE HEATER *Whirlpool and Combo Systems only*

<i>No dedicated GFI required for 6 amp models.</i>	
12.50 Amps 1.5 KW - 110V   27.100	\$ 693
6.25 Amps 1.5 KW - 220V   27.101	\$ 748
6.00 Amps 0.75 KW   27.103	\$ 620

## JETS *Additional finishes on page 16*

<b>Additional Jumbo or Rotating Jet</b> (JET.JJ-XX   JET.JR-XX)	
Group 1 - PC or PB	\$ 246
<b>Additional Standard or Swirling Jet</b> (JET.STD-XX   JET.SWI-XX)	
Group 1 - PC or PB	\$ 235
<b>Jumbo Jet Upgrade</b>   JUP.JJ-XX	\$ 106
<b>Rotating Jet Upgrade</b>   JUP.JR-XX	\$ 106
<b>Swirling Jet Upgrade</b>   JUP.SWI-XX	\$ 67
<b>Micro Therapy Jet</b>   MTJ.XXX (BIS, BLA, BON, SIL, WHI)	\$ 190
<b>Custom Jet Locations</b>   69.116-CUS.JET	No Charge
<i>(Must include drawing of locations)</i>	

## JET PLATING *For jet plating options go to page 16*

## LED TEMP. READOUT KEYPAD | LED.UPG \$ 531

*Upgrade only, must have a keypad controlled system to purchase.*

## LIGHTING LED Bath Light Chromotherapy System | LIG.LED \$ 704

## LOW WATER PROTECTION (Includes 30 minute timer)

110V   LOW.WAT-110	\$ 363
220V   LOW.WAT-220	\$ 391

## MICRO MOUNT | 69.140MCREDG \$ 134

## MOLDED ARMRESTS

<i>Some molded armrests add an interior detail line to the bathtub</i>	
2 Armrests (one pair)   ARM.MOL-2	\$ 145

## NECK MASSEUSE JET PILLOW | PIL.NEC-XX \$ 726

*Available in black, bone and white.*

## PADDED HEADREST PILLOW | 41.128 (Black only) \$ 145

## PUMPS

<b>Custom Pump Locations</b>   69.116-CUS.PMP	No Charge
<b>Pump Upgrades</b>   PMP.UP (110V to 220V on 2.25 H.P. only)	\$ 307

## REMOTE CONTROL | REM.CON \$ 648

*Must have system to purchase*

## WASTE & OVERFLOW | WOV.XXX INCLUDED

<b>Integral W/O</b> (Std. round)   IWO.XX	\$ 363
<b>Linear Integral W/O</b>   LWO-XXX	\$ 363

*Additional finishes on page 17*

## LUCY

66"L x 36"W x 20"D - end drain

72"L x 36"W x 20"D - end drain

W/O Included

Foam fill sound insulator included

Remote blower required for Thermal Air system



## MODEL / PRICING

LUC6636ATO	Tub Only	\$ 5,548
LUC6636ATA	Thermal Air	\$ 8,045

LUC7236ATO	Tub Only	\$ 5,689
LUC7236ATA	Thermal Air	\$ 8,189

COLORS *Additional lead time is required for premium colors*

## ACRYLIC BATHTUB COLORS

Standard Colors: Bone | White | Biscuit Included

Premium Colors: Black | Ice Grey \$ 1,296

Matte Finish: \$ 1,255

Dual Color Option: \$ 2,279

MODEL/COLOR1/COLOR2 (XXX.XXX.XXX)

## SURFACES (outside only)

Metallic: Polished Nickel [PN] \$ 17,925

MODEL/METAL/COLOR (XXX.XXX.XXX)

EXPORT CRATE | FRT.EXPCRT NET \$ 145

EXTRA HIGH DENSITY | HI.DEN \$ 704

## GRAB BARS (Pair)

Standard Grab Bars | GRA.BAR-XXX

Group 1 - PC or PB \$ 469

Group 2 - AB, BB, SB, BC, PN, SN, BN \$ 609

Group 3 - PG, BG, SG \$ 827

Universal Grab Bars | UGB-XXX

Group 1 - PC or PB \$ 503

Group 2 - AB, BB, SB, BC, PN, SN, BN \$ 648

Group 3 - PG, BG, SG \$ 849

HEATED BACKREST INCLUDED ON THERMAL AIR

HYDRO BLANKET | BLA.HEA-X

2 Zones \$ 1,554

3 Zones \$ 1,945

4 Zones \$ 2,171

5 Zones (with 2 controls) \$ 2,453

HYDRO COAT | HYC.COA \$ 324

HYDRO EXPRESS | 69.104-HYD.EXP NET \$ 263

HYDROZONE INCLUDED ON THERMAL AIR

ISLAND TUB DRAIN | ITD.XXX

ABS, PVC | ITD.ABS | ITD.PVC \$ 363

Cast Iron | ITD.CST \$ 441

LED TEMP. READOUT KEYPAD | LED.UPG \$ 531

*Upgrade only, must have a keypad controlled system to purchase.*

LIGHTING LED Bath Light Chromotherapy System | LIG.LED \$ 704

## MOLDED ARMRESTS

*Some molded armrests add an interior detail line to the bathtub*

2 Armrests (one pair) | ARM.MOL-2 \$ 145

4 Armrests (two pairs) | ARM.MOL-4 \$ 290

PADDED HEADREST PILLOW | 41.128 (Black only) \$ 145

REMOTE CONTROL | REM.CON \$ 648

*Must have thermal air system to purchase*

## WASTE &amp; OVERFLOW

Integral W/O (Std. round) | IWO.XX INCLUDED

WHI, BIS, PC, PB, PN, BC, BB, BN, SC, SB, SN, ORB, PE No Charge

Gold Finish Upgrade (PG, BG) \$ 648

Linear Integral W/O | LWO-XXX NO CHARGE UPGRADE

# MAKYLA

75"L x 48"W x 21"D  
Includes armrests and seats



## MODEL / PRICING

MAK7548ATO	Tub Only	\$ 4,595	MAK7548ATA	Thermal Air	\$ 8,940
MAK7548AWP	Whirlpool (8)	\$ 8,608	MAK7548ACO	Combo System	\$ 10,931

## COLORS *Additional lead time is required for premium colors*

### ACRYLIC BATHTUB COLORS

<b>Standard Colors:</b> Bone   White   Biscuit	Included
<b>Premium Colors:</b> Black   Ice Grey	\$ 458
<b>Matte Finish:</b>	NET \$ 483

## BACK MASSEUSE SYSTEMS *Additional finishes on page 15*

<b>System I</b> - Manual Control (WP/CO)   BAC.MA1-XXX	\$ 771
<b>System II</b> - Electronic Control (WP/CO)   BAC.MA2-XXX	\$ 1,553
<b>System III</b> - Electronic Control (TA)   BAC.MA3-XXX	\$ 2,457

<b>EXPORT CRATE</b>   FRT.EXPCRT	NET \$ 145
----------------------------------	------------

<b>EXTRA HIGH DENSITY</b>   HI.DEN	\$ 704
------------------------------------	--------

## GRAB BARS (Pair) *Additional finishes on page 15*

<b>Standard Grab Bars</b>   GRA.BAR-XXX (Group 1 - PC or PB)	\$ 469
<b>Universal Grab Bars</b>   UGB-XXX (Group 1 - PC or PB)	\$ 503

## HYDRO BLANKET | BLA.HEA-X

2 Zones	\$ 1,554
3 Zones	\$ 1,945
4 Zones	\$ 2,171

<b>HYDRO COAT</b>   HYC.COA	\$ 324
-----------------------------	--------

<b>HYDRO EXPRESS</b>   69.104-HYD.EXP	NET \$ 145
---------------------------------------	------------

## HYDRO FUSION

Hydro Fusion (Tub Only)   29.102	\$ 849
Hydro Fusion with Ozone (Tub Only)   29.103	\$ 1,151
Hydro Fusion (TA, Whirlpool, Combo)   29.107	\$ 1,285

<b>HYDRO INDULGE</b>   HYD.IND	\$ 3,005
--------------------------------	----------

## HYDROZONE UV COMBO SYSTEM | OZUV.XXX

Whirlpool and Combo Systems only	
110 V   OZUV.110	\$ 994
220 V   OZUV.220	\$ 994

## INLINE HEATER *Whirlpool and Combo Systems only*

<i>No dedicated GFI required for 6 amp models.</i>	
12.50 Amps 1.5 KW - 110V   27.100	\$ 693
6.25 Amps 1.5 KW - 220V   27.101	\$ 748
6.00 Amps 0.75 KW   27.103	\$ 620

## JETS *Additional finishes on page 16*

<b>Additional Jumbo or Rotating Jet</b> (JET.JJ-XX   JET.JR-XX)	
Group 1 - PC or PB	\$ 246
<b>Additional Standard or Swirling Jet</b> (JET.STD-XX   JET.SWI-XX)	
Group 1 - PC or PB	\$ 235
<b>Jumbo Jet Upgrade</b>   JUP.JJ-XX	\$ 106
<b>Rotating Jet Upgrade</b>   JUP.JR-XX	\$ 106
<b>Swirling Jet Upgrade</b>   JUP.SWI-XX	\$ 67
<b>Micro Therapy Jet</b>   MTJ.XXX (BIS, BLA, BON, SIL, WHI)	\$ 190
<b>Custom Jet Locations</b>   69.116-CUS.JET	No Charge
<i>(Must include drawing of locations)</i>	

## JET PLATING *For jet plating options go to page 16*

<b>LED TEMP. READOUT KEYPAD</b>   LED.UPG	\$ 531
---	--------

*Upgrade only, must have a keypad controlled system to purchase.*

<b>LIGHTING</b> LED Bath Light Chromatherapy System   LIG.LED	\$ 704
---	--------

## LOW WATER PROTECTION (Includes 30 minute timer)

110V   LOW.WAT-110	\$ 363
220V   LOW.WAT-220	\$ 391

<b>MICRO MOUNT</b>   69.140MCREDG	\$ 134
-----------------------------------	--------

## PUMPS

<b>Custom Pump Locations</b>   69.116-CUS.PMP	No Charge
<b>Pump Upgrades</b>   PMP.UP (110V to 220V on 2.25 H.P. only)	\$ 307

<b>REMOTE CONTROL</b>   REM.CON	\$ 648
---------------------------------	--------

*Must have system to purchase*

<b>TILE FLANGES</b>   FLA.MO-X	\$ 212
--------------------------------	--------

<b>UNDERMOUNT</b>   UNDRMT	No Charge
----------------------------	-----------

<b>WASTE &amp; OVERFLOW</b>   WOV.XX	INCLUDED
--------------------------------------	----------

<b>Integral W/O</b> (Std. round)   IWO.XX	\$ 363
<b>Linear Integral W/O</b>   LWO-XXX	\$ 363

*Additional finishes on page 17*



## MALIA

60"L x 32"W x 21"D

60"L x 42"W x 21"D



## MODEL / PRICING

MAL6032ATO	Tub Only	\$ 2,703
MAL6032AWP	Whirlpool (6)	\$ 4,915
MAL6032ATA	Thermal Air	\$ 5,516
MAL6032ACO	Combo System	\$ 7,738

MAL6042ATO	Tub Only	\$ 2,740
MAL6042AWP	Whirlpool (6)	\$ 5,034
MAL6042ATA	Thermal Air	\$ 5,666
MAL6042ACO	Combo System	\$ 7,794

COLORS *Additional lead time is required for premium colors*

## ACRYLIC BATHTUB COLORS

<b>Standard Colors:</b> Bone   White   Biscuit	Included
<b>Premium Colors:</b> Black   Ice Grey	\$ 458
<b>Matte Finish:</b>	NET \$ 483

BACK MASSEUSE SYSTEMS *Additional finishes on page 15*

<b>System I</b> - Manual Control (WP/CO)   BAC.MA1-XXX	\$ 771
<b>System II</b> - Electronic Control (WP/CO)   BAC.MA2-XXX	\$ 1,553
<b>System III</b> - Electronic Control (TA)   BAC.MA3-XXX	\$ 2,457

<b>EXPORT CRATE</b>   FRT.EXPCRT	NET \$ 145
----------------------------------	------------

<b>EXTRA HIGH DENSITY</b>   HI.DEN	\$ 704
------------------------------------	--------

GRAB BARS (Pair) *Additional finishes on page 15*

<b>Standard Grab Bars</b>   GRA.BAR-XXX (Group 1 - PC or PB)	\$ 469
<b>Universal Grab Bars</b>   UGB-XXX (Group 1 - PC or PB)	\$ 503

## HYDRO BLANKET | BLA.HEA-X

2 Zones	\$ 1,554
3 Zones	\$ 1,945
4 Zones	\$ 2,171
5 Zones (with 2 controls)	\$ 2,453

<b>HYDRO COAT</b>   HYC.COA	\$ 324
-----------------------------	--------

<b>HYDRO EXPRESS</b>   69.104-HYD.EXP	NET \$ 145
---------------------------------------	------------

## HYDRO FUSION

Hydro Fusion (Tub Only)   29.102	\$ 849
Hydro Fusion with Ozone (Tub Only)   29.103	\$ 1,151
Hydro Fusion (TA, Whirlpool, Combo)   29.107	\$ 1,285

<b>HYDRO INDULGE</b>   HYD.IND	\$ 3,005
--------------------------------	----------

## HYDROZONE UV COMBO SYSTEM | OZUV.XXX

Whirlpool and Combo Systems only	
110 V   OZUV.110	\$ 994
220 V   OZUV.220	\$ 994

INLINE HEATER *Whirlpool and Combo Systems only**No dedicated GFI required for 6 amp models.*

12.50 Amps 1.5 KW - 110V   27.100	\$ 693
6.25 Amps 1.5 KW - 220V   27.101	\$ 748
6.00 Amps 0.75 KW   27.103	\$ 620

JETS *Additional finishes on page 16*

<b>Additional Jumbo or Rotating Jet</b> (JET.JJ-XX   JET.JR-XX)	
Group 1 - PC or PB	\$ 246
<b>Additional Standard or Swirling Jet</b> (JET.STD-XX   JET.SWI-XX)	
Group 1 - PC or PB	\$ 235
<b>Jumbo Jet Upgrade</b>   JUP.JJ-XX	\$ 106
<b>Rotating Jet Upgrade</b>   JUP.JR-XX	\$ 106
<b>Swirling Jet Upgrade</b>   JUP.SWI-XX	\$ 67
<b>Micro Therapy Jet</b>   MTJ.XXX (BIS, BLA, BON, SIL, WHI)	\$ 190
<b>Custom Jet Locations</b>   69.116-CUS.JET	No Charge
<i>(Must include drawing of locations)</i>	

JET PLATING *For jet plating options go to page 16*

<b>LED TEMP. READOUT KEYPAD</b>   LED.UPG	\$ 531
---	--------

*Upgrade only, must have a keypad controlled system to purchase.*

<b>LIGHTING</b> LED Bath Light Chromotherapy System   LIG.LED	\$ 704
---	--------

## LOW WATER PROTECTION (Includes 30 minute timer)

110V   LOW.WAT-110	\$ 363	220V   LOW.WAT-220	\$ 391
--------------------	--------	--------------------	--------

<b>MICRO MOUNT</b>   69.140MCREDDG	\$ 134
------------------------------------	--------

## MOLDED ARMRESTS

<i>Some molded armrests add an interior detail line to the bathtub</i>	
2 Armrests (one pair)   ARM.MOL-2	\$ 145

<b>NECK MASSEUSE JET PILLOW</b>   PIL.NEC-XX	\$ 726
--	--------

*Available in black, bone and white.*

<b>PADDED HEADREST PILLOW</b>   41.128 (Black only)	\$ 145
---	--------

## PUMPS

<b>Custom Pump Locations</b>   69.116-CUS.PMP	No Charge
<b>Pump Upgrades</b>   PMP.UP (110V to 220V on 2.25 H.P. only)	\$ 307

<b>REMOTE CONTROL</b>   REM.CON	\$ 648
---------------------------------	--------

*Must have system to purchase*

<b>UNDERMOUNT</b>   UNDRMT	No Charge
----------------------------	-----------

<b>WASTE &amp; OVERFLOW</b>   WOV.XX	INCLUDED
--------------------------------------	----------

<b>Integral W/O</b> (Std. round)   IWO.XX	\$ 363
<b>Linear Integral W/O</b>   LWO-XXX	\$ 363

*Additional finishes on page 17*

# MARISSA

70"L x 40"W x 25"D

Includes lumbar support

Available as freestanding model, see Lauren page 62



## MODEL / PRICING

MRS7040ATO	Tub Only	\$ 3,784
MRS7040AWP	Whirlpool (6)	\$ 6,661

MRS7040ATA	Thermal Air	\$ 6,956
MRS7040ACO	Combo System	\$ 8,959

## COLORS *Additional lead time is required for premium colors*

### ACRYLIC BATHTUB COLORS

<b>Standard Colors:</b> Bone   White   Biscuit	Included
<b>Premium Colors:</b> Black   Ice Grey	\$ 458
<b>Matte Finish:</b>	NET \$ 483

## BACK MASSEUSE SYSTEMS *Additional finishes on page 15*

<b>System I</b> - Manual Control (WP/CO)   BAC.MA1-XXX	\$ 771
<b>System II</b> - Electronic Control (WP/CO)   BAC.MA2-XXX	\$ 1,553
<b>System III</b> - Electronic Control (TA)   BAC.MA3-XXX	\$ 2,457

<b>EXPORT CRATE</b>   FRT.EXPCRT	NET \$ 145
----------------------------------	------------

<b>EXTRA HIGH DENSITY</b>   HI.DEN	\$ 704
------------------------------------	--------

## GRAB BARS (Pair) *Additional finishes on page 15*

<b>Standard Grab Bars</b>   GRA.BAR-XXX (Group 1 - PC or PB)	\$ 469
<b>Universal Grab Bars</b>   UGB-XXX (Group 1 - PC or PB)	\$ 503

## HYDRO BLANKET | BLA.HEA-X

2 Zones	\$ 1,554
3 Zones	\$ 1,945
4 Zones	\$ 2,171
5 Zones (with 2 controls)	\$ 2,453

<b>HYDRO COAT</b>   HYC.COA	\$ 324
-----------------------------	--------

<b>HYDRO EXPRESS</b>   69.104-HYD.EXP	NET \$ 145
---------------------------------------	------------

## HYDRO FUSION

Hydro Fusion (Tub Only)   29.102	\$ 849
Hydro Fusion with Ozone (Tub Only)   29.103	\$ 1,151
Hydro Fusion (TA, Whirlpool, Combo)   29.107	\$ 1,285

<b>HYDRO INDULGE</b>   HYD.IND	\$ 3,005
--------------------------------	----------

## HYDROZONE UV COMBO SYSTEM | OZUV.XXX

Whirlpool and Combo Systems only	
110 V   OZUV.110	\$ 994
220 V   OZUV.220	\$ 994

## INLINE HEATER *Whirlpool and Combo Systems only*

<i>No dedicated GFI required for 6 amp models.</i>	
12.50 Amps 1.5 KW - 110V   27.100	\$ 693
6.25 Amps 1.5 KW - 220V   27.101	\$ 748
6.00 Amps 0.75 KW   27.103	\$ 620

## JETS *Additional finishes on page 16*

<b>Additional Jumbo or Rotating Jet</b> (JET.JJ-XX   JET.JR-XX)	
Group 1 - PC or PB	\$ 246
<b>Additional Standard or Swirling Jet</b> (JET.STD-XX   JET.SWI-XX)	
Group 1 - PC or PB	\$ 235
<b>Jumbo Jet Upgrade</b>   JUP.JJ-XX	\$ 106
<b>Rotating Jet Upgrade</b>   JUP.JR-XX	\$ 106
<b>Swirling Jet Upgrade</b>   JUP.SWI-XX	\$ 67
<b>Micro Therapy Jet</b>   MTJ.XXX (BIS, BLA, BON, SIL, WHI)	\$ 190
<b>Custom Jet Locations</b>   69.116-CUS.JET	No Charge
<i>(Must include drawing of locations)</i>	

## JET PLATING *For jet plating options go to page 16*

<b>LED TEMP. READOUT KEYPAD</b>   LED.UPG	\$ 531
---	--------

*Upgrade only, must have a keypad controlled system to purchase.*

<b>LIGHTING</b> LED Bath Light Chromotherapy System   LIG.LED	\$ 704
---	--------

## LOW WATER PROTECTION (Includes 30 minute timer)

110V   LOW.WAT-110	\$ 363
220V   LOW.WAT-220	\$ 391

<b>MICRO MOUNT</b>   69.140MCREDG	\$ 134
-----------------------------------	--------

## MOLDED ARMRESTS

<i>Some molded armrests add an interior detail line to the bathtub</i>	
2 Armrests (one pair)   ARM.MOL-2	\$ 145

<b>NECK MASSEUSE JET PILLOW</b>   PIL.NEC-XX	\$ 726
--	--------

*Available in black, bone and white.*

<b>PADDED HEADREST PILLOW</b>   41.128 (Black only)	\$ 145
---	--------

## PUMPS

<b>Custom Pump Locations</b>   69.116-CUS.PMP	No Charge
<b>Pump Upgrades</b>   PMP.UP (110V to 220V on 2.25 H.P. only)	\$ 307

<b>REMOTE CONTROL</b>   REM.CON	\$ 648
---------------------------------	--------

*Must have system to purchase*

<b>WASTE &amp; OVERFLOW</b>   WOV.XX	INCLUDED
--------------------------------------	----------

<b>Integral W/O</b> (Std. round)   IWO.XX	\$ 363
---	--------

<b>Linear Integral W/O</b>   LWO-XXX	\$ 363
--------------------------------------	--------

*Additional finishes on page 17*

## MARLIE

60"L x 30"W x 20"D

60"L x 32"W x 20"D

60"L x 36"W x 20"D

66"L x 32"W x 20"D

66"L x 36"W x 20"D

Hidden end drain cover

Available as freestanding model, see Lexie page 63



## MODEL / PRICING

MRL6030ATO	Tub Only	\$ 3,035	MRL6032ACO	Combo System	\$ 8,602	MRL6632ATA	Thermal Air	\$ 6,499
MRL6030AWP	Whirlpool (6)	\$ 6,186	MRL6036ATO	Tub Only	\$ 3,146	MRL6632ACO	Combo System	\$ 8,684
MRL6030ATA	Thermal Air	\$ 6,386	MRL6036AWP	Whirlpool (6)	\$ 6,304	MRL6636ATO	Tub Only	\$ 3,299
MRL6030ACO	Combo System	\$ 8,558	MRL6036ATA	Thermal Air	\$ 6,499	MRL6636AWP	Whirlpool (6)	\$ 6,355
MRL6032ATO	Tub Only	\$ 3,072	MRL6036ACO	Combo System	\$ 8,684	MRL6636ATA	Thermal Air	\$ 6,567
MRL6032AWP	Whirlpool (6)	\$ 6,217	MRL6632ATO	Tub Only	\$ 3,146	MRL6636ACO	Combo System	\$ 8,752
MRL6032ATA	Thermal Air	\$ 6,423	MRL6632AWP	Whirlpool (6)	\$ 6,273			

COLORS *Additional lead time is required for premium colors*

## ACRYLIC BATHTUB COLORS

**Standard Colors:** Bone | White | Biscuit Included**Premium Colors:** Black | Ice Grey \$ 458**Matte Finish:** NET \$ 483BACK MASSEUSE SYSTEMS *Additional finishes on page 15***System I** - Manual Control (WP/CO) | BAC.MA1-XXX \$ 771**System II** - Electronic Control (WP/CO) | BAC.MA2-XXX \$ 1,553**System III** - Electronic Control (TA) | BAC.MA3-XXX \$ 2,457**EXPORT CRATE** | FRT.EXPCRT NET \$ 145**EXTRA HIGH DENSITY** | HI.DEN \$ 704GRAB BARS (Pair) *Additional finishes on page 15***Standard Grab Bars** | GRA.BAR-XXX (Group 1 - PC or PB) \$ 469**Universal Grab Bars** | UGB-XXX (Group 1 - PC or PB) \$ 503

## HYDRO BLANKET | BLA.HEA-X

2 Zones \$ 1,554 4 Zones \$ 2,171

3 Zones \$ 1,945 5 Zones \$ 2,453

**HYDRO COAT** | HYC.COA \$ 324**HYDRO EXPRESS** | 69.104-HYD.EXP NET \$ 145

## HYDRO FUSION

Hydro Fusion (Tub Only) | 29.102 \$ 849

Hydro Fusion with Ozone (Tub Only) | 29.103 \$ 1,151

Hydro Fusion (TA, Whirlpool, Combo) | 29.107 \$ 1,285

**HYDRO INDULGE** | HYD.IND \$ 3,005

## HYDROZONE UV COMBO SYSTEM | OZUV.XXX

Whirlpool and Combo Systems only

110 V | OZUV.110 \$ 994

220 V | OZUV.220 \$ 994

INLINE HEATER *Whirlpool and Combo Systems only**No dedicated GFI required for 6 amp models.*

12.50 Amps 1.5 KW - 110V | 27.100 \$ 693

6.25 Amps 1.5 KW - 220V | 27.101 \$ 748

6.00 Amps 0.75 KW | 27.103 \$ 620

JETS *Additional finishes on page 16***Additional Jumbo or Rotating Jet** (JET.JJ-XX | JET.JR-XX)

Group 1 - PC or PB \$ 246

**Additional Standard or Swirling Jet** (JET.STD-XX | JET.SWI-XX)

Group 1 - PC or PB \$ 235

**Jumbo Jet Upgrade** | JUP.JJ-XX \$ 106**Rotating Jet Upgrade** | JUP.JR-XX \$ 106**Swirling Jet Upgrade** | JUP.SWI-XX \$ 67**Micro Therapy Jet** | MTJ.XXX (BIS, BLA, BON, SIL, WHI) \$ 190**Custom Jet Locations** | 69.116-CUS.JET No ChargeJET PLATING *For jet plating options go to page 16***LED TEMP. READOUT KEYPAD** | LED.UPG \$ 531*Upgrade only, must have a keypad controlled system to purchase.***LIGHTING** LED Bath Light Chromotherapy System | LIG.LED \$ 704

## LOW WATER PROTECTION (Includes 30 minute timer)

110V | LOW.WAT-110 \$ 363 220V | LOW.WAT-220 \$ 391

**MICRO MOUNT** | 69.140MCREDG \$ 134MOLDED ARMRESTS *(may add interior detail line to bathtub)*


2 Armrests (one pair) | ARM.MOL-2 \$ 145

**NECK MASSEUSE JET PILLOW** | PIL.NEC-XX \$ 726*Available in black, bone and white.***PUMPS** **Custom Pump Locations** | 69.116-CUS.PMP No Charge**Pump Upgrades** | PMP.UP (110V to 220V on 2.25 H.P. only) \$ 307**REMOTE CONTROL** | REM.CON \$ 648*Must have system to purchase*SKIRTS *For skirt options go to pages 16-17***TILE FLANGES** | FLA.MO-X \$ 212**UNDERMOUNT** | UNDRMT No Charge**WASTE & OVERFLOW** | WOV.XX INCLUDED**Integral W/O** (Std. round) | IWO.XX \$ 363**Linear Integral W/O** | LWO-XXX \$ 363*Additional finishes on page 17*

# MELLENIE

70"L x 36"W x 22"H

Available as freestanding model, see Davinci page 32



## MODEL / PRICING

MEN7036ATO	Tub Only	\$ 3,465
MEN7036AWP	Whirlpool (6)	\$ 6,574

MEN7036ATA	Thermal Air	\$ 6,956
MEN7036ACO	Combo System	\$ 9,141

## COLORS *Additional lead time is required for premium colors*

### ACRYLIC BATHTUB COLORS

<b>Standard Colors:</b> Bone   White   Biscuit	Included
<b>Premium Colors:</b> Black   Ice Grey	\$ 458
<b>Matte Finish:</b>	NET \$ 483

### BACK MASSEUSE SYSTEMS *Additional finishes on page 15*

<b>System I</b> - Manual Control (WP/CO)   BAC.MA1-XXX	\$ 771
<b>System II</b> - Electronic Control (WP/CO)   BAC.MA2-XXX	\$ 1,553
<b>System III</b> - Electronic Control (TA)   BAC.MA3-XXX	\$ 2,457

<b>EXPORT CRATE</b>   FRT.EXPCRT	NET \$ 145
----------------------------------	------------

<b>EXTRA HIGH DENSITY</b>   HI.DEN	\$ 704
------------------------------------	--------

### GRAB BARS (Pair) *Additional finishes on page 15*

<b>Standard Grab Bars</b>   GRA.BAR-XXX (Group 1 - PC or PB)	\$ 469
<b>Universal Grab Bars</b>   UGB-XXX (Group 1 - PC or PB)	\$ 503

### HYDRO BLANKET | BLA.HEA-X

2 Zones	\$ 1,554
3 Zones	\$ 1,945
4 Zones	\$ 2,171

<b>HYDRO COAT</b>   HYC.COA	\$ 324
-----------------------------	--------

<b>HYDRO EXPRESS</b>   69.104-HYD.EXP	NET \$ 145
---------------------------------------	------------

### HYDRO FUSION

Hydro Fusion (Tub Only)   29.102	\$ 849
Hydro Fusion with Ozone (Tub Only)   29.103	\$ 1,151
Hydro Fusion (TA, Whirlpool, Combo)   29.107	\$ 1,285

<b>HYDRO INDULGE</b>   HYD.IND	\$ 3,005
--------------------------------	----------

### HYDROZONE UV COMBO SYSTEM | OZUV.XXX

Whirlpool and Combo Systems only	
110 V   OZUV.110	\$ 994
220 V   OZUV.220	\$ 994

### INLINE HEATER *Whirlpool and Combo Systems only*

<i>No dedicated GFI required for 6 amp models.</i>	
12.50 Amps 1.5 KW - 110V   27.100	\$ 693
6.25 Amps 1.5 KW - 220V   27.101	\$ 748
6.00 Amps 0.75 KW   27.103	\$ 620

## JETS *Additional finishes on page 16*

<b>Additional Jumbo or Rotating Jet</b> (JET.JJ-XX   JET.JR-XX)	
Group 1 - PC or PB	\$ 246
<b>Additional Standard or Swirling Jet</b> (JET.STD-XX   JET.SWI-XX)	
Group 1 - PC or PB	\$ 235
<b>Jumbo Jet Upgrade</b>   JUP.JJ-XX	\$ 106
<b>Rotating Jet Upgrade</b>   JUP.JR-XX	\$ 106
<b>Swirling Jet Upgrade</b>   JUP.SWI-XX	\$ 67
<b>Micro Therapy Jet</b>   MTJ.XXX (BIS, BLA, BON, SIL, WHI)	\$ 190
<b>Custom Jet Locations</b>   69.116-CUS.JET	No Charge
<i>(Must include drawing of locations)</i>	

## JET PLATING *For jet plating options go to page 16*

<b>LED TEMP. READOUT KEYPAD</b>   LED.UPG	\$ 531
---	--------

*Upgrade only, must have a keypad controlled system to purchase.*

<b>LIGHTING</b> LED Bath Light Chromotherapy System   LIG.LED	\$ 704
---	--------

## LOW WATER PROTECTION (Includes 30 minute timer)

110V   LOW.WAT-110	\$ 363
220V   LOW.WAT-220	\$ 391

<b>MICRO MOUNT</b>   69.140MCREDG	\$ 134
-----------------------------------	--------

<b>NECK MASSEUSE JET PILLOW</b>   PIL.NEC-XX	\$ 726
--	--------

*Available in black, bone and white.*

<b>PADDED HEADREST PILLOW</b>   41.128 (Black only)	\$ 145
---	--------

## PUMPS

<b>Custom Pump Locations</b>   69.116-CUS.PMP	No Charge
<b>Pump Upgrades</b>   PMP.UP (110V to 220V on 2.25 H.P. only)	\$ 307

<b>REMOTE CONTROL</b>   REM.CON	\$ 648
---------------------------------	--------

*Must have system to purchase*

<b>TILE FLANGES</b>   FLA.MO-X	\$ 212
--------------------------------	--------

<b>UNDERMOUNT</b>   UNDRMT	No Charge
----------------------------	-----------

<b>WASTE &amp; OVERFLOW</b>   WOV.XX	INCLUDED
--------------------------------------	----------

<b>Integral W/O</b> (Std. round)   IWO.XX	\$ 363
<b>Linear Integral W/O</b>   LWO-XXX	\$ 363

*Additional finishes on page 17*

## MELISSA

66"L x 36"W x 20"D

72"L x 36"W x 20"D



## MODEL / PRICING

MEL6636ATO	Tub Only	\$ 2,642
MEL6636AWP	Whirlpool (6)	\$ 5,728
MEL6636ATA	Thermal Air	\$ 5,941
MEL6636ACO	Combo System	\$ 8,633

MEL7236ATO	Tub Only	\$ 2,765
MEL7236AWP	Whirlpool (8)	\$ 6,054
MEL7236ATA	Thermal Air	\$ 6,067
MEL7236ACO	Combo System	\$ 8,946

COLORS *Additional lead time is required for premium colors*

## ACRYLIC BATHTUB COLORS

<b>Standard Colors:</b> Bone   White   Biscuit	Included
<b>Premium Colors:</b> Black   Ice Grey	\$ 458
<b>Matte Finish:</b>	NET \$ 483

BACK MASSEUSE SYSTEMS *Additional finishes on page 15*

<b>System I</b> - Manual Control (WP/CO)   BAC.MA1-XXX	\$ 771
<b>System II</b> - Electronic Control (WP/CO)   BAC.MA2-XXX	\$ 1,553
<b>System III</b> - Electronic Control (TA)   BAC.MA3-XXX	\$ 2,457

<b>EXPORT CRATE</b>   FRT.EXPCRT	NET \$ 145
----------------------------------	------------

<b>EXTRA HIGH DENSITY</b>   HI.DEN	\$ 704
------------------------------------	--------

GRAB BARS (Pair) *Additional finishes on page 15*

<b>Standard Grab Bars</b>   GRA.BAR-XXX (Group 1 - PC or PB)	\$ 469
<b>Universal Grab Bars</b>   UGB-XXX (Group 1 - PC or PB)	\$ 503

## HYDRO BLANKET | BLA.HEA-X

2 Zones	\$ 1,554
3 Zones	\$ 1,945
4 Zones	\$ 2,171
5 Zones (with 2 controls)	\$ 2,453

<b>HYDRO COAT</b>   HYC.COA	\$ 324
-----------------------------	--------

<b>HYDRO EXPRESS</b>   69.104-HYD.EXP	NET \$ 145
---------------------------------------	------------

## HYDRO FUSION

Hydro Fusion (Tub Only)   29.102	\$ 849
Hydro Fusion with Ozone (Tub Only)   29.103	\$ 1,151
Hydro Fusion (TA, Whirlpool, Combo)   29.107	\$ 1,285

<b>HYDRO INDULGE</b>   HYD.IND	\$ 3,005
--------------------------------	----------

## HYDROZONE UV COMBO SYSTEM | OZUV.XXX

Whirlpool and Combo Systems only	
110 V   OZUV.110	\$ 994
220 V   OZUV.220	\$ 994

INLINE HEATER *Whirlpool and Combo Systems only**No dedicated GFI required for 6 amp models.*

12.50 Amps 1.5 KW - 110V   27.100	\$ 693
6.25 Amps 1.5 KW - 220V   27.101	\$ 748
6.00 Amps 0.75 KW   27.103	\$ 620

JETS *Additional finishes on page 16*

<b>Additional Jumbo or Rotating Jet</b> (JET.JJ-XX   JET.JR-XX)	
Group 1 - PC or PB	\$ 246
<b>Additional Standard or Swirling Jet</b> (JET.STD-XX   JET.SWI-XX)	
Group 1 - PC or PB	\$ 235
<b>Jumbo Jet Upgrade</b>   JUP.JJ-XX	\$ 106
<b>Rotating Jet Upgrade</b>   JUP.JR-XX	\$ 106
<b>Swirling Jet Upgrade</b>   JUP.SWI-XX	\$ 67
<b>Micro Therapy Jet</b>   MTJ.XXX (BIS, BLA, BON, SIL, WHI)	\$ 190
<b>Custom Jet Locations</b>   69.116-CUS.JET	No Charge
<i>(Must include drawing of locations)</i>	

JET PLATING *For jet plating options go to page 16*

<b>LED TEMP. READOUT KEYPAD</b>   LED.UPG	\$ 531
---	--------

*Upgrade only, must have a keypad controlled system to purchase.*

<b>LIGHTING</b> LED Bath Light Chromotherapy System   LIG.LED	\$ 704
---	--------

## LOW WATER PROTECTION (Includes 30 minute timer)

110V   LOW.WAT-110	\$ 363	220V   LOW.WAT-220	\$ 391
--------------------	--------	--------------------	--------

<b>MICRO MOUNT</b>   69.140MCREDG	\$ 134
-----------------------------------	--------

MOLDED ARMRESTS *(may add interior detail line to bathtub)*

2 Armrests (one pair)   ARM.MOL-2	\$ 145
-----------------------------------	--------

<b>NECK MASSEUSE JET PILLOW</b>   PIL.NEC-XX	\$ 726
--	--------

*Available in black, bone and white.*

<b>PADDED HEADREST PILLOW</b>   41.128 (Black only)	\$ 145
---	--------

<b>PUMPS</b> Custom Pump Locations   69.116-CUS.PMP	No Charge
---	-----------

<b>Pump Upgrades</b>   PMP.UP (110V to 220V on 2.25 H.P. only)	\$ 307
--	--------

<b>REMOTE CONTROL</b>   REM.CON	\$ 648
---------------------------------	--------

*Must have system to purchase*SKIRTS *For skirt options go to pages 16-17*

<b>TILE FLANGES</b>   FLA.MO-X	\$ 212
--------------------------------	--------

<b>UNDERMOUNT</b>   UNDRMT	No Charge
----------------------------	-----------

<b>WASTE &amp; OVERFLOW</b>   WOV.XX	INCLUDED
--------------------------------------	----------

<b>Integral W/O</b> (Std. round)   IWO.XX	\$ 363
---	--------

<b>Linear Integral W/O</b>   LWO-XXX	\$ 363
--------------------------------------	--------

*Additional finishes on page 17*



# MICHELANGELO

66"L x 36"W x 23"D - side center drain

70"L x 36"W x 23"D - side center drain

W/O Included

Foam fill sound insulator included

Remote blower required for Thermal Air system



## MODEL / PRICING

MMI6636ATO	Tub Only	\$ 10,991
MMI6636ATA	Thermal Air	\$ 14,061

MMI7036ATO	Tub Only	\$ 11,261
MMI7036ATA	Thermal Air	\$ 14,205

## COLORS *Additional lead time is required for premium colors*

### ACRYLIC BATHTUB COLORS

<b>Standard Colors:</b> Bone   White   Biscuit	Included
<b>Premium Colors:</b> Black   Ice Grey	\$ 1,296

### SURFACES (outside only)

<b>Metallic:</b> Polished Nickel [PN]	\$ 17,925
MODEL/METAL/COLOR (XXX.XXX.XXX)	

<b>EXPORT CRATE</b>   FRT.EXPCRT	NET \$ 145
----------------------------------	------------

<b>EXTRA HIGH DENSITY</b>   HI.DEN	\$ 704
------------------------------------	--------

### GRAB BARS (Pair)

<b>Standard Grab Bars</b>   GRA.BAR-XXX	
Group 1 - PC or PB	\$ 469
Group 2 - AB, BB, SB, BC, PN, SN, BN	\$ 609
Group 3 - PG, BG, SG	\$ 827

<b>Universal Grab Bars</b>   UGB-XXX	
Group 1 - PC or PB	\$ 503
Group 2 - AB, BB, SB, BC, PN, SN, BN	\$ 648
Group 3 - PG, BG, SG	\$ 849

<b>HEATED BACKREST</b>	INCLUDED ON THERMAL AIR
------------------------	-------------------------

### HYDRO BLANKET | BLA.HEA-X

2 Zones	\$ 1,554
3 Zones	\$ 1,945
4 Zones	\$ 2,171
5 Zones (with 2 controls)	\$ 2,453

<b>HYDRO COAT</b>   HYC.COA	\$ 324
-----------------------------	--------

<b>HYDRO EXPRESS</b>   69.104-HYD.EXP	NET \$ 263
---------------------------------------	------------

<b>HYDROZONE</b>	INCLUDED ON THERMAL AIR
------------------	-------------------------

### ISLAND TUB DRAIN | ITD.XXX

ABS, PVC   ITD.ABS   ITD.PVC	\$ 363
Cast Iron   ITD.CST	\$ 441

<b>LED TEMP. READOUT KEYPAD</b>   LED.UPG	\$ 531
---	--------

*Upgrade only, must have a keypad controlled system to purchase.*

<b>LIGHTING</b> LED Bath Light Chromatherapy System   LIG.LED	\$ 704
---	--------

<b>REMOTE CONTROL</b>   REM.CON	\$ 648
---------------------------------	--------

*Must have thermal air system to purchase*

### WASTE & OVERFLOW

<b>Integral W/O</b> (Std. round)   IWO.XX	INCLUDED
WHI, BIS, PC, PB, PN, BC, BB, BN, SC, SB, SN, ORB, PE	No Charge
Gold Finish Upgrade (PG, BG)	\$ 648

<b>Linear Integral W/O</b>   LWO-XXX	NO CHARGE UPGRADE
--------------------------------------	-------------------



# MONTEREY

60"L x 42"W x 24"D

72"L x 42"W x 24"D

Includes lumbar support



## MODEL / PRICING

MON6042ATO	Tub Only	\$ 3,600
MON6042AWP	Whirlpool (8)	\$ 5,948
MON6042ATA	Thermal Air	\$ 6,661
MON6042ACO	Combo System	\$ 8,840

MON7242ATO	Tub Only	\$ 3,698
MON7242AWP	Whirlpool (8)	\$ 6,649
MON7242ATA	Thermal Air	\$ 6,611
MON7242ACO	Combo System	\$ 8,853

## COLORS *Additional lead time is required for premium colors*

### ACRYLIC BATHTUB COLORS

<b>Standard Colors:</b> Bone   White   Biscuit	Included
<b>Premium Colors:</b> Black   Ice Grey	\$ 458
<b>Matte Finish:</b>	NET \$ 483

## BACK MASSEUSE SYSTEMS *Additional finishes on page 15*

<b>System I</b> - Manual Control (WP/CO)   BAC.MA1-XXX	\$ 771
<b>System II</b> - Electronic Control (WP/CO)   BAC.MA2-XXX	\$ 1,553
<b>System III</b> - Electronic Control (TA)   BAC.MA3-XXX	\$ 2,457

<b>EXPORT CRATE</b>   FRT.EXPCRT	NET \$ 145
----------------------------------	------------

<b>EXTRA HIGH DENSITY</b>   HI.DEN	\$ 704
------------------------------------	--------

## GRAB BARS (Pair) *Additional finishes on page 15*

<b>Standard Grab Bars</b>   GRA.BAR-XXX (Group 1 - PC or PB)	\$ 469
<b>Universal Grab Bars</b>   UGB-XXX (Group 1 - PC or PB)	\$ 503

## HYDRO BLANKET | BLA.HEA-X

2 Zones	\$ 1,554
3 Zones	\$ 1,945
4 Zones	\$ 2,171

<b>HYDRO COAT</b>   HYC.COA	\$ 324
-----------------------------	--------

<b>HYDRO EXPRESS</b>   69.104-HYD.EXP	NET \$ 145
---------------------------------------	------------

## HYDRO FUSION

Hydro Fusion (Tub Only)   29.102	\$ 849
Hydro Fusion with Ozone (Tub Only)   29.103	\$ 1,151
Hydro Fusion (TA, Whirlpool, Combo)   29.107	\$ 1,285

<b>HYDRO INDULGE</b>   HYD.IND	\$ 3,005
--------------------------------	----------

## HYDROZONE UV COMBO SYSTEM | OZUV.XXX

Whirlpool and Combo Systems only	
110 V   OZUV.110	\$ 994
220 V   OZUV.220	\$ 994

## INLINE HEATER *Whirlpool and Combo Systems only*

*No dedicated GFI required for 6 amp models.*

12.50 Amps 1.5 KW - 110V   27.100	\$ 693
6.25 Amps 1.5 KW - 220V   27.101	\$ 748
6.00 Amps 0.75 KW   27.103	\$ 620

## JETS *Additional finishes on page 16*

<b>Additional Jumbo or Rotating Jet</b> (JET.JJ-XX   JET.JR-XX)	
Group 1 - PC or PB	\$ 246
<b>Additional Standard or Swirling Jet</b> (JET.STD-XX   JET.SWI-XX)	
Group 1 - PC or PB	\$ 235
<b>Jumbo Jet Upgrade</b>   JUP.JJ-XX	\$ 106
<b>Rotating Jet Upgrade</b>   JUP.JR-XX	\$ 106
<b>Swirling Jet Upgrade</b>   JUP.SWI-XX	\$ 67
<b>Micro Therapy Jet</b>   MTJ.XXX (BIS, BLA, BON, SIL, WHI)	\$ 190
<b>Custom Jet Locations</b>   69.116-CUS.JET	No Charge
<i>(Must include drawing of locations)</i>	

## JET PLATING *For jet plating options go to page 16*

<b>LED TEMP. READOUT KEYPAD</b>   LED.UPG	\$ 531
---	--------

*Upgrade only, must have a keypad controlled system to purchase.*

<b>LIGHTING</b> LED Bath Light Chromotherapy System   LIG.LED	\$ 704
---	--------

## LOW WATER PROTECTION (Includes 30 minute timer)

110V   LOW.WAT-110	\$ 363
220V   LOW.WAT-220	\$ 391

<b>MICRO MOUNT</b>   69.140MCREDG	\$ 134
-----------------------------------	--------

<b>NECK MASSEUSE JET PILLOW</b>   PIL.NEC-XX	\$ 726
--	--------

*Available in black, bone and white.*

<b>PADDED HEADREST PILLOW</b>   41.128 (Black only)	\$ 145
---	--------

## PUMPS

<b>Custom Pump Locations</b>   69.116-CUS.PMP	No Charge
<b>Pump Upgrades</b>   PMP.UP (110V to 220V on 2.25 H.P. only)	\$ 307

<b>REMOTE CONTROL</b>   REM.CON	\$ 648
---------------------------------	--------

*Must have system to purchase*

<b>TILE FLANGES</b>   FLA.MO-X	\$ 212
--------------------------------	--------

<b>UNDERMOUNT</b>   UNDRMT	No Charge
----------------------------	-----------

<b>WASTE &amp; OVERFLOW</b>   WOV.XX	INCLUDED
--------------------------------------	----------

<b>Integral W/O</b> (Std. round)   IWO.XX	\$ 363
<b>Linear Integral W/O</b>   LWO-XXX	\$ 363

*Additional finishes on page 17*

# MYSTIQUE

78" L x 44" W x 22" D

Includes pillows



## MODEL / PRICING

MYS7844ATO	Tub Only	\$ 4,657
MYS7844AWP	Whirlpool (10)	\$ 8,239

MYS7844ATA	Thermal Air	\$ 8,089
MYS7844ACO	Combo System	\$ 10,737

## COLORS *Additional lead time is required for premium colors*

### ACRYLIC BATHTUB COLORS

<b>Standard Colors:</b> Bone   White   Biscuit	Included
<b>Premium Colors:</b> Black   Ice Grey	\$ 458
<b>Matte Finish:</b>	NET \$ 483

### BACK MASSEUSE SYSTEMS *Additional finishes on page 15*

<b>System I</b> - Manual Control (WP/CO)   BAC.MA1-XXX	\$ 771
<b>System II</b> - Electronic Control (WP/CO)   BAC.MA2-XXX	\$ 1,553
<b>System III</b> - Electronic Control (TA)   BAC.MA3-XXX	\$ 2,457

<b>EXPORT CRATE</b>   FRT.EXPCRT	NET \$ 145
----------------------------------	------------

<b>EXTRA HIGH DENSITY</b>   HI.DEN	\$ 704
------------------------------------	--------

### GRAB BARS (Pair) *Additional finishes on page 15*

<b>Standard Grab Bars</b>   GRA.BAR-XXX (Group 1 - PC or PB)	\$ 469
<b>Universal Grab Bars</b>   UGB-XXX (Group 1 - PC or PB)	\$ 503

### HYDRO BLANKET | BLA.HEA-X

2 Zones	\$ 1,554
3 Zones	\$ 1,945
4 Zones	\$ 2,171

<b>HYDRO COAT</b>   HYC.COA	\$ 324
-----------------------------	--------

<b>HYDRO EXPRESS</b>   69.104-HYD.EXP	NET \$ 145
---------------------------------------	------------

### HYDRO FUSION

Hydro Fusion (Tub Only)   29.102	\$ 849
Hydro Fusion with Ozone (Tub Only)   29.103	\$ 1,151
Hydro Fusion (TA, Whirlpool, Combo)   29.107	\$ 1,285

<b>HYDRO INDULGE</b>   HYD.IND	\$ 3,005
--------------------------------	----------

### HYDROZONE UV COMBO SYSTEM | OZUV.XXX

Whirlpool and Combo Systems only	
110 V   OZUV.110	\$ 994
220 V   OZUV.220	\$ 994

### INLINE HEATER *Whirlpool and Combo Systems only*

*No dedicated GFI required for 6 amp models.*

12.50 Amps 1.5 KW - 110V   27.100	\$ 693
6.25 Amps 1.5 KW - 220V   27.101	\$ 748
6.00 Amps 0.75 KW   27.103	\$ 620

## JETS *Additional finishes on page 16*

<b>Additional Jumbo or Rotating Jet</b> (JET.JJ-XX   JET.JR-XX)	
Group 1 - PC or PB	\$ 246
<b>Additional Standard or Swirling Jet</b> (JET.STD-XX   JET.SWI-XX)	
Group 1 - PC or PB	\$ 235
<b>Jumbo Jet Upgrade</b>   JUP.JJ-XX	\$ 106
<b>Rotating Jet Upgrade</b>   JUP.JR-XX	\$ 106
<b>Swirling Jet Upgrade</b>   JUP.SWI-XX	\$ 67
<b>Micro Therapy Jet</b>   MTJ.XXX (BIS, BLA, BON, SIL, WHI)	\$ 190
<b>Custom Jet Locations</b>   69.116-CUS.JET	No Charge
<i>(Must include drawing of locations)</i>	

## JET PLATING *For jet plating options go to page 16*

<b>LED TEMP. READOUT KEYPAD</b>   LED.UPG	\$ 531
---	--------

*Upgrade only, must have a keypad controlled system to purchase.*

<b>LIGHTING</b> LED Bath Light Chromotherapy System   LIG.LED	\$ 704
---	--------

## LOW WATER PROTECTION (Includes 30 minute timer)

110V   LOW.WAT-110	\$ 363
220V   LOW.WAT-220	\$ 391

## PUMPS

<b>Custom Pump Locations</b>   69.116-CUS.PMP	No Charge
<b>Pump Upgrades</b>   PMP.UP (110V to 220V on 2.25 H.P. only)	\$ 307

<b>REMOTE CONTROL</b>   REM.CON	\$ 648
---------------------------------	--------

*Must have system to purchase*

<b>WASTE &amp; OVERFLOW</b>   WOV.XX	INCLUDED
--------------------------------------	----------

<b>Integral W/O</b> (Std. round)   IWO.XX	\$ 363
---	--------

<b>Linear Integral W/O</b>   LWO-XXX	\$ 363
--------------------------------------	--------

*Additional finishes on page 17*

## NATALIE

78" L x 44" W x 24" D

Includes armrests



## MODEL / PRICING

NAT7844ATO	Tub Only	\$ 4,595
NAT7844AWP	Whirlpool (8)	\$ 9,134

NAT7844ATA	Thermal Air	\$ 9,479
NAT7844ACO	Combo System	\$ 11,620

COLORS *Additional lead time is required for premium colors*

## ACRYLIC BATHTUB COLORS

Standard Colors: Bone   White   Biscuit	Included
Premium Colors: Black   Ice Grey	\$ 458
Matte Finish:	NET \$ 483

BACK MASSEUSE SYSTEMS *Additional finishes on page 15*

System I - Manual Control (WP/CO)   BAC.MA1-XXX	\$ 771
System II - Electronic Control (WP/CO)   BAC.MA2-XXX	\$ 1,553
System III - Electronic Control (TA)   BAC.MA3-XXX	\$ 2,457

EXPORT CRATE   FRT.EXPCRT	NET \$ 145
---------------------------	------------

EXTRA HIGH DENSITY   HI.DEN	\$ 704
-----------------------------	--------

GRAB BARS (Pair) *Additional finishes on page 15*

Standard Grab Bars   GRA.BAR-XXX (Group 1 - PC or PB)	\$ 469
Universal Grab Bars   UGB-XXX (Group 1 - PC or PB)	\$ 503

## HYDRO BLANKET | BLA.HEA-X

2 Zones	\$ 1,554
3 Zones	\$ 1,945
4 Zones	\$ 2,171

HYDRO COAT   HYC.COA	\$ 324
----------------------	--------

HYDRO EXPRESS   69.104-HYD.EXP	NET \$ 145
--------------------------------	------------

## HYDRO FUSION

Hydro Fusion (Tub Only)   29.102	\$ 849
Hydro Fusion with Ozone (Tub Only)   29.103	\$ 1,151
Hydro Fusion (TA, Whirlpool, Combo)   29.107	\$ 1,285

HYDRO INDULGE   HYD.IND	\$ 3,005
-------------------------	----------

## HYDROZONE UV COMBO SYSTEM | OZUV.XXX

Whirlpool and Combo Systems only	
110 V   OZUV.110	\$ 994
220 V   OZUV.220	\$ 994

INLINE HEATER *Whirlpool and Combo Systems only**No dedicated GFI required for 6 amp models.*

12.50 Amps 1.5 KW - 110V   27.100	\$ 693
6.25 Amps 1.5 KW - 220V   27.101	\$ 748
6.00 Amps 0.75 KW   27.103	\$ 620

JETS *Additional finishes on page 16*

Additional Jumbo or Rotating Jet (JET.JJ-XX   JET.JR-XX)	
Group 1 - PC or PB	\$ 246
Additional Standard or Swirling Jet (JET.STD-XX   JET.SWI-XX)	
Group 1 - PC or PB	\$ 235
Jumbo Jet Upgrade   JUP.JJ-XX	\$ 106
Rotating Jet Upgrade   JUP.JR-XX	\$ 106
Swirling Jet Upgrade   JUP.SWI-XX	\$ 67
Micro Therapy Jet   MTJ.XXX (BIS, BLA, BON, SIL, WHI)	\$ 190
Custom Jet Locations   69.116-CUS.JET	No Charge
<i>(Must include drawing of locations)</i>	

JET PLATING *For jet plating options go to page 16*

LED TEMP. READOUT KEYPAD   LED.UPG	\$ 531
------------------------------------	--------

*Upgrade only, must have a keypad controlled system to purchase.*

LIGHTING LED Bath Light Chromotherapy System   LIG.LED	\$ 704
--	--------

## LOW WATER PROTECTION (Includes 30 minute timer)

110V   LOW.WAT-110	\$ 363
220V   LOW.WAT-220	\$ 391

NECK MASSEUSE JET PILLOW   PIL.NEC-XX	\$ 726
---------------------------------------	--------

*Available in black, bone and white.*

PADDED HEADREST PILLOW   41.128 (Black only)	\$ 145
--	--------

## PUMPS

Custom Pump Locations   69.116-CUS.PMP	No Charge
Pump Upgrades   PMP.UP (110V to 220V on 2.25 H.P. only)	\$ 307

REMOTE CONTROL   REM.CON	\$ 648
--------------------------	--------

*Must have system to purchase*

WASTE & OVERFLOW   WOV.XX	INCLUDED
---------------------------	----------

Integral W/O (Std. round)   IWO.XX	\$ 363
Linear Integral W/O   LWO-XXX	\$ 363

*Additional finishes on page 17*

# NATASHA

66" L x 36" W x 21" D

70" L x 36" W x 24" D

Includes lumbar support

Available as freestanding model, see Rockwell page 88



## MODEL / PRICING

NAS6636ATO	Tub Only	\$ 3,772
NAS6636AWP	Whirlpool (8)	\$ 6,561
NAS6636ATA	Thermal Air	\$ 6,711
NAS6636ACO	Combo System	\$ 8,978

NAS7036ATO	Tub Only	\$ 3,858
NAS7036AWP	Whirlpool (8)	\$ 6,799
NAS7036ATA	Thermal Air	\$ 7,100
NAS7036ACO	Combo System	\$ 9,141

## COLORS *Additional lead time is required for premium colors*

### ACRYLIC BATHTUB COLORS

<b>Standard Colors:</b> Bone   White   Biscuit	Included
<b>Premium Colors:</b> Black   Ice Grey	\$ 458
<b>Matte Finish:</b>	NET \$ 483

## BACK MASSEUSE SYSTEMS *Additional finishes on page 15*

<b>System I</b> - Manual Control (WP/CO)   BAC.MA1-XXX	\$ 771
<b>System II</b> - Electronic Control (WP/CO)   BAC.MA2-XXX	\$ 1,553
<b>System III</b> - Electronic Control (TA)   BAC.MA3-XXX	\$ 2,457

## EXPORT CRATE | FRT.EXPCRT NET \$ 145

## EXTRA HIGH DENSITY | HI.DEN \$ 704

## GRAB BARS (Pair) *Additional finishes on page 15*

<b>Standard Grab Bars</b>   GRA.BAR-XXX (Group 1 - PC or PB)	\$ 469
<b>Universal Grab Bars</b>   UGB-XXX (Group 1 - PC or PB)	\$ 503

## HYDRO BLANKET | BLA.HEA-X

2 Zones	\$ 1,554
3 Zones	\$ 1,945
4 Zones	\$ 2,171

## HYDRO COAT | HYC.COA \$ 324

## HYDRO EXPRESS | 69.104-HYD.EXP NET \$ 145

## HYDRO FUSION

Hydro Fusion (Tub Only)   29.102	\$ 849
Hydro Fusion with Ozone (Tub Only)   29.103	\$ 1,151
Hydro Fusion (TA, Whirlpool, Combo)   29.107	\$ 1,285

## HYDRO INDULGE | HYD.IND \$ 3,005

## HYDROZONE UV COMBO SYSTEM | OZUV.XXX

Whirlpool and Combo Systems only	
110 V   OZUV.110	\$ 994
220 V   OZUV.220	\$ 994

## INLINE HEATER *Whirlpool and Combo Systems only*

<i>No dedicated GFI required for 6 amp models.</i>	
12.50 Amps 1.5 KW - 110V   27.100	\$ 693
6.25 Amps 1.5 KW - 220V   27.101	\$ 748
6.00 Amps 0.75 KW   27.103	\$ 620

## JETS *Additional finishes on page 16*

<b>Additional Jumbo or Rotating Jet</b> (JET.JJ-XX   JET.JR-XX)	
Group 1 - PC or PB	\$ 246
<b>Additional Standard or Swirling Jet</b> (JET.STD-XX   JET.SWI-XX)	
Group 1 - PC or PB	\$ 235
<b>Jumbo Jet Upgrade</b>   JUP.JJ-XX	\$ 106
<b>Rotating Jet Upgrade</b>   JUP.JR-XX	\$ 106
<b>Swirling Jet Upgrade</b>   JUP.SWI-XX	\$ 67
<b>Micro Therapy Jet</b>   MTJ.XXX (BIS, BLA, BON, SIL, WHI)	\$ 190
<b>Custom Jet Locations</b>   69.116-CUS.JET	No Charge
<i>(Must include drawing of locations)</i>	

## JET PLATING *For jet plating options go to page 16*

## LED TEMP. READOUT KEYPAD | LED.UPG \$ 531

*Upgrade only, must have a keypad controlled system to purchase.*

## LIGHTING LED Bath Light Chromotherapy System | LIG.LED \$ 704

## LOW WATER PROTECTION (Includes 30 minute timer)

110V   LOW.WAT-110	\$ 363
220V   LOW.WAT-220	\$ 391

## MICRO MOUNT | 69.140MCREDG \$ 134

## MOLDED ARMRESTS

<i>Some molded armrests add an interior detail line to the bathtub</i>	
2 Armrests (one pair)   ARM.MOL-2	\$ 145

## NECK MASSEUSE JET PILLOW | PIL.NEC-XX \$ 726

*Available in black, bone and white.*

## PADDED HEADREST PILLOW | 41.128 (Black only) \$ 145

## PUMPS

<b>Custom Pump Locations</b>   69.116-CUS.PMP	No Charge
<b>Pump Upgrades</b>   PMP.UP (110V to 220V on 2.25 H.P. only)	\$ 307

## REMOTE CONTROL | REM.CON \$ 648

*Must have system to purchase*

## WASTE & OVERFLOW | WOV.XXX INCLUDED

<b>Integral W/O</b> (Std. round)   IWO.XX	\$ 363
<b>Linear Integral W/O</b>   LWO-XXX	\$ 363

*Additional finishes on page 17*

# NINA (DROP-IN)

72" L x 44" W x 22" D  
Includes armrests



## MODEL / PRICING

NIL7244ATO	Tub Only	\$ 3,956	NIL7244ATA	Thermal Air	\$ 7,763
NIL7244AWP	Whirlpool (8)	\$ 8,677	NIL7244ACO	Combo System	\$ 10,267

## COLORS *Additional lead time is required for premium colors*

### ACRYLIC BATHTUB COLORS

<b>Standard Colors:</b> Bone   White   Biscuit	Included
<b>Premium Colors:</b> Black   Ice Grey	\$ 458
<b>Matte Finish:</b>	NET \$ 483

### BACK MASSEUSE SYSTEMS *Additional finishes on page 15*

<b>System I</b> - Manual Control (WP/CO)   BAC.MA1-XXX	\$ 771
<b>System II</b> - Electronic Control (WP/CO)   BAC.MA2-XXX	\$ 1,553
<b>System III</b> - Electronic Control (TA)   BAC.MA3-XXX	\$ 2,457

<b>EXPORT CRATE</b>   FRT.EXPCRT	NET \$ 145
----------------------------------	------------

<b>EXTRA HIGH DENSITY</b>   HI.DEN	\$ 704
------------------------------------	--------

### GRAB BARS (Pair) *Additional finishes on page 15*

<b>Standard Grab Bars</b>   GRA.BAR-XXX (Group 1 - PC or PB)	\$ 469
<b>Universal Grab Bars</b>   UGB-XXX (Group 1 - PC or PB)	\$ 503

### HYDRO BLANKET | BLA.HEA-X

2 Zones	\$ 1,554
3 Zones	\$ 1,945
4 Zones	\$ 2,171

<b>HYDRO COAT</b>   HYC.COA	\$ 324
-----------------------------	--------

<b>HYDRO EXPRESS</b>   69.104-HYD.EXP	NET \$ 145
---------------------------------------	------------

### HYDRO FUSION

Hydro Fusion (Tub Only)   29.102	\$ 849
Hydro Fusion with Ozone (Tub Only)   29.103	\$ 1,151
Hydro Fusion (TA, Whirlpool, Combo)   29.107	\$ 1,285

<b>HYDRO INDULGE</b>   HYD.IND	\$ 3,005
--------------------------------	----------

### HYDROZONE UV COMBO SYSTEM | OZUV.XXX

Whirlpool and Combo Systems only	
110 V   OZUV.110	\$ 994
220 V   OZUV.220	\$ 994

### INLINE HEATER *Whirlpool and Combo Systems only*

<i>No dedicated GFI required for 6 amp models.</i>	
12.50 Amps 1.5 KW - 110V   27.100	\$ 693
6.25 Amps 1.5 KW - 220V   27.101	\$ 748
6.00 Amps 0.75 KW   27.103	\$ 620

## JETS *Additional finishes on page 16*

<b>Additional Jumbo or Rotating Jet</b> (JET.JJ-XX   JET.JR-XX)	
Group 1 - PC or PB	\$ 246
<b>Additional Standard or Swirling Jet</b> (JET.STD-XX   JET.SWI-XX)	
Group 1 - PC or PB	\$ 235
<b>Jumbo Jet Upgrade</b>   JUP.JJ-XX	\$ 106
<b>Rotating Jet Upgrade</b>   JUP.JR-XX	\$ 106
<b>Swirling Jet Upgrade</b>   JUP.SWI-XX	\$ 67
<b>Micro Therapy Jet</b>   MTJ.XXX (BIS, BLA, BON, SIL, WHI)	\$ 190
<b>Custom Jet Locations</b>   69.116-CUS.JET	No Charge
<i>(Must include drawing of locations)</i>	

## JET PLATING *For jet plating options go to page 16*

<b>LED TEMP. READOUT KEYPAD</b>   LED.UPG	\$ 531
---	--------

*Upgrade only, must have a keypad controlled system to purchase.*

<b>LIGHTING</b> LED Bath Light Chromotherapy System   LIG.LED	\$ 704
---	--------

## LOW WATER PROTECTION (Includes 30 minute timer)

110V   LOW.WAT-110	\$ 363
220V   LOW.WAT-220	\$ 391

<b>MICRO MOUNT</b>   69.140MCREDDG	\$ 134
------------------------------------	--------

<b>NECK MASSEUSE JET PILLOW</b>   PIL.NEC-XX	\$ 726
--	--------

*Available in black, bone and white.*

<b>PADDED HEADREST PILLOW</b>   41.128 (Black only)	\$ 145
---	--------

## PUMPS

<b>Custom Pump Locations</b>   69.116-CUS.PMP	No Charge
<b>Pump Upgrades</b>   PMP.UP (110V to 220V on 2.25 H.P. only)	\$ 307

<b>REMOTE CONTROL</b>   REM.CON	\$ 648
---------------------------------	--------

*Must have system to purchase*

<b>WASTE &amp; OVERFLOW</b>   WOV.XX	INCLUDED
--------------------------------------	----------

<b>Integral W/O</b> (Std. round)   IWO.XX	\$ 363
<b>Linear Integral W/O</b>   LWO-XXX	\$ 363

*Additional finishes on page 17*



# NINA (FREESTANDING)

72"L x 44"W x 22"D - side-center drain

W/O Included

Includes armrests

Custom jet locations not available on this model



## MODEL / PRICING

NIN7244ATO	Tub Only	\$ 5,781
NIN7244AWP	Whirlpool (8)	\$ 10,443

NIN7244ATA	Thermal Air	\$ 9,566
NIN7244ACO	Combo System	\$ 11,970

## COLORS *Additional lead time is required for premium colors*

### ACRYLIC BATHTUB COLORS

<b>Standard Colors:</b> Bone   White   Biscuit	Included
<b>Premium Colors:</b> Black   Ice Grey	\$ 1,296
<b>Matte Finish:</b>	\$ 1,255
<b>Dual Color Option:</b>	\$ 2,279
MODEL/COLOR1/COLOR2 (XXX.XXX.XXX)	

### SURFACES (outside only)

<b>Metallic:</b> Polished Nickel [PN]	\$ 17,925
MODEL/METAL/COLOR (XXX.XXX.XXX)	

## BACK MASSEUSE SYSTEMS *Additional finishes on page 15*

<b>System I</b> - Manual Control (WP/CO)   BAC.MA1-XXX	\$ 771
--	--------

<b>EXPORT CRATE</b>   FRT.EXPCRT	NET \$ 145
----------------------------------	------------

<b>EXTRA HIGH DENSITY</b>   HI.DEN	\$ 704
------------------------------------	--------

## GRAB BARS (Pair)

<b>Standard Grab Bars</b>   GRA.BAR-XXX	
Group 1 - PC or PB	\$ 469
Group 2 - AB, BB, SB, BC, PN, SN, BN	\$ 609
Group 3 - PG, BG, SG	\$ 827
<b>Universal Grab Bars</b>   UGB-XXX	
Group 1 - PC or PB	\$ 503
Group 2 - AB, BB, SB, BC, PN, SN, BN	\$ 648
Group 3 - PG, BG, SG	\$ 849

## HEATED BACKREST INCLUDED ON THERMAL AIR

## HYDRO BLANKET | BLA.HEA-X

2 Zones	\$ 1,554
3 Zones	\$ 1,945
4 Zones	\$ 2,171

<b>HYDRO COAT</b>   HYC.COA	\$ 324
-----------------------------	--------

<b>HYDRO EXPRESS</b>   69.104-HYD.EXP	NET \$ 263
---------------------------------------	------------

## HYDROZONE INCLUDED ON THERMAL AIR

## HYDROZONE UV COMBO SYSTEM | OZUV.XXX

Whirlpool and Combo Systems only	
110 V   OZUV.110	\$ 994
220 V   OZUV.220	\$ 994

## INLINE HEATER *Whirlpool and Combo Systems only*

*No dedicated GFI required for 6 amp models.*

12.50 Amps 1.5 KW - 110V   27.100	\$ 693
6.25 Amps 1.5 KW - 220V   27.101	\$ 748
6.00 Amps 0.75 KW   27.103	\$ 620

## ISLAND TUB DRAIN | ITD.XXX

ABS, PVC   ITD.ABS   ITD.PVC	\$ 363
Cast Iron   ITD.CST	\$ 441

## JETS *Additional finishes on page 16*

<b>Additional Jumbo or Rotating Jet</b> (JET.JJ-XX   JET.JR-XX)	
Group 1 - PC or PB	\$ 246
<b>Additional Standard or Swirling Jet</b> (JET.STD-XX   JET.SWI-XX)	
Group 1 - PC or PB	\$ 235
<b>Jumbo Jet Upgrade</b>   JUP.JJ-XX	\$ 106
<b>Rotating Jet Upgrade</b>   JUP.JR-XX	\$ 106
<b>Swirling Jet Upgrade</b>   JUP.SWI-XX	\$ 67
<b>Micro Therapy Jet</b>   MTJ.XXX (BIS, BLA, BON, SIL, WHI)	\$ 190

## JET PLATING *For jet plating options go to page 16*

<b>LED TEMP. READOUT KEYPAD</b>   LED.UPG	\$ 531
---	--------

*Upgrade only, must have a keypad controlled system to purchase.*

<b>LIGHTING</b> LED Bath Light Chromatherapy System   LIG.LED	\$ 704
---	--------

## LOW WATER PROTECTION (Includes 30 minute timer)

110V   LOW.WAT-110	\$ 363
220V   LOW.WAT-220	\$ 391

<b>PADDED HEADREST PILLOW</b>   41.128 (Black only)	\$ 145
---	--------

## PUMPS

<b>Custom Pump Locations</b>   69.116-CUS.PMP	No Charge
<b>Pump Upgrades</b>   PMP.UP (110V to 220V on 2.25 H.P. only)	\$ 307

<b>REMOTE CONTROL</b>   REM.CON	\$ 648
---------------------------------	--------

*Must have thermal air system to purchase*

## WASTE & OVERFLOW

<b>Integral W/O</b> (Std. round)   IWO.XX	INCLUDED
WHI, BIS, PC, PB, PN, BC, BB, BN, SC, SB, SN, ORB, PE	No Charge
Gold Finish Upgrade (PG, BG)	\$ 648

<b>Linear Integral W/O</b>   LWO-XXX	NO CHARGE UPGRADE
--------------------------------------	-------------------



# NOELLE

70"L x 40"W x 24"D

Includes lumbar support

Available in freestanding model, see Sophia page 94



## MODEL / PRICING

NOE7040ATO	Tub Only	\$ 3,784
NOE7040AWP	Whirlpool (8)	\$ 6,661

NOE7040ATA	Thermal Air	\$ 6,956
NOE7040ACO	Combo System	\$ 8,959

## COLORS *Additional lead time is required for premium colors*

### ACRYLIC BATHTUB COLORS

<b>Standard Colors:</b> Bone   White   Biscuit	Included
<b>Premium Colors:</b> Black   Ice Grey	\$ 458
<b>Matte Finish:</b>	NET \$ 483

### BACK MASSEUSE SYSTEMS *Additional finishes on page 15*

<b>System I</b> - Manual Control (WP/CO)   BAC.MA1-XXX	\$ 771
<b>System II</b> - Electronic Control (WP/CO)   BAC.MA2-XXX	\$ 1,553
<b>System III</b> - Electronic Control (TA)   BAC.MA3-XXX	\$ 2,457

<b>EXPORT CRATE</b>   FRT.EXPCRT	NET \$ 145
----------------------------------	------------

<b>EXTRA HIGH DENSITY</b>   HI.DEN	\$ 704
------------------------------------	--------

### GRAB BARS (Pair) *Additional finishes on page 15*

<b>Standard Grab Bars</b>   GRA.BAR-XXX (Group 1 - PC or PB)	\$ 469
<b>Universal Grab Bars</b>   UGB-XXX (Group 1 - PC or PB)	\$ 503

### HYDRO BLANKET | BLA.HEA-X

2 Zones	\$ 1,554	4 Zones	\$ 2,171
3 Zones	\$ 1,945	5 Zones	\$ 2,453

<b>HYDRO COAT</b>   HYC.COA	\$ 324
-----------------------------	--------

<b>HYDRO EXPRESS</b>   69.104-HYD.EXP	NET \$ 145
---------------------------------------	------------

### HYDRO FUSION

Hydro Fusion (Tub Only)   29.102	\$ 849
Hydro Fusion with Ozone (Tub Only)   29.103	\$ 1,151
Hydro Fusion (TA, Whirlpool, Combo)   29.107	\$ 1,285

<b>HYDRO INDULGE</b>   HYD.IND	\$ 3,005
--------------------------------	----------

### HYDROZONE UV COMBO SYSTEM | OZUV.XXX

Whirlpool and Combo Systems only	
110 V   OZUV.110	\$ 994
220 V   OZUV.220	\$ 994

### INLINE HEATER *Whirlpool and Combo Systems only*

<i>No dedicated GFI required for 6 amp models.</i>	
12.50 Amps 1.5 KW - 110V   27.100	\$ 693
6.25 Amps 1.5 KW - 220V   27.101	\$ 748
6.00 Amps 0.75 KW   27.103	\$ 620

## JETS *Additional finishes on page 16*

<b>Additional Jumbo or Rotating Jet</b> (JET.JJ-XX   JET.JR-XX)	
Group 1 - PC or PB	\$ 246
<b>Additional Standard or Swirling Jet</b> (JET.STD-XX   JET.SWI-XX)	
Group 1 - PC or PB	\$ 235
<b>Jumbo Jet Upgrade</b>   JUP.JJ-XX	\$ 106
<b>Rotating Jet Upgrade</b>   JUP.JR-XX	\$ 106
<b>Swirling Jet Upgrade</b>   JUP.SWI-XX	\$ 67
<b>Micro Therapy Jet</b>   MTJ.XXX (BIS, BLA, BON, SIL, WHI)	\$ 190
<b>Custom Jet Locations</b>   69.116-CUS.JET	No Charge
<i>(Must include drawing of locations)</i>	

## JET PLATING *For jet plating options go to page 16*

<b>LED TEMP. READOUT KEYPAD</b>   LED.UPG	\$ 531
---	--------

*Upgrade only, must have a keypad controlled system to purchase.*

<b>LIGHTING</b> LED Bath Light Chromotherapy System   LIG.LED	\$ 704
---	--------

## LOW WATER PROTECTION (Includes 30 minute timer)

110V   LOW.WAT-110	\$ 363	220V   LOW.WAT-220	\$ 391
--------------------	--------	--------------------	--------

<b>MICRO MOUNT</b>   69.140MCREDG	\$ 134
-----------------------------------	--------

## MOLDED ARMRESTS

<i>Some molded armrests add an interior detail line to the bathtub</i>	
2 Armrests (one pair)   ARM.MOL-2	\$ 145

<b>NECK MASSEUSE JET PILLOW</b>   PIL.NEC-XX	\$ 726
--	--------

*Available in black, bone and white.*

<b>PADDED HEADREST PILLOW</b>   41.128 (Black only)	\$ 145
---	--------

## PUMPS

<b>Custom Pump Locations</b>   69.116-CUS.PMP	No Charge
<b>Pump Upgrades</b>   PMP.UP (110V to 220V on 2.25 H.P. only)	\$ 307

<b>REMOTE CONTROL</b>   REM.CON	\$ 648
---------------------------------	--------

*Must have system to purchase*

<b>UNDERMOUNT</b>   UNDRMT	No Charge
----------------------------	-----------

<b>WASTE &amp; OVERFLOW</b>   WOV.XX	INCLUDED
--------------------------------------	----------

<b>Integral W/O</b> (Std. round)   IWO.XX	\$ 363
---	--------

*Additional finishes on page 17*

# Ovation

60" L x 42" W x 20" D

66" L x 42" W x 21" D

72" L x 42" W x 21" D

84" L x 42" W x 21" D - center drain / gel coat model



## MODEL / PRICING

OVA6042ATO	Tub Only	\$ 2,679	OVA6642ATA	Thermal Air	\$ 5,766	OVA8442GTO	Tub Only	\$ 3,225
OVA6042AWP	Whirlpool (6)	\$ 5,434	OVA6642ACO	Combo System	\$ 7,982	OVA8442GWP	Whirlpool (8)	\$ 6,605
OVA6042ATA	Thermal Air	\$ 5,766	OVA7242ATO	Tub Only	\$ 2,814	OVA8442GTA	Thermal Air	\$ 6,411
OVA6042ACO	Combo System	\$ 7,982	OVA7242AWP	Whirlpool (6)	\$ 5,534	OVA8442GCO	Combo System	\$ 9,141
OVA6642ATO	Tub Only	\$ 2,740	OVA7242ATA	Thermal Air	\$ 5,923			
OVA6642AWP	Whirlpool (6)	\$ 5,497	OVA7242ACO	Combo System	\$ 7,870			

## COLORS *Additional lead time is required for premium colors*

### ACRYLIC BATHTUB COLORS

**Standard Colors:** Bone | White | Biscuit Included

**Premium Colors:** Black | Ice Grey \$ 458

**Matte Finish:** NET \$ 483

### BACK MASSEUSE SYSTEMS *Additional finishes on page 15*

**System I** - Manual Control (WP/CO) | BAC.MA1-XXX \$ 771

**System II** - Electronic Control (WP/CO) | BAC.MA2-XXX \$ 1,553

**System III** - Electronic Control (TA) | BAC.MA3-XXX \$ 2,457

**EXPORT CRATE** | FRT.EXPCRT NET \$ 145

**EXTRA HIGH DENSITY** | HI.DEN \$ 704

### GRAB BARS (Pair) *Additional finishes on page 15*

**Standard Grab Bars** | GRA.BAR-XXX (Group 1 - PC or PB) \$ 469

**Universal Grab Bars** | UGB-XXX (Group 1 - PC or PB) \$ 503

### HYDRO BLANKET | BLA.HEA-X

2 Zones \$ 1,554 4 Zones \$ 2,171

3 Zones \$ 1,945 5 Zones \$ 2,453

**HYDRO COAT** | HYC.COA \$ 324

**HYDRO EXPRESS** | 69.104-HYD.EXP NET \$ 145

### HYDRO FUSION

Hydro Fusion (Tub Only) | 29.102 \$ 849

Hydro Fusion with Ozone (Tub Only) | 29.103 \$ 1,151

Hydro Fusion (TA, Whirlpool, Combo) | 29.107 \$ 1,285

**HYDRO INDULGE** | HYD.IND \$ 3,005

### HYDROZONE UV COMBO SYSTEM | OZUV.XXX

Whirlpool and Combo Systems only

110 V | OZUV.110 \$ 994

220 V | OZUV.220 \$ 994

### INLINE HEATER *Whirlpool and Combo Systems only*

*No dedicated GFI required for 6 amp models.*

12.50 Amps 1.5 KW - 110V | 27.100 \$ 693

6.25 Amps 1.5 KW - 220V | 27.101 \$ 748

6.00 Amps 0.75 KW | 27.103 \$ 620

## JETS *Additional finishes on page 16*

### Additional Jumbo or Rotating Jet (JET.JJ-XX | JET.JR-XX)

Group 1 - PC or PB \$ 246

### Additional Standard or Swirling Jet (JET.STD-XX | JET.SWI-XX)

Group 1 - PC or PB \$ 235

**Jumbo Jet Upgrade** | JUP.JJ-XX \$ 106

**Rotating Jet Upgrade** | JUP.JR-XX \$ 106

**Swirling Jet Upgrade** | JUP.SWI-XX \$ 67

**Micro Therapy Jet** | MTJ.XXX (BIS, BLA, BON, SIL, WHI) \$ 190

**Custom Jet Locations** | 69.116-CUS.JET No Charge

*(Must include drawing of locations)*

## JET PLATING *For jet plating options go to page 16*

**LED TEMP. READOUT KEYPAD** | LED.UPG \$ 531

*Upgrade only, must have a keypad controlled system to purchase.*

**LIGHTING** LED Bath Light Chromatherapy System | LIG.LED \$ 704

## LOW WATER PROTECTION (Includes 30 minute timer)

110V | LOW.WAT-110 \$ 363 220V | LOW.WAT-220 \$ 391

**MICRO MOUNT** | 69.140MCREDG \$ 134

## MOLDED ARMRESTS

*Some molded armrests add an interior detail line to the bathtub*

2 Armrests (one pair) | ARM.MOL-2 \$ 145

**NECK MASSEUSE JET PILLOW** | PIL.NEC-XX \$ 726

*Available in black, bone and white.*

## PUMPS

**Custom Pump Locations** | 69.116-CUS.PMP No Charge

**Pump Upgrades** | PMP.UP (110V to 220V on 2.25 H.P. only) \$ 307

**REMOTE CONTROL** | REM.CON \$ 648

*Must have system to purchase*

**TILE FLANGES** | FLA.MO-X \$ 212

**UNDERMOUNT** | UNDRMT No Charge

**WASTE & OVERFLOW** | WOV.XX INCLUDED

**Integral W/O** (Std. round) | IWO.XX \$ 363

**Linear Integral W/O** | LWO-XXX \$ 363

*Additional finishes on page 17*

## PALMER

66"L x 36"W x 21"D

70"L x 36"W x 24"D

Includes lumbar support

Available as freestanding model, see Domingo page 35



## MODEL / PRICING

PAL6636ATO	Tub Only	\$ 3,772
PAL6636AWP	Whirlpool (8)	\$ 6,561
PAL6636ATA	Thermal Air	\$ 6,711
PAL6636ACO	Combo System	\$ 8,978

PAL7036ATO	Tub Only	\$ 3,858
PAL7036AWP	Whirlpool (8)	\$ 6,799
PAL7036ATA	Thermal Air	\$ 7,100
PAL7036ACO	Combo System	\$ 9,141

COLORS *Additional lead time is required for premium colors*

## ACRYLIC BATHTUB COLORS

<b>Standard Colors:</b> Bone   White   Biscuit	Included
<b>Premium Colors:</b> Black   Ice Grey	\$ 458
<b>Matte Finish:</b>	NET \$ 483

BACK MASSEUSE SYSTEMS *Additional finishes on page 15*

<b>System I</b> - Manual Control (WP/CO)   BAC.MA1-XXX	\$ 771
<b>System II</b> - Electronic Control (WP/CO)   BAC.MA2-XXX	\$ 1,553
<b>System III</b> - Electronic Control (TA)   BAC.MA3-XXX	\$ 2,457

<b>EXPORT CRATE</b>   FRT.EXPCRT	NET \$ 145
----------------------------------	------------

<b>EXTRA HIGH DENSITY</b>   HI.DEN	\$ 704
------------------------------------	--------

GRAB BARS (Pair) *Additional finishes on page 15*

<b>Standard Grab Bars</b>   GRA.BAR-XXX (Group 1 - PC or PB)	\$ 469
<b>Universal Grab Bars</b>   UGB-XXX (Group 1 - PC or PB)	\$ 503

## HYDRO BLANKET | BLA.HEA-X

2 Zones	\$ 1,554
3 Zones	\$ 1,945
4 Zones	\$ 2,171

<b>HYDRO COAT</b>   HYC.COA	\$ 324
-----------------------------	--------

<b>HYDRO EXPRESS</b>   69.104-HYD.EXP	NET \$ 145
---------------------------------------	------------

## HYDRO FUSION

Hydro Fusion (Tub Only)   29.102	\$ 849
Hydro Fusion with Ozone (Tub Only)   29.103	\$ 1,151
Hydro Fusion (TA, Whirlpool, Combo)   29.107	\$ 1,285

<b>HYDRO INDULGE</b>   HYD.IND	\$ 3,005
--------------------------------	----------

## HYDROZONE UV COMBO SYSTEM | OZUV.XXX

Whirlpool and Combo Systems only	
110 V   OZUV.110	\$ 994
220 V   OZUV.220	\$ 994

INLINE HEATER *Whirlpool and Combo Systems only*

<i>No dedicated GFI required for 6 amp models.</i>	
12.50 Amps 1.5 KW - 110V   27.100	\$ 693
6.25 Amps 1.5 KW - 220V   27.101	\$ 748
6.00 Amps 0.75 KW   27.103	\$ 620

JETS *Additional finishes on page 16*

<b>Additional Jumbo or Rotating Jet</b> (JET.JJ-XX   JET.JR-XX)	
Group 1 - PC or PB	\$ 246
<b>Additional Standard or Swirling Jet</b> (JET.STD-XX   JET.SWI-XX)	
Group 1 - PC or PB	\$ 235
<b>Jumbo Jet Upgrade</b>   JUP.JJ-XX	\$ 106
<b>Rotating Jet Upgrade</b>   JUP.JR-XX	\$ 106
<b>Swirling Jet Upgrade</b>   JUP.SWI-XX	\$ 67
<b>Micro Therapy Jet</b>   MTJ.XXX (BIS, BLA, BON, SIL, WHI)	\$ 190
<b>Custom Jet Locations</b>   69.116-CUS.JET	No Charge
<i>(Must include drawing of locations)</i>	

JET PLATING *For jet plating options go to page 16*

<b>LED TEMP. READOUT KEYPAD</b>   LED.UPG	\$ 531
---	--------

*Upgrade only, must have a keypad controlled system to purchase.*

<b>LIGHTING</b> LED Bath Light Chromotherapy System   LIG.LED	\$ 704
---	--------

## LOW WATER PROTECTION (Includes 30 minute timer)

110V   LOW.WAT-110	\$ 363	220V   LOW.WAT-220	\$ 391
--------------------	--------	--------------------	--------

<b>MICRO MOUNT</b>   69.140MCREDG	\$ 134
-----------------------------------	--------

## MOLDED ARMRESTS

<i>Some molded armrests add an interior detail line to the bathtub</i>	
2 Armrests (one pair)   ARM.MOL-2	\$ 145

<b>NECK MASSEUSE JET PILLOW</b>   PIL.NEC-XX	\$ 726
--	--------

*Available in black, bone and white.*

<b>PADDED HEADREST PILLOW</b>   41.128 (Black only)	\$ 145
---	--------

## PUMPS

<b>Custom Pump Locations</b>   69.116-CUS.PMP	No Charge
<b>Pump Upgrades</b>   PMP.UP (110V to 220V on 2.25 H.P. only)	\$ 307

<b>REMOTE CONTROL</b>   REM.CON	\$ 648
---------------------------------	--------

*Must have system to purchase*

<b>UNDERMOUNT</b>   UNDRMT	No Charge
----------------------------	-----------

<b>WASTE &amp; OVERFLOW</b>   WOV.XX	INCLUDED
--------------------------------------	----------

<b>Integral W/O</b> (Std. round)   IWO.XX	\$ 363
---	--------

<b>Linear Integral W/O</b>   LWO-XXX	\$ 363
--------------------------------------	--------

*Additional finishes on page 17*

# PICASSO

60"L x 36"W x 21"D - end drain

66"L x 36"W x 27"D - center drain (shown)

72"L x 40"W x 27"D - end drain

W/O Included

Foam fill sound insulator included

Remote blower required for Thermal Air system

Available as drop-in model, see Carli page 23



## MODEL / PRICING

MPI6036ATO	Tub Only	\$ 6,789	MPI6636ATO	Tub Only	\$ 7,458	MPI7240ATO	Tub Only	\$ 7,600
MPI6036ATA	Thermal Air	\$ 9,660	MPI6636ATA	Thermal Air	\$ 10,568	MPI7240ATA	Thermal Air	\$ 10,724

## COLORS *Additional lead time is required for premium colors*

### ACRYLIC BATHTUB COLORS

**Standard Colors:** Bone | White | Biscuit Included

**Premium Colors:** Black | Ice Grey \$ 1,296

### SURFACES (outside only)

**Metallic:** Polished Nickel [PN] \$ 17,925

MODEL/METAL/COLOR (XXX.XXX.XXX)

**EXPORT CRATE** | FRT.EXPCRT NET \$ 145

**EXTRA HIGH DENSITY** | HI.DEN \$ 704

### GRAB BARS (Pair)

**Standard Grab Bars** | GRA.BAR-XXX

Group 1 - PC or PB \$ 469

Group 2 - AB, BB, SB, BC, PN, SN, BN \$ 609

Group 3 - PG, BG, SG \$ 827

**Universal Grab Bars** | UGB-XXX

Group 1 - PC or PB \$ 503

Group 2 - AB, BB, SB, BC, PN, SN, BN \$ 648

Group 3 - PG, BG, SG \$ 849

### HYDRO BLANKET | BLA.HEA-X

2 Zones \$ 1,554

3 Zones \$ 1,945

4 Zones \$ 2,171

**HYDRO COAT** | HYC.COA \$ 324

**HYDRO EXPRESS** | 69.104-HYD.EXP NET \$ 263

**HYDROZONE** INCLUDED ON THERMAL AIR

### ISLAND TUB DRAIN | ITD.XXX

ABS, PVC | ITD.ABS | ITD.PVC \$ 363

Cast Iron | ITD.CST \$ 441

**LED TEMP. READOUT KEYPAD** | LED.UPG \$ 531

*Upgrade only, must have a keypad controlled system to purchase.*

**LIGHTING** LED Bath Light Chromatherapy System | LIG.LED \$ 704

**REMOTE CONTROL** | REM.CON \$ 648

*Must have thermal air system to purchase*

### WASTE & OVERFLOW

**Integral W/O** (Std. round) | IWO.XX INCLUDED

WHI, BIS, PC, PB, PN, BC, BB, BN, SC, SB, SN, ORB, PE No Charge

Gold Finish Upgrade (PG, BG) \$ 648

**Linear Integral W/O** | LWO-XXX NO CHARGE UPGRADE

# RACHAEL

66"L x 36"W x 20"D

72"L x 36"W x 20"D



## MODEL / PRICING

RAC6636ATO	Tub Only	\$ 2,648
RAC6636AWP	Whirlpool (6)	\$ 5,728
RAC6636ATA	Thermal Air	\$ 5,941
RAC6636ACO	Combo System	\$ 8,633

RAC7236ATO	Tub Only	\$ 2,758
RAC7236AWP	Whirlpool (8)	\$ 6,054
RAC7236ATA	Thermal Air	\$ 6,067
RAC7236ACO	Combo System	\$ 8,946

## COLORS *Additional lead time is required for premium colors*

### ACRYLIC BATHTUB COLORS

<b>Standard Colors:</b> Bone   White   Biscuit	Included
<b>Premium Colors:</b> Black   Ice Grey	\$ 458
<b>Matte Finish:</b>	NET \$ 483

### BACK MASSEUSE SYSTEMS *Additional finishes on page 15*

<b>System I</b> - Manual Control (WP/CO)   BAC.MA1-XXX	\$ 771
<b>System II</b> - Electronic Control (WP/CO)   BAC.MA2-XXX	\$ 1,553
<b>System III</b> - Electronic Control (TA)   BAC.MA3-XXX	\$ 2,457

<b>EXPORT CRATE</b>   FRT.EXPCRT	NET \$ 145
----------------------------------	------------

<b>EXTRA HIGH DENSITY</b>   HI.DEN	\$ 704
------------------------------------	--------

### GRAB BARS (Pair) *Additional finishes on page 15*

<b>Standard Grab Bars</b>   GRA.BAR-XXX (Group 1 - PC or PB)	\$ 469
<b>Universal Grab Bars</b>   UGB-XXX (Group 1 - PC or PB)	\$ 503

### HYDRO BLANKET | BLA.HEA-X

2 Zones	\$ 1,554
3 Zones	\$ 1,945
4 Zones	\$ 2,171

<b>HYDRO COAT</b>   HYC.COA	\$ 324
-----------------------------	--------

<b>HYDRO EXPRESS</b>   69.104-HYD.EXP	NET \$ 145
---------------------------------------	------------

### HYDRO FUSION

Hydro Fusion (Tub Only)   29.102	\$ 849
Hydro Fusion with Ozone (Tub Only)   29.103	\$ 1,151
Hydro Fusion (TA, Whirlpool, Combo)   29.107	\$ 1,285

<b>HYDRO INDULGE</b>   HYD.IND	\$ 3,005
--------------------------------	----------

### HYDROZONE UV COMBO SYSTEM | OZUV.XXX

Whirlpool and Combo Systems only	
110 V   OZUV.110	\$ 994
220 V   OZUV.220	\$ 994

### INLINE HEATER *Whirlpool and Combo Systems only*

<i>No dedicated GFI required for 6 amp models.</i>	
12.50 Amps 1.5 KW - 110V   27.100	\$ 693
6.25 Amps 1.5 KW - 220V   27.101	\$ 748
6.00 Amps 0.75 KW   27.103	\$ 620

## JETS *Additional finishes on page 16*

<b>Additional Jumbo or Rotating Jet</b> (JET.JJ-XX   JET.JR-XX)	
Group 1 - PC or PB	\$ 246
<b>Additional Standard or Swirling Jet</b> (JET.STD-XX   JET.SWI-XX)	
Group 1 - PC or PB	\$ 235
<b>Jumbo Jet Upgrade</b>   JUP.JJ-XX	\$ 106
<b>Rotating Jet Upgrade</b>   JUP.JR-XX	\$ 106
<b>Swirling Jet Upgrade</b>   JUP.SWI-XX	\$ 67
<b>Micro Therapy Jet</b>   MTJ.XXX (BIS, BLA, BON, SIL, WHI)	\$ 190
<b>Custom Jet Locations</b>   69.116-CUS.JET	No Charge
<i>(Must include drawing of locations)</i>	

## JET PLATING *For jet plating options go to page 16*

<b>LED TEMP. READOUT KEYPAD</b>   LED.UPG	\$ 531
---	--------

*Upgrade only, must have a keypad controlled system to purchase.*

<b>LIGHTING</b> LED Bath Light Chromotherapy System   LIG.LED	\$ 704
---	--------

## LOW WATER PROTECTION (Includes 30 minute timer)

110V   LOW.WAT-110	\$ 363	220V   LOW.WAT-220	\$ 391
--------------------	--------	--------------------	--------

<b>MICRO MOUNT</b>   69.140MCREDDG	\$ 134
------------------------------------	--------

## MOLDED ARMRESTS *(may add interior detail line to bathtub)*

2 Armrests (one pair)   ARM.MOL-2	\$ 145
-----------------------------------	--------

<b>NECK MASSEUSE JET PILLOW</b>   PIL.NEC-XX	\$ 726
--	--------

*Available in black, bone and white.*

<b>PADDED HEADREST PILLOW</b>   41.128 (Black only)	\$ 145
---	--------

<b>PUMPS</b> Custom Pump Locations   69.116-CUS.PMP	No Charge
---	-----------

<b>Pump Upgrades</b>   PMP.UP (110V to 220V on 2.25 H.P. only)	\$ 307
--	--------

<b>REMOTE CONTROL</b>   REM.CON	\$ 648
---------------------------------	--------

*Must have system to purchase*

## SKIRTS *For skirt options go to pages 16-17*

<b>TILE FLANGES</b>   FLA.MO-X	\$ 212
--------------------------------	--------

<b>UNDERMOUNT</b>   UNDRMT	No Charge
----------------------------	-----------

<b>WASTE &amp; OVERFLOW</b>   WOV.XX	INCLUDED
--------------------------------------	----------

<b>Integral W/O</b> (Std. round)   IWO.XX	\$ 363
---	--------

<b>Linear Integral W/O</b>   LWO-XXX	\$ 363
--------------------------------------	--------

*Additional finishes on page 17*



# REDONDO

60" Diameter x 20"D

69" Diameter x 18"D



## MODEL / PRICING

RED6020ATO	Tub Only	\$ 3,496
RED6020AWP	Whirlpool (6)	\$ 7,056
RED6020ATA	Thermal Air	\$ 6,705
RED6020ACO	Combo System	\$ 9,360

RED6918ATO	Tub Only	\$ 3,717
RED6918AWP	Whirlpool (8)	\$ 7,782
RED6918ATA	Thermal Air	\$ 6,987
RED6918ACO	Combo System	\$ 10,286

## COLORS *Additional lead time is required for premium colors*

### ACRYLIC BATHTUB COLORS

<b>Standard Colors:</b> Bone   White   Biscuit	Included
<b>Premium Colors:</b> Black   Ice Grey	\$ 458
<b>Matte Finish:</b>	NET \$ 483

### BACK MASSEUSE SYSTEMS *Additional finishes on page 15*

<b>System I</b> - Manual Control (WP/CO)   BAC.MA1-XXX	\$ 771
<b>System II</b> - Electronic Control (WP/CO)   BAC.MA2-XXX	\$ 1,553
<b>System III</b> - Electronic Control (TA)   BAC.MA3-XXX	\$ 2,457

<b>EXPORT CRATE</b>   FRT.EXPCRT	NET \$ 145
----------------------------------	------------

<b>EXTRA HIGH DENSITY</b>   HI.DEN	\$ 704
------------------------------------	--------

### GRAB BARS (Pair) *Additional finishes on page 15*

<b>Standard Grab Bars</b>   GRA.BAR-XXX (Group 1 - PC or PB)	\$ 469
<b>Universal Grab Bars</b>   UGB-XXX (Group 1 - PC or PB)	\$ 503

### HYDRO BLANKET | BLA.HEA-X

2 Zones	\$ 1,554
3 Zones	\$ 1,945
4 Zones	\$ 2,171
5 Zones (with 2 controls)	\$ 2,453

<b>HYDRO COAT</b>   HYC.COA	\$ 324
-----------------------------	--------

<b>HYDRO EXPRESS</b>   69.104-HYD.EXP	NET \$ 145
---------------------------------------	------------

### HYDRO FUSION

Hydro Fusion (Tub Only)   29.102	\$ 849
Hydro Fusion with Ozone (Tub Only)   29.103	\$ 1,151
Hydro Fusion (TA, Whirlpool, Combo)   29.107	\$ 1,285

<b>HYDRO INDULGE</b>   HYD.IND	\$ 3,005
--------------------------------	----------

### HYDROZONE UV COMBO SYSTEM | OZUV.XXX

Whirlpool and Combo Systems only	
110 V   OZUV.110	\$ 994
220 V   OZUV.220	\$ 994

### INLINE HEATER *Whirlpool and Combo Systems only*

*No dedicated GFI required for 6 amp models.*

12.50 Amps 1.5 KW - 110V   27.100	\$ 693
6.25 Amps 1.5 KW - 220V   27.101	\$ 748
6.00 Amps 0.75 KW   27.103	\$ 620

## JETS *Additional finishes on page 16*

### Additional Jumbo or Rotating Jet (JET.JJ-XX | JET.JR-XX)

Group 1 - PC or PB	\$ 246
--------------------	--------

### Additional Standard or Swirling Jet (JET.STD-XX | JET.SWI-XX)

Group 1 - PC or PB	\$ 235
--------------------	--------

<b>Jumbo Jet Upgrade</b>   JUP.JJ-XX	\$ 106
--------------------------------------	--------

<b>Rotating Jet Upgrade</b>   JUP.JR-XX	\$ 106
---	--------

<b>Swirling Jet Upgrade</b>   JUP.SWI-XX	\$ 67
--	-------

<b>Micro Therapy Jet</b>   MTJ.XXX (BIS, BLA, BON, SIL, WHI)	\$ 190
--	--------

<b>Custom Jet Locations</b>   69.116-CUS.JET	No Charge
--	-----------

*(Must include drawing of locations)*

## JET PLATING *For jet plating options go to page 16*

<b>LED TEMP. READOUT KEYPAD</b>   LED.UPG	\$ 531
---	--------

*Upgrade only, must have a keypad controlled system to purchase.*

<b>LIGHTING</b> LED Bath Light Chromatherapy System   LIG.LED	\$ 704
---	--------

## LOW WATER PROTECTION (Includes 30 minute timer)

110V   LOW.WAT-110	\$ 363
220V   LOW.WAT-220	\$ 391

<b>NECK MASSEUSE JET PILLOW</b>   PIL.NEC-XX	\$ 726
--	--------

*Available in black, bone and white.*

<b>PADDED HEADREST PILLOW</b>   41.128 (Black only)	\$ 145
---	--------

## PUMPS

<b>Custom Pump Locations</b>   69.116-CUS.PMP	No Charge
---	-----------

<b>Pump Upgrades</b>   PMP.UP (110V to 220V on 2.25 H.P. only)	\$ 307
--	--------

<b>REMOTE CONTROL</b>   REM.CON	\$ 648
---------------------------------	--------

*Must have system to purchase*

<b>WASTE &amp; OVERFLOW</b>   WOV.XX	INCLUDED
--------------------------------------	----------

<b>Integral W/O</b> (Std. round)   IWO.XX	\$ 363
---	--------

<b>Linear Integral W/O</b>   LWO-XXX	\$ 363
--------------------------------------	--------

*Additional finishes on page 17*



## RILEY

60"L x 42"W x 20"D

66"L x 42"W x 21"D

72"L x 42"W x 21"D

Includes armrests

Includes lumbar support



## MODEL / PRICING

RIL6042ATO	Tub Only	\$ 2,777	RIL6642ATO	Tub Only	\$ 2,857	RIL7242ATO	Tub Only	\$ 2,906
RIL6042AWP	Whirlpool (6)	\$ 4,977	RIL6642AWP	Whirlpool (6)	\$ 5,084	RIL7242AWP	Whirlpool (6)	\$ 5,340
RIL6042ATA	Thermal Air	\$ 5,559	RIL6642ATA	Thermal Air	\$ 5,635	RIL7242ATA	Thermal Air	\$ 5,741
RIL6042ACO	Combo System	\$ 7,694	RIL6642ACO	Combo System	\$ 7,826	RIL7242ACO	Combo System	\$ 7,932

COLORS *Additional lead time is required for premium colors*

## ACRYLIC BATHTUB COLORS

<b>Standard Colors:</b> Bone   White   Biscuit	Included
<b>Premium Colors:</b> Black   Ice Grey	\$ 458
<b>Matte Finish:</b>	NET \$ 483

BACK MASSEUSE SYSTEMS *Additional finishes on page 15*

<b>System I</b> - Manual Control (WP/CO)   BAC.MA1-XXX	\$ 771
<b>System II</b> - Electronic Control (WP/CO)   BAC.MA2-XXX	\$ 1,553
<b>System III</b> - Electronic Control (TA)   BAC.MA3-XXX	\$ 2,457

<b>EXPORT CRATE</b>   FRT.EXPCRT	NET \$ 145
----------------------------------	------------

<b>EXTRA HIGH DENSITY</b>   HI.DEN	\$ 704
------------------------------------	--------

GRAB BARS (Pair) *Additional finishes on page 15*

<b>Standard Grab Bars</b>   GRA.BAR-XXX (Group 1 - PC or PB)	\$ 469
<b>Universal Grab Bars</b>   UGB-XXX (Group 1 - PC or PB)	\$ 503

## HYDRO BLANKET | BLA.HEA-X

2 Zones	\$ 1,554
3 Zones	\$ 1,945
4 Zones	\$ 2,171
5 Zones (with 2 controls)	\$ 2,453

<b>HYDRO COAT</b>   HYC.COA	\$ 324
-----------------------------	--------

<b>HYDRO EXPRESS</b>   69.104-HYD.EXP	NET \$ 145
---------------------------------------	------------

## HYDRO FUSION

Hydro Fusion (Tub Only)   29.102	\$ 849
Hydro Fusion with Ozone (Tub Only)   29.103	\$ 1,151
Hydro Fusion (TA, Whirlpool, Combo)   29.107	\$ 1,285

<b>HYDRO INDULGE</b>   HYD.IND	\$ 3,005
--------------------------------	----------

## HYDROZONE UV COMBO SYSTEM | OZUV.XXX

Whirlpool and Combo Systems only	
110 V   OZUV.110	\$ 994
220 V   OZUV.220	\$ 994

INLINE HEATER *Whirlpool and Combo Systems only**No dedicated GFI required for 6 amp models.*

12.50 Amps 1.5 KW - 110V   27.100	\$ 693
6.25 Amps 1.5 KW - 220V   27.101	\$ 748
6.00 Amps 0.75 KW   27.103	\$ 620

JETS *Additional finishes on page 16*

<b>Additional Jumbo or Rotating Jet</b> (JET.JJ-XX   JET.JR-XX)	
Group 1 - PC or PB	\$ 246
<b>Additional Standard or Swirling Jet</b> (JET.STD-XX   JET.SWI-XX)	
Group 1 - PC or PB	\$ 235
<b>Jumbo Jet Upgrade</b>   JUP.JJ-XX	\$ 106
<b>Rotating Jet Upgrade</b>   JUP.JR-XX	\$ 106
<b>Swirling Jet Upgrade</b>   JUP.SWI-XX	\$ 67
<b>Micro Therapy Jet</b>   MTJ.XXX (BIS, BLA, BON, SIL, WHI)	\$ 190
<b>Custom Jet Locations</b>   69.116-CUS.JET	No Charge
<i>(Must include drawing of locations)</i>	

JET PLATING *For jet plating options go to page 16*

<b>LED TEMP. READOUT KEYPAD</b>   LED.UPG	\$ 531
---	--------

*Upgrade only, must have a keypad controlled system to purchase.*

<b>LIGHTING</b> LED Bath Light Chromotherapy System   LIG.LED	\$ 704
---	--------

## LOW WATER PROTECTION (Includes 30 minute timer)

110V   LOW.WAT-110	\$ 363
220V   LOW.WAT-220	\$ 391

<b>MICRO MOUNT</b>   69.140MCREDG	\$ 134
-----------------------------------	--------

<b>NECK MASSEUSE JET PILLOW</b>   PIL.NEC-XX	\$ 726
--	--------

*Available in black, bone and white.*

<b>PADDED HEADREST PILLOW</b>   41.128 (Black only)	\$ 145
---	--------

## PUMPS

<b>Custom Pump Locations</b>   69.116-CUS.PMP	No Charge
<b>Pump Upgrades</b>   PMP.UP (110V to 220V on 2.25 H.P. only)	\$ 307

<b>REMOTE CONTROL</b>   REM.CON	\$ 648
---------------------------------	--------

*Must have system to purchase*

<b>WASTE &amp; OVERFLOW</b>   WOV.XX	INCLUDED
--------------------------------------	----------

<b>Integral W/O</b> (Std. round)   IWO.XX	\$ 363
---	--------

*Additional finishes on page 17*

# RINCON

59"L x 59"W x 21"D



## MODEL / PRICING

RIN5959ATO	Tub Only	\$ 3,219
RIN5959AWP	Whirlpool (6)	\$ 6,054

RIN5959ATA	Thermal Air	\$ 6,405
RIN5959ACO	Combo System	\$ 8,602

## COLORS *Additional lead time is required for premium colors*

### ACRYLIC BATHTUB COLORS

<b>Standard Colors:</b> Bone   White   Biscuit	Included
<b>Premium Colors:</b> Black   Ice Grey	\$ 458
<b>Matte Finish:</b>	NET \$ 483

### BACK MASSEUSE SYSTEMS *Additional finishes on page 15*

<b>System I</b> - Manual Control (WP/CO)   BAC.MA1-XXX	\$ 771
<b>System II</b> - Electronic Control (WP/CO)   BAC.MA2-XXX	\$ 1,553
<b>System III</b> - Electronic Control (TA)   BAC.MA3-XXX	\$ 2,457

<b>EXPORT CRATE</b>   FRT.EXPCRT	NET \$ 145
----------------------------------	------------

<b>EXTRA HIGH DENSITY</b>   HI.DEN	\$ 704
------------------------------------	--------

### GRAB BARS (Pair) *Additional finishes on page 15*

<b>Standard Grab Bars</b>   GRA.BAR-XXX (Group 1 - PC or PB)	\$ 469
<b>Universal Grab Bars</b>   UGB-XXX (Group 1 - PC or PB)	\$ 503

### HYDRO BLANKET | BLA.HEA-X

2 Zones	\$ 1,554
3 Zones	\$ 1,945
4 Zones	\$ 2,171

<b>HYDRO COAT</b>   HYC.COA	\$ 324
-----------------------------	--------

<b>HYDRO EXPRESS</b>   69.104-HYD.EXP	NET \$ 145
---------------------------------------	------------

### HYDRO FUSION

Hydro Fusion (Tub Only)   29.102	\$ 849
Hydro Fusion with Ozone (Tub Only)   29.103	\$ 1,151
Hydro Fusion (TA, Whirlpool, Combo)   29.107	\$ 1,285

<b>HYDRO INDULGE</b>   HYD.IND	\$ 3,005
--------------------------------	----------

### HYDROZONE UV COMBO SYSTEM | OZUV.XXX

Whirlpool and Combo Systems only	
110 V   OZUV.110	\$ 994
220 V   OZUV.220	\$ 994

### INLINE HEATER *Whirlpool and Combo Systems only*

<i>No dedicated GFI required for 6 amp models.</i>	
12.50 Amps 1.5 KW - 110V   27.100	\$ 693
6.25 Amps 1.5 KW - 220V   27.101	\$ 748
6.00 Amps 0.75 KW   27.103	\$ 620

## JETS *Additional finishes on page 16*

<b>Additional Jumbo or Rotating Jet</b> (JET.JJ-XX   JET.JR-XX)	
Group 1 - PC or PB	\$ 246
<b>Additional Standard or Swirling Jet</b> (JET.STD-XX   JET.SWI-XX)	
Group 1 - PC or PB	\$ 235
<b>Jumbo Jet Upgrade</b>   JUP.JJ-XX	\$ 106
<b>Rotating Jet Upgrade</b>   JUP.JR-XX	\$ 106
<b>Swirling Jet Upgrade</b>   JUP.SWI-XX	\$ 67
<b>Micro Therapy Jet</b>   MTJ.XXX (BIS, BLA, BON, SIL, WHI)	\$ 190
<b>Custom Jet Locations</b>   69.116-CUS.JET	No Charge
<i>(Must include drawing of locations)</i>	

## JET PLATING *For jet plating options go to page 16*

<b>LED TEMP. READOUT KEYPAD</b>   LED.UPG	\$ 531
---	--------

*Upgrade only, must have a keypad controlled system to purchase.*

<b>LIGHTING</b> LED Bath Light Chromatherapy System   LIG.LED	\$ 704
---	--------

## LOW WATER PROTECTION (Includes 30 minute timer)

110V   LOW.WAT-110	\$ 363
220V   LOW.WAT-220	\$ 391

<b>MICRO MOUNT</b>   69.140MCREDG	\$ 134
-----------------------------------	--------

<b>NECK MASSEUSE JET PILLOW</b>   PIL.NEC-XX	\$ 726
--	--------

*Available in black, bone and white.*

<b>PADDED HEADREST PILLOW</b>   41.128 (Black only)	\$ 145
---	--------

## PUMPS

<b>Custom Pump Locations</b>   69.116-CUS.PMP	No Charge
<b>Pump Upgrades</b>   PMP.UP (110V to 220V on 2.25 H.P. only)	\$ 307

<b>REMOTE CONTROL</b>   REM.CON	\$ 648
---------------------------------	--------

*Must have system to purchase*

## SKIRTS *For skirt options go to pages 16-17*

<b>TILE FLANGES</b>   FLA.MO-X	\$ 212
--------------------------------	--------

<b>WASTE &amp; OVERFLOW</b>   WOV.XX	INCLUDED
--------------------------------------	----------

<b>Integral W/O</b> (Std. round)   IWO.XX	\$ 363
<b>Linear Integral W/O</b>   LWO-XXX	\$ 363

*Additional finishes on page 17*

# ROCKWELL

66"L x 36"W x 24"D - center drain  
70"L x 36"W x 23"D - center drain  
W/O Included  
Foam fill sound insulator included  
Includes lumbar support  
Remote blower required for Thermal Air system



## MODEL / PRICING

MRC6636ATO	Tub Only	\$ 8,140	MRC7036ATO	Tub Only	\$ 8,816
MRC6636ATA	Thermal Air	\$ 11,075	MRC7036ATA	Thermal Air	\$ 11,795

### COLORS *Additional lead time is required for premium colors*

<b>ACRYLIC BATHTUB COLORS</b>	
<b>Standard Colors:</b> Bone   White   Biscuit	Included
<b>Premium Colors:</b> Black   Ice Grey	\$ 1,296

<b>SURFACES (outside only)</b>	
<b>Metallic:</b> Polished Nickel [PN]	\$ 17,925
MODEL/METAL/COLOR (XXX.XXX.XXX)	

<b>EXPORT CRATE</b>   FRT.EXPCRT	NET \$ 145
----------------------------------	------------

<b>GRAB BARS (Pair)</b>	
<b>Standard Grab Bars</b>   GRA.BAR-XXX	
Group 1 - PC or PB	\$ 469
Group 2 - AB, BB, SB, BC, PN, SN, BN	\$ 609
Group 3 - PG, BG, SG	\$ 827
<b>Universal Grab Bars</b>   UGB-XXX	
Group 1 - PC or PB	\$ 503
Group 2 - AB, BB, SB, BC, PN, SN, BN	\$ 648
Group 3 - PG, BG, SG	\$ 849

<b>HYDRO BLANKET</b>   BLA.HEA-X	
2 Zones	\$ 1,554
3 Zones	\$ 1,945
4 Zones	\$ 2,171

<b>HYDRO COAT</b>   HYC.COA	\$ 324
-----------------------------	--------

<b>HYDRO EXPRESS</b>   69.104-HYD.EXP	NET \$ 263
---------------------------------------	------------

<b>HYDROZONE</b>	INCLUDED ON THERMAL AIR
------------------	-------------------------

<b>ISLAND TUB DRAIN</b>   ITD.XXX	
ABS, PVC   ITD.ABS   ITD.PVC	\$ 363
Cast Iron   ITD.CST	\$ 441

<b>LED TEMP. READOUT KEYPAD</b>   LED.UPG	\$ 531
---	--------

*Upgrade only, must have a keypad controlled system to purchase.*

<b>LIGHTING</b> LED Bath Light Chromotherapy System   LIG.LED	\$ 704
---	--------

<b>REMOTE CONTROL</b>   REM.CON	\$ 648
---------------------------------	--------

*Must have thermal air system to purchase*

<b>WASTE &amp; OVERFLOW</b>	
<b>Integral W/O (Std. round)</b>   IWO.XX	
WHI, BIS, PC, PB, PN, BC, BB, BN, SC, SB, SN, ORB, PE	No Charge
Gold Finish Upgrade (PG, BG)	\$ 648

<b>Linear Integral W/O</b>   LWO-XXX	NO CHARGE UPGRADE
--------------------------------------	-------------------

# RODIN

72"L x 38"W x 25"D - center drain  
 W/O Included  
 Foam fill sound insulator included  
 Remote blower required for Thermal Air system



## MODEL / PRICING

MRO7238ATO	Tub Only	\$ 8,816	MRO7238ATA	Thermal Air	\$ 11,795
------------	----------	----------	------------	-------------	-----------

### COLORS *Additional lead time is required for premium colors*

#### ACRYLIC BATHTUB COLORS

<b>Standard Colors:</b> Bone   White   Biscuit	Included
<b>Premium Colors:</b> Black   Ice Grey	\$ 1,296

#### SURFACES (outside only)

<b>Metallic:</b> Polished Nickel [PN]	\$ 17,925
MODEL/METAL/COLOR (XXX.XXX.XXX)	

<b>EXPORT CRATE</b>   FRT.EXPCRT	NET \$ 145
----------------------------------	------------

#### GRAB BARS (Pair)

<b>Standard Grab Bars</b>   GRA.BAR-XXX	
Group 1 - PC or PB	\$ 469
Group 2 - AB, BB, SB, BC, PN, SN, BN	\$ 609
Group 3 - PG, BG, SG	\$ 827
<b>Universal Grab Bars</b>   UGB-XXX	
Group 1 - PC or PB	\$ 503
Group 2 - AB, BB, SB, BC, PN, SN, BN	\$ 648
Group 3 - PG, BG, SG	\$ 849

#### HYDRO BLANKET | BLA.HEA-X

2 Zones	\$ 1,554
3 Zones	\$ 1,945
4 Zones	\$ 2,171

<b>HYDRO COAT</b>   HYC.COA	\$ 324
-----------------------------	--------

<b>HYDRO EXPRESS</b>   69.104-HYD.EXP	NET \$ 263
---------------------------------------	------------

<b>HYDROZONE</b>	INCLUDED ON THERMAL AIR
------------------	-------------------------

#### ISLAND TUB DRAIN | ITD.XXX

ABS, PVC   ITD.ABS   ITD.PVC	\$ 363
Cast Iron   ITD.CST	\$ 441

<b>LED TEMP. READOUT KEYPAD</b>   LED.UPG	\$ 531
---	--------

*Upgrade only, must have a keypad controlled system to purchase.*

<b>LIGHTING</b> LED Bath Light Chromatherapy System   LIG.LED	\$ 704
---	--------

<b>REMOTE CONTROL</b>   REM.CON	\$ 648
---------------------------------	--------

*Must have thermal air system to purchase*

#### WASTE & OVERFLOW

<b>Integral W/O</b> (Std. round)   IWO.XX	INCLUDED
WHI, BIS, PC, PB, PN, BC, BB, BN, SC, SB, SN, ORB, PE	No Charge
Gold Finish Upgrade (PG, BG)	\$ 648

<b>Linear Integral W/O</b>   LWO-XXX	NO CHARGE UPGRADE
--------------------------------------	-------------------

## ROSEMARIE

60"L x 32"W x 18"D



## MODEL / PRICING

ROS6032ATO	Tub Only	\$ 2,654
ROS6032AWP	Whirlpool (6)	\$ 5,603

ROS6032ATA	Thermal Air	\$ 5,735
ROS6032ACO	Combo System	\$ 7,926

COLORS *Additional lead time is required for premium colors*

## ACRYLIC BATHTUB COLORS

Standard Colors: Bone   White   Biscuit	Included
Premium Colors: Black   Ice Grey	\$ 458
Matte Finish:	NET \$ 483

BACK MASSEUSE SYSTEMS *Additional finishes on page 15*

System I - Manual Control (WP/CO)   BAC.MA1-XXX	\$ 771
System II - Electronic Control (WP/CO)   BAC.MA2-XXX	\$ 1,553
System III - Electronic Control (TA)   BAC.MA3-XXX	\$ 2,457

EXPORT CRATE   FRT.EXPCRT	NET \$ 457
---------------------------	------------

EXTRA HIGH DENSITY   HI.DEN	\$ 704
-----------------------------	--------

GRAB BARS (Pair) *Additional finishes on page 15*

Standard Grab Bars   GRA.BAR-XXX (Group 1 - PC or PB)	\$ 469
Universal Grab Bars   UGB-XXX (Group 1 - PC or PB)	\$ 503

## HYDRO BLANKET | BLA.HEA-X

2 Zones	\$ 1,554
3 Zones	\$ 1,945
4 Zones	\$ 2,171
5 Zones (with 2 controls)	\$ 2,453

HYDRO COAT   HYC.COA	\$ 324
----------------------	--------

HYDRO EXPRESS   69.104-HYD.EXP	NET \$ 145
--------------------------------	------------

## HYDRO FUSION

Hydro Fusion (Tub Only)   29.102	\$ 849
Hydro Fusion with Ozone (Tub Only)   29.103	\$ 1,151
Hydro Fusion (TA, Whirlpool, Combo)   29.107	\$ 1,285

HYDRO INDULGE   HYD.IND	\$ 3,005
-------------------------	----------

## HYDROZONE UV COMBO SYSTEM | OZUV.XXX

Whirlpool and Combo Systems only	
110 V   OZUV.110	\$ 994
220 V   OZUV.220	\$ 994

INLINE HEATER *Whirlpool and Combo Systems only**No dedicated GFI required for 6 amp models.*

12.50 Amps 1.5 KW - 110V   27.100	\$ 693
6.25 Amps 1.5 KW - 220V   27.101	\$ 748
6.00 Amps 0.75 KW   27.103	\$ 620

JETS *Additional finishes on page 16*

Additional Jumbo or Rotating Jet (JET.JJ-XX   JET.JR-XX)	
Group 1 - PC or PB	\$ 246
Additional Standard or Swirling Jet (JET.STD-XX   JET.SWI-XX)	
Group 1 - PC or PB	\$ 235
Jumbo Jet Upgrade   JUP.JJ-XX	\$ 106
Rotating Jet Upgrade   JUP.JR-XX	\$ 106
Swirling Jet Upgrade   JUP.SWI-XX	\$ 67
Micro Therapy Jet   MTJ.XXX (BIS, BLA, BON, SIL, WHI)	\$ 190
Custom Jet Locations   69.116-CUS.JET	No Charge
<i>(Must include drawing of locations)</i>	

JET PLATING *For jet plating options go to page 16*

LED TEMP. READOUT KEYPAD   LED.UPG	\$ 531
------------------------------------	--------

*Upgrade only, must have a keypad controlled system to purchase.*

LIGHTING LED Bath Light Chromotherapy System   LIG.LED	\$ 704
--	--------

## LOW WATER PROTECTION (Includes 30 minute timer)

110V   LOW.WAT-110	\$ 363	220V   LOW.WAT-220	\$ 391
--------------------	--------	--------------------	--------

MICRO MOUNT   69.140MCREDG	\$ 134
----------------------------	--------

MOLDED ARMRESTS *(may add interior detail line to bathtub)*

2 Armrests (one pair)   ARM.MOL-2	\$ 145
-----------------------------------	--------

NECK MASSEUSE JET PILLOW   PIL.NEC-XX	\$ 726
---------------------------------------	--------

*Available in black, bone and white.*

PADDED HEADREST PILLOW   41.128 (Black only)	\$ 145
--	--------

PUMPS Custom Pump Locations   69.116-CUS.PMP	No Charge
--	-----------

Pump Upgrades   PMP.UP (110V to 220V on 2.25 H.P. only)	\$ 307
---	--------

REMOTE CONTROL   REM.CON	\$ 648
--------------------------	--------

*Must have system to purchase*SKIRTS *For skirt options go to pages 16-17*

TILE FLANGES   FLA.MO-X	\$ 212
-------------------------	--------

UNDERMOUNT   UNDRMT	No Charge
---------------------	-----------

WASTE & OVERFLOW   WOV.XX	INCLUDED
---------------------------	----------

Integral W/O (Std. round)   IWO.XX	\$ 363
------------------------------------	--------

Linear Integral W/O   LWO-XXX	\$ 363
-------------------------------	--------

*Additional finishes on page 17*

# SAVANNAH

66" L x 44" W x 24" D

74" L x 44" W x 24" D

Includes armrests

3 swirling jets on each back (6 in total) &

2 directional jets on each long side (4 in total).



## MODEL / PRICING

SAV6644ATO	Tub Only	\$ 3,631
SAV6644AWP	Whirlpool (10)	\$ 6,787
SAV6644ATA	Thermal Air	\$ 6,768
SAV6644ACO	Combo System	\$ 9,247

SAV7444ATO	Tub Only	\$ 3,729
SAV7444AWP	Whirlpool (10)	\$ 7,056
SAV7444ATA	Thermal Air	\$ 6,962
SAV7444ACO	Combo System	\$ 9,479

## COLORS *Additional lead time is required for premium colors*

### ACRYLIC BATHTUB COLORS

<b>Standard Colors:</b> Bone   White   Biscuit	Included
<b>Premium Colors:</b> Black   Ice Grey	\$ 458
<b>Matte Finish:</b>	NET \$ 483

## BACK MASSEUSE SYSTEMS *Additional finishes on page 15*

<b>System I</b> - Manual Control (WP/CO)   BAC.MA1-XXX	\$ 771
<b>System II</b> - Electronic Control (WP/CO)   BAC.MA2-XXX	\$ 1,553
<b>System III</b> - Electronic Control (TA)   BAC.MA3-XXX	\$ 2,457

## EXPORT CRATE | FRT.EXPCRT NET \$ 145

## EXTRA HIGH DENSITY | HI.DEN \$ 704

## GRAB BARS (Pair) *Additional finishes on page 15*

<b>Standard Grab Bars</b>   GRA.BAR-XXX (Group 1 - PC or PB)	\$ 469
<b>Universal Grab Bars</b>   UGB-XXX (Group 1 - PC or PB)	\$ 503

## HYDRO BLANKET | BLA.HEA-X

2 Zones	\$ 1,554
3 Zones	\$ 1,945
4 Zones	\$ 2,171

## HYDRO COAT | HYC.COA \$ 324

## HYDRO EXPRESS | 69.104-HYD.EXP NET \$ 145

## HYDRO FUSION

Hydro Fusion (Tub Only)   29.102	\$ 849
Hydro Fusion with Ozone (Tub Only)   29.103	\$ 1,151
Hydro Fusion (TA, Whirlpool, Combo)   29.107	\$ 1,285

## HYDRO INDULGE | HYD.IND \$ 3,005

## HYDROZONE UV COMBO SYSTEM | OZUV.XXX

Whirlpool and Combo Systems only	
110 V   OZUV.110	\$ 994
220 V   OZUV.220	\$ 994

## INLINE HEATER *Whirlpool and Combo Systems only*

<i>No dedicated GFI required for 6 amp models.</i>	
12.50 Amps 1.5 KW - 110V   27.100	\$ 693
6.25 Amps 1.5 KW - 220V   27.101	\$ 748
6.00 Amps 0.75 KW   27.103	\$ 620

## JETS *Additional finishes on page 16*

<b>Additional Jumbo or Rotating Jet</b> (JET.JJ-XX   JET.JR-XX)	
Group 1 - PC or PB	\$ 246
<b>Additional Standard or Swirling Jet</b> (JET.STD-XX   JET.SWI-XX)	
Group 1 - PC or PB	\$ 235
<b>Jumbo Jet Upgrade</b>   JUP.JJ-XX	\$ 106
<b>Rotating Jet Upgrade</b>   JUP.JR-XX	\$ 106
<b>Swirling Jet Upgrade</b>   JUP.SWI-XX	\$ 67
<b>Micro Therapy Jet</b>   MTJ.XXX (BIS, BLA, BON, SIL, WHI)	\$ 190
<b>Custom Jet Locations</b>   69.116-CUS.JET	No Charge
<i>(Must include drawing of locations)</i>	

## JET PLATING *For jet plating options go to page 16*

## LED TEMP. READOUT KEYPAD | LED.UPG \$ 531

*Upgrade only, must have a keypad controlled system to purchase.*

## LIGHTING LED Bath Light Chromotherapy System | LIG.LED \$ 704

## LOW WATER PROTECTION (Includes 30 minute timer)

110V   LOW.WAT-110	\$ 363
220V   LOW.WAT-220	\$ 391

## MICRO MOUNT | 69.140MCREDG \$ 134

## NECK MASSEUSE JET PILLOW | PIL.NEC-XX \$ 726

*Available in black, bone and white.*

## PADDED HEADREST PILLOW | 41.128 (Black only) \$ 145

## PUMPS

<b>Custom Pump Locations</b>   69.116-CUS.PMP	No Charge
<b>Pump Upgrades</b>   PMP.UP (110V to 220V on 2.25 H.P. only)	\$ 307

## REMOTE CONTROL | REM.CON \$ 648

*Must have system to purchase*

## UNDERMOUNT | UNDRMT No Charge

## WASTE & OVERFLOW | WOV.XX INCLUDED

<b>Integral W/O</b> (Std. round)   IWO.XX	\$ 363
<b>Linear Integral W/O</b>   LWO-XXX	\$ 363

*Additional finishes on page 17*



# SOLITUDE

60"L x 30"W x 20"D



## MODEL / PRICING

SLT6030ATO	Tub Only	\$ 2,304
SLT6030AWP	Whirlpool (6)	\$ 4,852

SLT6030ATA	Thermal Air	\$ 4,752
SLT6030ACO	Combo System	\$ 6,874

## COLORS *Additional lead time is required for premium colors*

### ACRYLIC BATHTUB COLORS

<b>Standard Colors:</b> Bone   White   Biscuit	Included
<b>Premium Colors:</b> Black   Ice Grey	\$ 458
<b>Matte Finish:</b>	NET \$ 483

### BACK MASSEUSE SYSTEMS *Additional finishes on page 15*

<b>System I</b> - Manual Control (WP/CO)   BAC.MA1-XXX	\$ 771
<b>System II</b> - Electronic Control (WP/CO)   BAC.MA2-XXX	\$ 1,553
<b>System III</b> - Electronic Control (TA)   BAC.MA3-XXX	\$ 2,457

<b>EXPORT CRATE</b>   FRT.EXPCRT	NET \$ 145
----------------------------------	------------

<b>EXTRA HIGH DENSITY</b>   HI.DEN	\$ 704
------------------------------------	--------

### GRAB BARS (Pair) *Additional finishes on page 15*

<b>Standard Grab Bars</b>   GRA.BAR-XXX (Group 1 - PC or PB)	\$ 469
<b>Universal Grab Bars</b>   UGB-XXX (Group 1 - PC or PB)	\$ 503

### HYDRO BLANKET | BLA.HEA-X

2 Zones	\$ 1,554
3 Zones	\$ 1,945
4 Zones	\$ 2,171
5 Zones (with 2 controls)	\$ 2,453

<b>HYDRO COAT</b>   HYC.COA	\$ 324
-----------------------------	--------

<b>HYDRO EXPRESS</b>   69.104-HYD.EXP	NET \$ 145
---------------------------------------	------------

### HYDRO FUSION

Hydro Fusion (Tub Only)   29.102	\$ 849
Hydro Fusion with Ozone (Tub Only)   29.103	\$ 1,151
Hydro Fusion (TA, Whirlpool, Combo)   29.107	\$ 1,285

<b>HYDRO INDULGE</b>   HYD.IND	\$ 3,005
--------------------------------	----------

### HYDROZONE UV COMBO SYSTEM | OZUV.XXX

Whirlpool and Combo Systems only	
110 V   OZUV.110	\$ 994
220 V   OZUV.220	\$ 994

### INLINE HEATER *Whirlpool and Combo Systems only*

<i>No dedicated GFI required for 6 amp models.</i>	
12.50 Amps 1.5 KW - 110V   27.100	\$ 693
6.25 Amps 1.5 KW - 220V   27.101	\$ 748
6.00 Amps 0.75 KW   27.103	\$ 620

## JETS *Additional finishes on page 16*

<b>Additional Jumbo or Rotating Jet</b> (JET.JJ-XX   JET.JR-XX)	
Group 1 - PC or PB	\$ 246
<b>Additional Standard or Swirling Jet</b> (JET.STD-XX   JET.SWI-XX)	
Group 1 - PC or PB	\$ 235
<b>Jumbo Jet Upgrade</b>   JUP.JJ-XX	\$ 106
<b>Rotating Jet Upgrade</b>   JUP.JR-XX	\$ 106
<b>Swirling Jet Upgrade</b>   JUP.SWI-XX	\$ 67
<b>Micro Therapy Jet</b>   MTJ.XXX (BIS, BLA, BON, SIL, WHI)	\$ 190
<b>Custom Jet Locations</b>   69.116-CUS.JET	No Charge
<i>(Must include drawing of locations)</i>	

## JET PLATING *For jet plating options go to page 16*

<b>LED TEMP. READOUT KEYPAD</b>   LED.UPG	\$ 531
---	--------

*Upgrade only, must have a keypad controlled system to purchase.*

<b>LIGHTING</b> LED Bath Light Chromotherapy System   LIG.LED	\$ 704
---	--------

## LOW WATER PROTECTION (Includes 30 minute timer)

110V   LOW.WAT-110	\$ 363
220V   LOW.WAT-220	\$ 391

<b>MICRO MOUNT</b>   69.140MCREDG	\$ 134
-----------------------------------	--------

<b>NECK MASSEUSE JET PILLOW</b>   PIL.NEC-XX	\$ 726
--	--------

*Available in black, bone and white.*

<b>PADDED HEADREST PILLOW</b>   41.128 (Black only)	\$ 145
---	--------

## PUMPS

<b>Custom Pump Locations</b>   69.116-CUS.PMP	No Charge
<b>Pump Upgrades</b>   PMP.UP (110V to 220V on 2.25 H.P. only)	\$ 307

<b>REMOTE CONTROL</b>   REM.CON	\$ 648
---------------------------------	--------

*Must have system to purchase*

## SKIRTS *For skirt options go to pages 16-17*

<b>TILE FLANGES</b>   FLA.MO-X	\$ 212
--------------------------------	--------

<b>UNDERMOUNT</b>   UNDRMT	No Charge
----------------------------	-----------

<b>WASTE &amp; OVERFLOW</b>   WOV.XX	INCLUDED
--------------------------------------	----------

<b>Integral W/O</b> (Std. round)   IWO.XX	\$ 363
<b>Linear Integral W/O</b>   LWO-XXX	\$ 363

*Additional finishes on page 17*

# SOLO

54"L x 30"W x 19"D  
60"L x 32"W x 19"D  
60"L x 36"W x 19"D  
Includes armrests

66"L x 30"W x 19"D  
66"L x 34"W x 19"D  
72"L x 36"W x 19"D



## MODEL / PRICING

SOL5430ATO	Tub Only	\$ 2,924	SOL6036ATO	Tub Only	\$ 2,482	SOL6634ATO	Tub Only	\$ 2,543
SOL5430AWP	Whirlpool (6)	\$ 6,023	SOL6036AWP	Whirlpool (6)	\$ 5,484	SOL6634AWP	Whirlpool (6)	\$ 5,497
SOL5430ATA	Thermal Air	\$ 6,035	SOL6036ATA	Thermal Air	\$ 5,516	SOL6634ATA	Thermal Air	\$ 5,584
SOL5430ACO	Combo System	\$ 8,314	SOL6036ACO	Combo System	\$ 7,732	SOL6634ACO	Combo System	\$ 7,794
SOL6032ATO	Tub Only	\$ 2,457	SOL6630ATO	Tub Only	\$ 2,543	SOL7236ATO	Tub Only	\$ 2,617
SOL6032AWP	Whirlpool (6)	\$ 5,422	SOL6630AWP	Whirlpool (6)	\$ 5,497	SOL7236AWP	Whirlpool (6)	\$ 5,672
SOL6032ATA	Thermal Air	\$ 5,484	SOL6630ATA	Thermal Air	\$ 5,584	SOL7236ATA	Thermal Air	\$ 5,760
SOL6032ACO	Combo System	\$ 7,719	SOL6630ACO	Combo System	\$ 7,732	SOL7236ACO	Combo System	\$ 8,314

## COLORS *Additional lead time is required for premium colors*

### ACRYLIC BATHTUB COLORS

<b>Standard Colors:</b> Bone   White   Biscuit	Included
<b>Premium Colors:</b> Black   Ice Grey	\$ 458
<b>Matte Finish:</b>	NET \$ 483

### BACK MASSEUSE SYSTEMS *Additional finishes on page 15*

<b>System I</b> - Manual Control (WP/CO)   BAC.MA1-XXX	\$ 771
<b>System II</b> - Electronic Control (WP/CO)   BAC.MA2-XXX	\$ 1,553
<b>System III</b> - Electronic Control (TA)   BAC.MA3-XXX	\$ 2,457

<b>EXTRA HIGH DENSITY</b>   HI.DEN	\$ 704
------------------------------------	--------

### GRAB BARS (Pair) *Additional finishes on page 15*

<b>Standard Grab Bars</b>   GRA.BAR-XXX (Group 1 - PC or PB)	\$ 469
<b>Universal Grab Bars</b>   UGB-XXX (Group 1 - PC or PB)	\$ 503

### HYDRO BLANKET | BLA.HEA-X

2 Zones	\$ 1,554	4 Zones	\$ 2,171
3 Zones	\$ 1,945	5 Zones	\$ 2,453

<b>HYDRO COAT</b>   HYC.COA	\$ 324
-----------------------------	--------

<b>HYDRO EXPRESS</b>   69.104-HYD.EXP	NET \$ 145
---------------------------------------	------------

### HYDRO FUSION

Hydro Fusion (Tub Only)   29.102	\$ 849
Hydro Fusion with Ozone (Tub Only)   29.103	\$ 1,151
Hydro Fusion (TA, Whirlpool, Combo)   29.107	\$ 1,285

<b>HYDRO INDULGE</b>   HYD.IND	\$ 3,005
--------------------------------	----------

### HYDROZONE UV COMBO SYSTEM | OZUV.XXX

Whirlpool and Combo Systems only	
110 V   OZUV.110	\$ 994
220 V   OZUV.220	\$ 994

### INLINE HEATER *Whirlpool and Combo Systems only*

<i>No dedicated GFI required for 6 amp models.</i>	
12.50 Amps 1.5 KW - 110V   27.100	\$ 693
6.25 Amps 1.5 KW - 220V   27.101	\$ 748
6.00 Amps 0.75 KW   27.103	\$ 620

## JETS *Additional finishes on page 16*

<b>Additional Jumbo or Rotating Jet</b> (JET.JJ-XX   JET.JR-XX)	
Group 1 - PC or PB	\$ 246
<b>Additional Standard or Swirling Jet</b> (JET.STD-XX   JET.SWI-XX)	
Group 1 - PC or PB	\$ 235
<b>Jumbo Jet Upgrade</b>   JUP.JJ-XX	\$ 106
<b>Rotating Jet Upgrade</b>   JUP.JR-XX	\$ 106
<b>Swirling Jet Upgrade</b>   JUP.SWI-XX	\$ 67
<b>Micro Therapy Jet</b>   MTJ.XXX (BIS, BLA, BON, SIL, WHI)	\$ 190
<b>Custom Jet Locations</b>   69.116-CUS.JET	No Charge

## JET PLATING *For jet plating options go to page 16*

<b>LED TEMP. READOUT KEYPAD</b>   LED.UPG	\$ 531
---	--------

*Upgrade only, must have a keypad controlled system to purchase.*

<b>LIGHTING</b> LED Bath Light Chromotherapy System   LIG.LED	\$ 704
---	--------

## LOW WATER PROTECTION (Includes 30 minute timer)

110V   LOW.WAT-110	\$ 363	220V   LOW.WAT-220	\$ 391
--------------------	--------	--------------------	--------

<b>MICRO MOUNT</b>   69.140MCREDG	\$ 134
-----------------------------------	--------

<b>NECK MASSEUSE JET PILLOW</b>   PIL.NEC-XX	\$ 726
--	--------

*Available in black, bone and white.*

<b>PADDED HEADREST PILLOW</b>   41.128 (Black only)	\$ 145
---	--------

<b>PUMPS</b> Custom Pump Locations   69.116-CUS.PMP	No Charge
---	-----------

<b>Pump Upgrades</b>   PMP.UP (110V to 220V on 2.25 H.P. only)	\$ 307
--	--------

<b>REMOTE CONTROL</b>   REM.CON	\$ 648
---------------------------------	--------

*Must have system to purchase*

## SKIRTS *For skirt options go to pages 16-17*

<b>TILE FLANGES</b>   FLA.MO-X	\$ 212
--------------------------------	--------

<b>UNDERMOUNT</b>   UNDRMT	No Charge
----------------------------	-----------

<b>WASTE &amp; OVERFLOW</b>   WOV.XX	INCLUDED
--------------------------------------	----------

<b>Integral W/O</b> (Std. round)   IWO.XX	\$ 363
---	--------

<b>Linear Integral W/O</b>   LWO-XXX	\$ 363
--------------------------------------	--------

*Additional finishes on page 17*

# SOPHIA

70”L x 40”W x 26”D - side-center drain  
W/O Included  
Foam fill sound insulator included  
Includes lumbar support  
Remote blower required for Thermal Air system  
Available as drop-in model, see Noelle page 80



## MODEL / PRICING

SOP7040ATO	Tub Only	\$ 6,432	SOP7040ATA	Thermal Air	\$ 9,729
------------	----------	----------	------------	-------------	----------

### COLORS *Additional lead time is required for premium colors*

<b>ACRYLIC BATHTUB COLORS</b>	
<b>Standard Colors:</b> Bone   White   Biscuit	Included
<b>Premium Colors:</b> Black   Ice Grey	\$ 1,296
<b>Matte Finish:</b>	\$ 1,255
<b>Dual Color Option:</b>	\$ 2,279
MODEL/COLOR1/COLOR2 (XXX.XXX.XXX)	
<b>SURFACES (outside only)</b>	
<b>Metallic:</b> Polished Nickel [PN]	\$ 17,925
MODEL/METAL/COLOR (XXX.XXX.XXX)	
<b>EXPORT CRATE</b>   FRT.EXPCRT	NET \$ 145
<b>GRAB BARS (Pair)</b>	
<b>Standard Grab Bars</b>   GRA.BAR-XXX	
Group 1 - PC or PB	\$ 469
Group 2 - AB, BB, SB, BC, PN, SN, BN	\$ 609
Group 3 - PG, BG, SG	\$ 827
<b>Universal Grab Bars</b>   UGB-XXX	
Group 1 - PC or PB	\$ 503
Group 2 - AB, BB, SB, BC, PN, SN, BN	\$ 648
Group 3 - PG, BG, SG	\$ 849
<b>HYDRO BLANKET</b>   BLA.HEA-X	
2 Zones	\$ 1,554
3 Zones	\$ 1,945
4 Zones	\$ 2,171
5 Zones (with 2 controls)	\$ 2,453

<b>HYDRO COAT</b>   HYC.COA	\$ 324
<b>HYDRO EXPRESS</b>   69.104-HYD.EXP	NET \$ 263
<b>HYDROZONE</b>	INCLUDED ON THERMAL AIR
<b>ISLAND TUB DRAIN</b>   ITD.XXX	
ABS, PVC   ITD.ABS   ITD.PVC	\$ 363
Cast Iron   ITD.CST	\$ 441
<b>LED TEMP. READOUT KEYPAD</b>   LED.UPG	\$ 531
<i>Upgrade only, must have a keypad controlled system to purchase.</i>	
<b>LIGHTING</b> LED Bath Light Chromotherapy System   LIG.LED	\$ 704
<b>REMOTE CONTROL</b>   REM.CON	\$ 648
<i>Must have thermal air system to purchase</i>	
<b>WASTE &amp; OVERFLOW</b>	
<b>Integral W/O</b> (Std. round)   IWO.XX	INCLUDED
WHI, BIS, PC, PB, PN, BC, BB, BN, SC, SB, SN, ORB, PE	No Charge
Gold Finish Upgrade (PG, BG)	\$ 648
<b>Linear Integral W/O</b>   LWO-XXX	NO CHARGE UPGRADE

# STELLA

70"L x 36"W x 19"D



## MODEL / PRICING

STE7036ATO	Tub Only	\$ 3,096
STE7036AWP	Whirlpool (6)	\$ 6,304

STE7036ATA	Thermal Air	\$ 6,724
STE7036ACO	Combo System	\$ 8,946

## COLORS *Additional lead time is required for premium colors*

### ACRYLIC BATHTUB COLORS

<b>Standard Colors:</b> Bone   White   Biscuit	Included
<b>Premium Colors:</b> Black   Ice Grey	\$ 458
<b>Matte Finish:</b>	NET \$ 483

## BACK MASSEUSE SYSTEMS *Additional finishes on page 15*

<b>System I</b> - Manual Control (WP/CO)   BAC.MA1-XXX	\$ 771
<b>System II</b> - Electronic Control (WP/CO)   BAC.MA2-XXX	\$ 1,553
<b>System III</b> - Electronic Control (TA)   BAC.MA3-XXX	\$ 2,457

<b>EXPORT CRATE</b>   FRT.EXPCRT	NET \$ 145
----------------------------------	------------

<b>EXTRA HIGH DENSITY</b>   HI.DEN	\$ 704
------------------------------------	--------

## GRAB BARS (Pair) *Additional finishes on page 15*

<b>Standard Grab Bars</b>   GRA.BAR-XXX (Group 1 - PC or PB)	\$ 469
<b>Universal Grab Bars</b>   UGB-XXX (Group 1 - PC or PB)	\$ 503

## HYDRO BLANKET | BLA.HEA-X

2 Zones	\$ 1,554
3 Zones	\$ 1,945
4 Zones	\$ 2,171
5 Zones (with 2 controls)	\$ 2,453

<b>HYDRO COAT</b>   HYC.COA	\$ 324
-----------------------------	--------

<b>HYDRO EXPRESS</b>   69.104-HYD.EXP	NET \$ 145
---------------------------------------	------------

## HYDRO FUSION

Hydro Fusion (Tub Only)   29.102	\$ 849
Hydro Fusion with Ozone (Tub Only)   29.103	\$ 1,151
Hydro Fusion (TA, Whirlpool, Combo)   29.107	\$ 1,285

<b>HYDRO INDULGE</b>   HYD.IND	\$ 3,005
--------------------------------	----------

## HYDROZONE UV COMBO SYSTEM | OZUV.XXX

Whirlpool and Combo Systems only	
110 V   OZUV.110	\$ 994
220 V   OZUV.220	\$ 994

## INLINE HEATER *Whirlpool and Combo Systems only*

<i>No dedicated GFI required for 6 amp models.</i>	
12.50 Amps 1.5 KW - 110V   27.100	\$ 693
6.25 Amps 1.5 KW - 220V   27.101	\$ 748
6.00 Amps 0.75 KW   27.103	\$ 620

## JETS *Additional finishes on page 16*

<b>Additional Jumbo or Rotating Jet</b> (JET.JJ-XX   JET.JR-XX)	
Group 1 - PC or PB	\$ 246
<b>Additional Standard or Swirling Jet</b> (JET.STD-XX   JET.SWI-XX)	
Group 1 - PC or PB	\$ 235
<b>Jumbo Jet Upgrade</b>   JUP.JJ-XX	\$ 106
<b>Rotating Jet Upgrade</b>   JUP.JR-XX	\$ 106
<b>Swirling Jet Upgrade</b>   JUP.SWI-XX	\$ 67
<b>Micro Therapy Jet</b>   MTJ.XXX (BIS, BLA, BON, SIL, WHI)	\$ 190
<b>Custom Jet Locations</b>   69.116-CUS.JET	No Charge
<i>(Must include drawing of locations)</i>	

## JET PLATING *For jet plating options go to page 16*

<b>LED TEMP. READOUT KEYPAD</b>   LED.UPG	\$ 531
---	--------

*Upgrade only, must have a keypad controlled system to purchase.*

<b>LIGHTING</b> LED Bath Light Chromatherapy System   LIG.LED	\$ 704
---	--------

## LOW WATER PROTECTION (Includes 30 minute timer)

110V   LOW.WAT-110	\$ 363
220V   LOW.WAT-220	\$ 391

<b>MICRO MOUNT</b>   69.140MCREDG	\$ 134
-----------------------------------	--------

## MOLDED ARMRESTS

<i>Some molded armrests add an interior detail line to the bathtub</i>	
2 Armrests (one pair)   ARM.MOL-2	\$ 145

<b>NECK MASSEUSE JET PILLOW</b>   PIL.NEC-XX	\$ 726
--	--------

*Available in black, bone and white.*

<b>PADDED HEADREST PILLOW</b>   41.128 (Black only)	\$ 145
---	--------

<b>PUMPS</b> Custom Pump Locations   69.116-CUS.PMP	No Charge
---	-----------

<b>Pump Upgrades</b>   PMP.UP (110V to 220V on 2.25 H.P. only)	\$ 307
--	--------

<b>REMOTE CONTROL</b>   REM.CON	\$ 648
---------------------------------	--------

*Must have system to purchase*

## SKIRTS *For skirt options go to pages 16-17*

<b>TILE FLANGES</b>   FLA.MO-X	\$ 212
--------------------------------	--------

<b>WASTE &amp; OVERFLOW</b>   WOV.XX	INCLUDED
--------------------------------------	----------

<b>Integral W/O</b> (Std. round)   IWO.XX	\$ 363
<b>Linear Integral W/O</b>   LWO-XXX	\$ 363

*Additional finishes on page 17*

# SYDNEY - with flange & skirt

60"L x 30"W x 17"D  
60"L x 30"W x 20"D  
60"L x 32"W x 17"D  
60"L x 32"W x 20"D  
60"L x 34"W x 20"D  
60"L x 36"W x 20"D  
66"L x 32"W x 20"D

66"L x 36"W x 20"D  
72"L x 32"W x 20"D  
72"L x 36"W x 20"D  
72"L x 40"W x 20"D  
Specify LH or RH drain  
(Add LH or RH to end of  
model code)

No skirt access, see pg 4



Available as drop-in model, see Lacey page 58

## MODEL / PRICING

♿ SYD6030ATOS Tub Only	\$ 2,138	SYD6032ACO Combo System	\$ 7,350	SYD6636ATA Thermal Air	\$ 5,194
♿ SYD6030AWPS Whirlpool (6)	\$ 4,120	SYD6034ATO Tub Only	\$ 2,433	SYD6636ACO Combo System	\$ 7,256
♿ SYD6030ATAS Thermal Air	\$ 5,127	SYD6034AWP Whirlpool (6)	\$ 4,433	SYD7232ATO Tub Only	\$ 2,507
♿ SYD6030ACOS Combo System	\$ 7,319	SYD6034ATA Thermal Air	\$ 5,447	SYD7232AWP Whirlpool (6)	\$ 4,533
SYD6030ATO Tub Only	\$ 2,138	SYD6034ACO Combo System	\$ 7,638	SYD7232ATA Thermal Air	\$ 5,710
SYD6030AWP Whirlpool (6)	\$ 4,120	SYD6036ATO Tub Only	\$ 2,464	SYD7232ACO Combo System	\$ 7,913
SYD6030ATA Thermal Air	\$ 5,127	SYD6036AWP Whirlpool (6)	\$ 4,470	SYD7236ATO Tub Only	\$ 2,937
SYD6030ACO Combo System	\$ 7,319	SYD6036ATA Thermal Air	\$ 5,484	SYD7236AWP Whirlpool (6)	\$ 4,915
♿ SYD6032ATOS Tub Only	\$ 2,163	SYD6036ACO Combo System	\$ 7,669	SYD7236ATA Thermal Air	\$ 6,060
♿ SYD6032AWPS Whirlpool (6)	\$ 4,145	SYD6632ATO Tub Only	\$ 2,328	SYD7236ACO Combo System	\$ 8,352
♿ SYD6032ATAS Thermal Air	\$ 5,127	SYD6632AWP Whirlpool (6)	\$ 4,326	SYD7240ATO Tub Only	\$ 2,937
♿ SYD6032ACOS Combo System	\$ 7,350	SYD6632ATA Thermal Air	\$ 5,340	SYD7240AWP Whirlpool (6)	\$ 4,915
SYD6032ATO Tub Only	\$ 2,163	SYD6632ACO Combo System	\$ 7,525	SYD7240ATA Thermal Air	\$ 6,060
SYD6032AWP Whirlpool (6)	\$ 4,145	SYD6636ATO Tub Only	\$ 2,273	SYD7240ACO Combo System	\$ 8,352
SYD6032ATA Thermal Air	\$ 5,127	SYD6636AWP Whirlpool (6)	\$ 4,164		

## COLORS *Additional lead time is required for premium colors*

### ACRYLIC BATHTUB COLORS

<b>Standard Colors:</b> Bone   White   Biscuit	Included
<b>Premium Colors:</b> Black   Ice Grey	\$ 458
<b>Matte Finish:</b>	NET \$ 483

## BACK MASSEUSE SYSTEMS *Additional finishes on page 15*

<b>System I</b> - Manual Control (WP/CO)   BAC.MA1-XXX	\$ 771
<b>System II</b> - Electronic Control (WP/CO)   BAC.MA2-XXX	\$ 1,553
<b>System III</b> - Electronic Control (TA)   BAC.MA3-XXX	\$ 2,457

## EXTRA HIGH DENSITY | HI.DEN \$ 704

## GRAB BARS (Pair) *Additional finishes on page 15*

<b>Standard Grab Bars</b>   GRA.BAR-XXX (Group 1 - PC or PB)	\$ 469
<b>Universal Grab Bars</b>   UGB-XXX (Group 1 - PC or PB)	\$ 503

## HYDRO BLANKET | BLA.HEA-X

2 Zones: \$1,554   3 Zones: \$1,945   4 Zones: \$2,171   5 Zones: \$2,453

## HYDRO COAT | HYC.COA \$ 324

## HYDRO EXPRESS | 69.104-HYD.EXP NET \$ 145

## HYDRO FUSION

Hydro Fusion (Tub Only)   29.102	\$ 849
Hydro Fusion with Ozone (Tub Only)   29.103	\$ 1,151
Hydro Fusion (TA, Whirlpool, Combo)   29.107	\$ 1,285

## HYDRO INDULGE | HYD.IND \$ 3,005

## HYDROZONE UV COMBO SYSTEM | OZUV.XXX

110 V | OZUV.110 \$ 994   220 V | OZUV.220 \$ 994

## INLINE HEATER *Whirlpool and Combo Systems only*

12.50 Amps 1.5 KW - 110V   27.100	\$ 693
6.25 Amps 1.5 KW - 220V   27.101	\$ 748
6.00 Amps 0.75 KW   27.103	\$ 620

## JETS *Additional finishes on page 16*

<b>Additional Jumbo or Rotating Jet</b> (JET.JJ-XX   JET.JR-XX)	
Group 1 - PC or PB	\$ 246
<b>Additional Standard or Swirling Jet</b> (JET.STD-XX   JET.SWI-XX)	
Group 1 - PC or PB	\$ 235
<b>Jumbo Jet Upgrade</b>   JUP.JJ-XX	\$ 106
<b>Rotating Jet Upgrade</b>   JUP.JR-XX	\$ 106
<b>Swirling Jet Upgrade</b>   JUP.SWI-XX	\$ 67
<b>Micro Therapy Jet</b>   MTJ.XXX (BIS, BLA, BON, SIL, WHI)	\$ 190
<b>Custom Jet Locations</b>   69.116-CUS.JET	No Charge

## JET PLATING *For jet plating options go to page 16*

## LED TEMP. READOUT KEYPAD | LED.UPG \$ 531

*Upgrade only, must have a keypad controlled system to purchase.*

## LIGHTING LED Bath Light Chromotherapy System | LIG.LED \$ 704

## LOW WATER PROTECTION (Includes 30 minute timer)

110V | LOW.WAT-110: \$ 363   220V | LOW.WAT-220: \$ 391

## LUMBAR SUPPORT | LUM.SPT No Charge

## MOLDED ARMRESTS *(may add interior detail line to bathtub)*

2 Armrests (one pair) | ARM.MOL-2 \$ 145

## NECK MASSEUSE JET PILLOW | PIL.NEC-XX \$ 726

## PUMPS *Custom Pump Locations* | 69.116-CUS.PMP No Charge

**Pump Upgrades** | PMP.UP (110V to 220V on 2.25 H.P. only) \$ 307

## REMOTE CONTROL | REM.CON \$ 648

## SKIRTS *For skirt options go to pages 16-17*

## WASTE & OVERFLOW | WOV.XX INCLUDED

<b>Integral W/O</b> (Std. round)   IWO.XX	\$ 363
<b>Linear Integral W/O</b>   LWO-XXX	\$ 363

*Additional finishes on page 17*



# VANESSA

72" L x 42" W x 21" D

Includes armrests



## MODEL / PRICING

VAN7242ATO	Tub Only	\$ 4,098
VAN7242AWP	Whirlpool (6)	\$ 7,444

VAN7242ATA	Thermal Air	\$ 6,949
VAN7242ACO	Combo System	\$ 9,191

## COLORS *Additional lead time is required for premium colors*

### ACRYLIC BATHTUB COLORS

<b>Standard Colors:</b> Bone   White   Biscuit	Included
<b>Premium Colors:</b> Black   Ice Grey	\$ 458
<b>Matte Finish:</b>	NET \$ 483

## BACK MASSEUSE SYSTEMS *Additional finishes on page 15*

<b>System I</b> - Manual Control (WP/CO)   BAC.MA1-XXX	\$ 771
<b>System II</b> - Electronic Control (WP/CO)   BAC.MA2-XXX	\$ 1,553
<b>System III</b> - Electronic Control (TA)   BAC.MA3-XXX	\$ 2,457

<b>EXPORT CRATE</b>   FRT.EXPCRT	NET \$ 145
----------------------------------	------------

<b>EXTRA HIGH DENSITY</b>   HI.DEN	\$ 704
------------------------------------	--------

## GRAB BARS (Pair) *Additional finishes on page 15*

<b>Standard Grab Bars</b>   GRA.BAR-XXX (Group 1 - PC or PB)	\$ 469
<b>Universal Grab Bars</b>   UGB-XXX (Group 1 - PC or PB)	\$ 503

## HYDRO BLANKET | BLA.HEA-X

2 Zones	\$ 1,554
3 Zones	\$ 1,945
4 Zones	\$ 2,171
5 Zones (with 2 controls)	\$ 2,453

<b>HYDRO COAT</b>   HYC.COA	\$ 324
-----------------------------	--------

<b>HYDRO EXPRESS</b>   69.104-HYD.EXP	NET \$ 145
---------------------------------------	------------

## HYDRO FUSION

Hydro Fusion (Tub Only)   29.102	\$ 849
Hydro Fusion with Ozone (Tub Only)   29.103	\$ 1,151
Hydro Fusion (TA, Whirlpool, Combo)   29.107	\$ 1,285

<b>HYDRO INDULGE</b>   HYD.IND	\$ 3,005
--------------------------------	----------

## HYDROZONE UV COMBO SYSTEM | OZUV.XXX

Whirlpool and Combo Systems only	
110 V   OZUV.110	\$ 994
220 V   OZUV.220	\$ 994

## INLINE HEATER *Whirlpool and Combo Systems only*

*No dedicated GFI required for 6 amp models.*

12.50 Amps 1.5 KW - 110V   27.100	\$ 693
6.25 Amps 1.5 KW - 220V   27.101	\$ 748
6.00 Amps 0.75 KW   27.103	\$ 620

## JETS *Additional finishes on page 16*

<b>Additional Jumbo or Rotating Jet</b> (JET.JJ-XX   JET.JR-XX)	
Group 1 - PC or PB	\$ 246
<b>Additional Standard or Swirling Jet</b> (JET.STD-XX   JET.SWI-XX)	
Group 1 - PC or PB	\$ 235
<b>Jumbo Jet Upgrade</b>   JUP.JJ-XX	\$ 106
<b>Rotating Jet Upgrade</b>   JUP.JR-XX	\$ 106
<b>Swirling Jet Upgrade</b>   JUP.SWI-XX	\$ 67
<b>Micro Therapy Jet</b>   MTJ.XXX (BIS, BLA, BON, SIL, WHI)	\$ 190
<b>Custom Jet Locations</b>   69.116-CUS.JET	No Charge
<i>(Must include drawing of locations)</i>	

## JET PLATING *For jet plating options go to page 16*

<b>LED TEMP. READOUT KEYPAD</b>   LED.UPG	\$ 531
---	--------

*Upgrade only, must have a keypad controlled system to purchase.*

<b>LIGHTING</b> LED Bath Light Chromatherapy System   LIG.LED	\$ 704
---	--------

## LOW WATER PROTECTION (Includes 30 minute timer)

110V   LOW.WAT-110	\$ 363
220V   LOW.WAT-220	\$ 391

<b>NECK MASSEUSE JET PILLOW</b>   PIL.NEC-XX	\$ 726
--	--------

*Available in black, bone and white.*

<b>PADDED HEADREST PILLOW</b>   41.128 (Black only)	\$ 145
---	--------

## PUMPS

<b>Custom Pump Locations</b>   69.116-CUS.PMP	No Charge
<b>Pump Upgrades</b>   PMP.UP (110V to 220V on 2.25 H.P. only)	\$ 307

<b>REMOTE CONTROL</b>   REM.CON	\$ 648
---------------------------------	--------

*Must have system to purchase*

<b>WASTE &amp; OVERFLOW</b>   WOV.XXX	INCLUDED
---------------------------------------	----------

<b>Integral W/O</b> (Std. round)   IWO.XX	\$ 363
<b>Linear Integral W/O</b>   LWO-XXX	\$ 363

*Additional finishes on page 17*



# VERSAILLES

66" L x 36" W x 20" D

72" L x 36" W x 20" D

72" L x 42" W x 20" D

Hidden center drain cover

Available as freestanding model, see Cheyenne page 28



## MODEL / PRICING

VER6636ATO	Tub Only	\$ 3,299	VER7236ATO	Tub Only	\$ 3,465	VER7242ATO	Tub Only	\$ 3,631
VER6636AWP	Whirlpool (8)	\$ 6,355	VER7236AWP	Whirlpool (8)	\$ 6,574	VER7242AWP	Whirlpool (8)	\$ 6,743
VER6636ATA	Thermal Air	\$ 6,567	VER7236ATA	Thermal Air	\$ 6,956	VER7242ATA	Thermal Air	\$ 7,131
VER6636ACO	Combo System	\$ 8,752	VER7236ACO	Combo System	\$ 9,147	VER7242ACO	Combo System	\$ 9,322

## COLORS *Additional lead time is required for premium colors*

### ACRYLIC BATHTUB COLORS

<b>Standard Colors:</b> Bone   White   Biscuit	Included
<b>Premium Colors:</b> Black   Ice Grey	\$ 458
<b>Matte Finish:</b>	NET \$ 483

### BACK MASSEUSE SYSTEMS *Additional finishes on page 15*

<b>System I</b> - Manual Control (WP/CO)   BAC.MA1-XXX	\$ 771
<b>System II</b> - Electronic Control (WP/CO)   BAC.MA2-XXX	\$ 1,553
<b>System III</b> - Electronic Control (TA)   BAC.MA3-XXX	\$ 2,457

<b>EXPORT CRATE</b>   FRT.EXPCRT	NET \$ 145
----------------------------------	------------

<b>EXTRA HIGH DENSITY</b>   HI.DEN	\$ 704
------------------------------------	--------

### GRAB BARS (Pair) *Additional finishes on page 15*

<b>Standard Grab Bars</b>   GRA.BAR-XXX (Group 1 - PC or PB)	\$ 469
<b>Universal Grab Bars</b>   UGB-XXX (Group 1 - PC or PB)	\$ 503

### HYDRO BLANKET | BLA.HEA-X

2 Zones	\$ 1,554
3 Zones	\$ 1,945
4 Zones	\$ 2,171

<b>HYDRO COAT</b>   HYC.COA	\$ 324
-----------------------------	--------

<b>HYDRO EXPRESS</b>   69.104-HYD.EXP	NET \$ 145
---------------------------------------	------------

### HYDRO FUSION

Hydro Fusion (Tub Only)   29.102	\$ 849
Hydro Fusion with Ozone (Tub Only)   29.103	\$ 1,151
Hydro Fusion (TA, Whirlpool, Combo)   29.107	\$ 1,285

<b>HYDRO INDULGE</b>   HYD.IND	\$ 3,005
--------------------------------	----------

### HYDROZONE UV COMBO SYSTEM | OZUV.XXX

Whirlpool and Combo Systems only	
110 V   OZUV.110	\$ 994
220 V   OZUV.220	\$ 994

### INLINE HEATER *Whirlpool and Combo Systems only*

<i>No dedicated GFI required for 6 amp models.</i>	
12.50 Amps 1.5 KW - 110V   27.100	\$ 693
6.25 Amps 1.5 KW - 220V   27.101	\$ 748
6.00 Amps 0.75 KW   27.103	\$ 620

## JETS *Additional finishes on page 16*

<b>Additional Jumbo or Rotating Jet</b> (JET.JJ-XX   JET.JR-XX)	
Group 1 - PC or PB	\$ 246
<b>Additional Standard or Swirling Jet</b> (JET.STD-XX   JET.SWI-XX)	
Group 1 - PC or PB	\$ 235
<b>Jumbo Jet Upgrade</b>   JUP.JJ-XX	\$ 106
<b>Rotating Jet Upgrade</b>   JUP.JR-XX	\$ 106
<b>Swirling Jet Upgrade</b>   JUP.SWI-XX	\$ 67
<b>Micro Therapy Jet</b>   MTJ.XXX (BIS, BLA, BON, SIL, WHI)	\$ 190
<b>Custom Jet Locations</b>   69.116-CUS.JET	No Charge
<i>(Must include drawing of locations)</i>	

## JET PLATING *For jet plating options go to page 16*

<b>LED TEMP. READOUT KEYPAD</b>   LED.UPG	\$ 531
---	--------

*Upgrade only, must have a keypad controlled system to purchase.*

<b>LIGHTING</b> LED Bath Light Chromotherapy System   LIG.LED	\$ 704
---	--------

## LOW WATER PROTECTION (Includes 30 minute timer)

110V   LOW.WAT-110	\$ 363	220V   LOW.WAT-220	\$ 391
--------------------	--------	--------------------	--------

<b>MICRO MOUNT</b>   69.140MCREDG	\$ 134
-----------------------------------	--------

## MOLDED ARMRESTS *(may add interior detail line to bathtub)*

2 Armrests (one pair)   ARM.MOL-2	\$ 145
-----------------------------------	--------

<b>NECK MASSEUSE JET PILLOW</b>   PIL.NEC-XX	\$ 726
--	--------

*Available in black, bone and white.*

<b>PADDED HEADREST PILLOW</b>   41.128 (Black only)	\$ 145
---	--------

<b>PUMPS</b> Custom Pump Locations   69.116-CUS.PMP	No Charge
---	-----------

<b>Pump Upgrades</b>   PMP.UP (110V to 220V on 2.25 H.P. only)	\$ 307
--	--------

<b>REMOTE CONTROL</b>   REM.CON	\$ 648
---------------------------------	--------

*Must have system to purchase*

## SKIRTS *For skirt options go to pages 16-17*

<b>TILE FLANGES</b>   FLA.MO-X	\$ 212
--------------------------------	--------

<b>UNDERMOUNT</b>   UNDRMT	No Charge
----------------------------	-----------

<b>WASTE &amp; OVERFLOW</b>   WOV.XX	INCLUDED
--------------------------------------	----------

<b>Integral W/O</b> (Std. round)   IWO.XX	\$ 363
---	--------

<b>Linear Integral W/O</b>   LWO-XXX	\$ 363
--------------------------------------	--------

*Additional finishes on page 17*

# VICTORIA

73"L x 48"W x 24"D



## MODEL / PRICING

VIC7348ATO	Tub Only	\$ 4,405
VIC7348AWP	Whirlpool (8)	\$ 7,275

VIC7348ATA	Thermal Air	\$ 7,794
VIC7348ACO	Combo System	\$ 9,798

## COLORS *Additional lead time is required for premium colors*

### ACRYLIC BATHTUB COLORS

<b>Standard Colors:</b> Bone   White   Biscuit	Included
<b>Premium Colors:</b> Black   Ice Grey	\$ 458
<b>Matte Finish:</b>	NET \$ 483

## BACK MASSEUSE SYSTEMS *Additional finishes on page 15*

<b>System I</b> - Manual Control (WP/CO)   BAC.MA1-XXX	\$ 771
<b>System II</b> - Electronic Control (WP/CO)   BAC.MA2-XXX	\$ 1,553
<b>System III</b> - Electronic Control (TA)   BAC.MA3-XXX	\$ 2,457

<b>EXPORT CRATE</b>   FRT.EXPCRT	NET \$ 145
----------------------------------	------------

<b>EXTRA HIGH DENSITY</b>   HI.DEN	\$ 704
------------------------------------	--------

## GRAB BARS (Pair) *Additional finishes on page 15*

<b>Standard Grab Bars</b>   GRA.BAR-XXX (Group 1 - PC or PB)	\$ 469
<b>Universal Grab Bars</b>   UGB-XXX (Group 1 - PC or PB)	\$ 503

## HYDRO BLANKET | BLA.HEA-X

2 Zones	\$ 1,554
3 Zones	\$ 1,945
4 Zones	\$ 2,171

<b>HYDRO COAT</b>   HYC.COA	\$ 324
-----------------------------	--------

<b>HYDRO EXPRESS</b>   69.104-HYD.EXP	NET \$ 145
---------------------------------------	------------

## HYDRO FUSION

Hydro Fusion (Tub Only)   29.102	\$ 849
Hydro Fusion with Ozone (Tub Only)   29.103	\$ 1,151
Hydro Fusion (TA, Whirlpool, Combo)   29.107	\$ 1,285

<b>HYDRO INDULGE</b>   HYD.IND	\$ 3,005
--------------------------------	----------

## HYDROZONE UV COMBO SYSTEM | OZUV.XXX

Whirlpool and Combo Systems only	
110 V   OZUV.110	\$ 994
220 V   OZUV.220	\$ 994

## INLINE HEATER *Whirlpool and Combo Systems only*

<i>No dedicated GFI required for 6 amp models.</i>	
12.50 Amps 1.5 KW - 110V   27.100	\$ 693
6.25 Amps 1.5 KW - 220V   27.101	\$ 748
6.00 Amps 0.75 KW   27.103	\$ 620

## JETS *Additional finishes on page 16*

<b>Additional Jumbo or Rotating Jet</b> (JET.JJ-XX   JET.JR-XX)	
Group 1 - PC or PB	\$ 246
<b>Additional Standard or Swirling Jet</b> (JET.STD-XX   JET.SWI-XX)	
Group 1 - PC or PB	\$ 235
<b>Jumbo Jet Upgrade</b>   JUP.JJ-XX	\$ 106
<b>Rotating Jet Upgrade</b>   JUP.JR-XX	\$ 106
<b>Swirling Jet Upgrade</b>   JUP.SWI-XX	\$ 67
<b>Micro Therapy Jet</b>   MTJ.XXX (BIS, BLA, BON, SIL, WHI)	\$ 190
<b>Custom Jet Locations</b>   69.116-CUS.JET	No Charge
<i>(Must include drawing of locations)</i>	

## JET PLATING *For jet plating options go to page 16*

<b>LED TEMP. READOUT KEYPAD</b>   LED.UPG	\$ 531
---	--------

*Upgrade only, must have a keypad controlled system to purchase.*

<b>LIGHTING</b> LED Bath Light Chromatherapy System   LIG.LED	\$ 704
---	--------

## LOW WATER PROTECTION (Includes 30 minute timer)

110V   LOW.WAT-110	\$ 363	220V   LOW.WAT-220	\$ 391
--------------------	--------	--------------------	--------

<b>MICRO MOUNT</b>   69.140MCREDG	\$ 134
-----------------------------------	--------

## MOLDED ARMRESTS

<i>Some molded armrests add an interior detail line to the bathtub</i>	
2 Armrests (one pair)   ARM.MOL-2	\$ 145

<b>NECK MASSEUSE JET PILLOW</b>   PIL.NEC-XX	\$ 726
--	--------

*Available in black, bone and white.*

<b>PADDED HEADREST PILLOW</b>   41.128 (Black only)	\$ 145
---	--------

<b>PUMPS</b> Custom Pump Locations   69.116-CUS.PMP	No Charge
---	-----------

<b>Pump Upgrades</b>   PMP.UP (110V to 220V on 2.25 H.P. only)	\$ 307
--	--------

<b>REMOTE CONTROL</b>   REM.CON	\$ 648
---------------------------------	--------

*Must have system to purchase*

<b>TILE FLANGES</b>   FLA.MO-X	\$ 212
--------------------------------	--------

<b>UNDERMOUNT</b>   UNDRMT	No Charge
----------------------------	-----------

<b>WASTE &amp; OVERFLOW</b>   WOV.XX	INCLUDED
--------------------------------------	----------

<b>Integral W/O</b> (Std. round)   IWO.XX	\$ 363
<b>Linear Integral W/O</b>   LWO-XXX	\$ 363

*Additional finishes on page 17*

# WALK-IN

52" L x 30" W x 40" D

Gel coat model

Specify RH or LH drain

Includes an 8" extension panel to make it fit 60"



## MODEL / PRICING

WAL5230GTO	Tub Only	\$ 10,235
WAL5230GWP	Whirlpool (8)	\$ 14,068

WAL5230GTA	Thermal Air	\$ 14,068
WAL5230GCO	Combo System	\$ 15,977

## COLORS *Additional lead time is required for premium colors*

### GEL COAT BATHTUB COLORS

**Standard Colors:** Almond | Bone | White | Biscuit Included  
**Color matching** (colors match all manufacturers' fixture colors) \$ 440

### GRAB BARS (Pair) *Additional finishes on page 15*

Group 1- PC	Standard
Additional Finishes	\$ 1,625

<b>HYDRO COAT</b>   HYC.COA	\$ 324
-----------------------------	--------

### HYDRO FUSION

Hydro Fusion (Tub Only)   29.102	\$ 849
Hydro Fusion with Ozone (Tub Only)   29.103	\$ 1,151
Hydro Fusion (TA, Whirlpool, Combo)   29.107	\$ 1,285

### HYDROZONE UV COMBO SYSTEM | OZUV.XXX

Whirlpool and Combo Systems only	
110 V   OZUV.110	\$ 994
220 V   OZUV.220	\$ 994

### INLINE HEATER *Whirlpool and Combo Systems only*

*No dedicated GFI required for 6 amp models.*

12.50 Amps 1.5 KW - 110V   27.100	\$ 693
6.25 Amps 1.5 KW - 220V   27.101	\$ 748
6.00 Amps 0.75 KW   27.103	\$ 620

## JETS *Additional finishes on page 16*

<b>Additional Jumbo or Rotating Jet</b> (JET.JJ-XX   JET.JR-XX)	
Group 1 - PC or PB	\$ 246
<b>Additional Standard or Swirling Jet</b> (JET.STD-XX   JET.SWI-XX)	
Group 1 - PC or PB	\$ 235
<b>Jumbo Jet Upgrade</b>   JUP.JJ-XX	\$ 106
<b>Rotating Jet Upgrade</b>   JUP.JR-XX	\$ 106
<b>Swirling Jet Upgrade</b>   JUP.SWI-XX	\$ 67
<b>Micro Therapy Jet</b>   MTJ.XXX (BIS, BLA, BON, SIL, WHI)	\$ 190
<b>Custom Jet Locations</b>   69.116-CUS.JET	No Charge
<i>(Must include drawing of locations)</i>	

## JET PLATING *For jet plating options go to page 16*

<b>LED TEMP. READOUT KEYPAD</b>   LED.UPG	\$ 531
---	--------

*Upgrade only, must have a keypad controlled system to purchase.*

<b>LIGHTING</b> LED Bath Light Chromotherapy System   LIG.LED	\$ 704
---	--------

<b>REMOTE CONTROL</b>   REM.CON	\$ 648
---------------------------------	--------

*Must have system to purchase*

<b>WASTE &amp; OVERFLOW</b>   WOV.XX	INCLUDED
--------------------------------------	----------

<b>Integral W/O</b> (Std. round)   IWO.XX	\$ 363
<b>Linear Integral W/O</b>   LWO-XXX	\$ 363

*Additional finishes on page 17*



# WHITNEY

62" L x 62" W x 21" D

Includes 4 clear acrylic grab bars



## MODEL / PRICING

WHI6262ATO	Tub Only	\$ 4,055
WHI6262AWP	Whirlpool (6)	\$ 6,868

WHI6262ATA	Thermal Air	\$ 7,287
WHI6262ACO	Combo System	\$ 9,178

## COLORS *Additional lead time is required for premium colors*

### ACRYLIC BATHTUB COLORS

<b>Standard Colors:</b> Bone   White   Biscuit	Included
<b>Premium Colors:</b> Black   Ice Grey	\$ 458
<b>Matte Finish:</b>	NET \$ 483

## BACK MASSEUSE SYSTEMS *Additional finishes on page 15*

<b>System I</b> - Manual Control (WP/CO)   BAC.MA1-XXX	\$ 771
<b>System II</b> - Electronic Control (WP/CO)   BAC.MA2-XXX	\$ 1,553
<b>System III</b> - Electronic Control (TA)   BAC.MA3-XXX	\$ 2,457

<b>EXPORT CRATE</b>   FRT.EXPCRT	NET \$ 145
----------------------------------	------------

<b>EXTRA HIGH DENSITY</b>   HI.DEN	\$ 704
------------------------------------	--------

## GRAB BARS (Pair) *Additional finishes on page 15*

<b>Standard Grab Bars</b>   GRA.BAR-XXX (Group 1 - PC or PB)	\$ 469
<b>Universal Grab Bars</b>   UGB-XXX (Group 1 - PC or PB)	\$ 503

## HYDRO BLANKET | BLA.HEA-X

2 Zones	\$ 1,554
3 Zones	\$ 1,945
4 Zones	\$ 2,171

<b>HYDRO COAT</b>   HYC.COA	\$ 324
-----------------------------	--------

<b>HYDRO EXPRESS</b>   69.104-HYD.EXP	NET \$ 145
---------------------------------------	------------

## HYDRO FUSION

Hydro Fusion (Tub Only)   29.102	\$ 849
Hydro Fusion with Ozone (Tub Only)   29.103	\$ 1,151
Hydro Fusion (TA, Whirlpool, Combo)   29.107	\$ 1,285

<b>HYDRO INDULGE</b>   HYD.IND	\$ 3,005
--------------------------------	----------

## HYDROZONE UV COMBO SYSTEM | OZUV.XXX

Whirlpool and Combo Systems only	
110 V   OZUV.110	\$ 994
220 V   OZUV.220	\$ 994

## INLINE HEATER *Whirlpool and Combo Systems only*

<i>No dedicated GFI required for 6 amp models.</i>	
12.50 Amps 1.5 KW - 110V   27.100	\$ 693
6.25 Amps 1.5 KW - 220V   27.101	\$ 748
6.00 Amps 0.75 KW   27.103	\$ 620

## JETS *Additional finishes on page 16*

<b>Additional Jumbo or Rotating Jet</b> (JET.JJ-XX   JET.JR-XX)	
Group 1 - PC or PB	\$ 246
<b>Additional Standard or Swirling Jet</b> (JET.STD-XX   JET.SWI-XX)	
Group 1 - PC or PB	\$ 235
<b>Jumbo Jet Upgrade</b>   JUP.JJ-XX	\$ 106
<b>Rotating Jet Upgrade</b>   JUP.JR-XX	\$ 106
<b>Swirling Jet Upgrade</b>   JUP.SWI-XX	\$ 67
<b>Micro Therapy Jet</b>   MTJ.XXX (BIS, BLA, BON, SIL, WHI)	\$ 190
<b>Custom Jet Locations</b>   69.116-CUS.JET	No Charge
<i>(Must include drawing of locations)</i>	

## JET PLATING *For jet plating options go to page 16*

<b>LED TEMP. READOUT KEYPAD</b>   LED.UPG	\$ 531
---	--------

*Upgrade only, must have a keypad controlled system to purchase.*

<b>LIGHTING</b> LED Bath Light Chromatherapy System   LIG.LED	\$ 704
---	--------

## LOW WATER PROTECTION (Includes 30 minute timer)

110V   LOW.WAT-110	\$ 363
220V   LOW.WAT-220	\$ 391

<b>MICRO MOUNT</b>   69.140MCREDG	\$ 134
-----------------------------------	--------

<b>NECK MASSEUSE JET PILLOW</b>   PIL.NEC-XX	\$ 726
--	--------

*Available in black, bone and white.*

<b>PADDED HEADREST PILLOW</b>   41.128 (Black only)	\$ 145
---	--------

## PUMPS

<b>Custom Pump Locations</b>   69.116-CUS.PMP	No Charge
<b>Pump Upgrades</b>   PMP.UP (110V to 220V on 2.25 H.P. only)	\$ 307

<b>REMOTE CONTROL</b>   REM.CON	\$ 648
---------------------------------	--------

*Must have system to purchase*

<b>TILE FLANGES</b>   FLA.MO-X	\$ 212
--------------------------------	--------

<b>WASTE &amp; OVERFLOW</b>   WOV.XX	INCLUDED
--------------------------------------	----------

<b>Integral W/O</b> (Std. round)   IWO.XX	\$ 363
<b>Linear Integral W/O</b>   LWO-XXX	\$ 363

*Additional finishes on page 17*

## YVETTE

72"L x 42"W x 21"D

Includes armrests



## MODEL / PRICING

YVE7242ATO	Tub Only	\$ 4,227
YVE7242AWP	Whirlpool (8)	\$ 7,431

YVE7242ATA	Thermal Air	\$ 6,949
YVE7242ACO	Combo System	\$ 9,353

COLORS *Additional lead time is required for premium colors*

## ACRYLIC BATHTUB COLORS

<b>Standard Colors:</b> Bone   White   Biscuit	Included
<b>Premium Colors:</b> Black   Ice Grey	\$ 458
<b>Matte Finish:</b>	NET \$ 483

BACK MASSEUSE SYSTEMS *Additional finishes on page 15*

<b>System I</b> - Manual Control (WP/CO)   BAC.MA1-XXX	\$ 771
<b>System II</b> - Electronic Control (WP/CO)   BAC.MA2-XXX	\$ 1,553
<b>System III</b> - Electronic Control (TA)   BAC.MA3-XXX	\$ 2,457

<b>EXPORT CRATE</b>   FRT.EXPCRT	NET \$ 145
----------------------------------	------------

<b>EXTRA HIGH DENSITY</b>   HI.DEN	\$ 704
------------------------------------	--------

GRAB BARS (Pair) *Additional finishes on page 15*

<b>Standard Grab Bars</b>   GRA.BAR-XXX (Group 1 - PC or PB)	\$ 469
<b>Universal Grab Bars</b>   UGB-XXX (Group 1 - PC or PB)	\$ 503

## HYDRO BLANKET | BLA.HEA-X

2 Zones	\$ 1,554
3 Zones	\$ 1,945
4 Zones	\$ 2,171

<b>HYDRO COAT</b>   HYC.COA	\$ 324
-----------------------------	--------

<b>HYDRO EXPRESS</b>   69.104-HYD.EXP	NET \$ 145
---------------------------------------	------------

## HYDRO FUSION

Hydro Fusion (Tub Only)   29.102	\$ 849
Hydro Fusion with Ozone (Tub Only)   29.103	\$ 1,151
Hydro Fusion (TA, Whirlpool, Combo)   29.107	\$ 1,285

<b>HYDRO INDULGE</b>   HYD.IND	\$ 3,005
--------------------------------	----------

## HYDROZONE UV COMBO SYSTEM | OZUV.XXX

Whirlpool and Combo Systems only	
110 V   OZUV.110	\$ 994
220 V   OZUV.220	\$ 994

INLINE HEATER *Whirlpool and Combo Systems only**No dedicated GFI required for 6 amp models.*

12.50 Amps 1.5 KW - 110V   27.100	\$ 693
6.25 Amps 1.5 KW - 220V   27.101	\$ 748
6.00 Amps 0.75 KW   27.103	\$ 620

JETS *Additional finishes on page 16*

<b>Additional Jumbo or Rotating Jet</b> (JET.JJ-XX   JET.JR-XX)	
Group 1 - PC or PB	\$ 246
<b>Additional Standard or Swirling Jet</b> (JET.STD-XX   JET.SWI-XX)	
Group 1 - PC or PB	\$ 235
<b>Jumbo Jet Upgrade</b>   JUP.JJ-XX	\$ 106
<b>Rotating Jet Upgrade</b>   JUP.JR-XX	\$ 106
<b>Swirling Jet Upgrade</b>   JUP.SWI-XX	\$ 67
<b>Micro Therapy Jet</b>   MTJ.XXX (BIS, BLA, BON, SIL, WHI)	\$ 190
<b>Custom Jet Locations</b>   69.116-CUS.JET	No Charge
<i>(Must include drawing of locations)</i>	

JET PLATING *For jet plating options go to page 16*

<b>LED TEMP. READOUT KEYPAD</b>   LED.UPG	\$ 531
---	--------

*Upgrade only, must have a keypad controlled system to purchase.*

<b>LIGHTING</b> LED Bath Light Chromotherapy System   LIG.LED	\$ 704
---	--------

## LOW WATER PROTECTION (Includes 30 minute timer)

110V   LOW.WAT-110	\$ 363
220V   LOW.WAT-220	\$ 391

<b>NECK MASSEUSE JET PILLOW</b>   PIL.NEC-XX	\$ 726
--	--------

*Available in black, bone and white.*

<b>PADDED HEADREST PILLOW</b>   41.128 (Black only)	\$ 145
---	--------

## PUMPS

<b>Custom Pump Locations</b>   69.116-CUS.PMP	No Charge
<b>Pump Upgrades</b>   PMP.UP (110V to 220V on 2.25 H.P. only)	\$ 307

<b>REMOTE CONTROL</b>   REM.CON	\$ 648
---------------------------------	--------

*Must have system to purchase*

<b>WASTE &amp; OVERFLOW</b>   WOV.XX	INCLUDED
--------------------------------------	----------

<b>Integral W/O</b> (Std. round)   IWO.XX	\$ 363
<b>Linear Integral W/O</b>   LWO-XXX	\$ 363

*Additional finishes on page 17*







# METRO COLLECTION

## STANDARD FEATURES

- **HYDROLUXE SS™:** All Metro Collection bathtubs are produced with Hydroluxe SS™. Our relentless pursuit of perfection has led us to hone and test our processes to proudly introduce HydroLuxe SS™, the evolution of Solid Surface bathtubs. Representing the latest in eco-friendly technology, this range of seamless, solid-surface bathtubs is constructed from a blend of ground natural minerals and the best in man-made composites. The prolite system we add is uniquely packed with particles, making it a standout in the marketplace when it comes to efficiency and bonding strength. This hybrid material undergoes the transformation from liquid to solid, resulting in a bathtub that is 100% solid surface all the way through, with zero hollow or unfilled areas. The perfectly developed HydroLuxe SS™ blend brings even more durability to the Hydro Systems standard.
- **LINEAR INTEGRAL WASTE & OVERFLOW:** Included with all models (except Auburn). It comes color matched to tub unless specified otherwise in purchase order. Thermal Air blowers must be installed remotely.
- **REMOTE CONTROL:** Included with all Thermal Air tubs. Enables turning the Thermal Air system on and off without getting out of the tub. It is waterproof, and it floats.
- **SILENT AIR INDUCTION**
- **THERMAL AIR SYSTEM:** Thermal Air bathtubs are an air injector system, equipped with a 1 H.P. variable speed 600 watt blower, a smart purge system and ozone purification. Blower must be remotely located.
- **HYDROZONE:** Included with all Thermal Air systems.

## OPTIONS & ACCESSORIES

### COLORS *Additional lead time is required for premium colors*

#### HYDROLUXE SS™ BATHTUB COLORS

**Standard Colors:** Almond | White | Biscuit Included

**Premium Colors:** \$ 2,167

Black | Blue | Carbon | Gray | Espresso | Lime Green

Olive | Pink | Red | Royal Blue | Sky Blue | Violet | Yellow

**Dual Color Option:** NET \$ 2,167

#### FINISH

**Matte Finish** | METRO.MAT NO CHARGE UPGRADE

**Polished Finish** | METRO.POL NO CHARGE UPGRADE

**Matte Gloss Combination** | METRO.TWOTONE \$ 352

(Please specify finish on all orders)

#### SURFACES (outside only)

**Metallic:** Polished Nickel [PN] \$ 17,593

MODEL/METAL/COLOR (XXX.XXX.XXX)

**EXPORT CRATE** | FRT.EXPCRT NET \$ 447

**FOUNDATION** | METRO.FOUNDATION \$ 424

(Bellevue model only)

**FREIGHT (to distributor)** NET \$ 200

Jobsite Delivery NET \$ 100

Lift Gate NET \$ 75

**HYDRO COAT** | HYC.COA \$ 324

**HYDRO EXPRESS** | 69.104-HYD.EXP NET \$ 263

**HYDROZONE** INCLUDED ON THERMAL AIR

#### ISLAND TUB DRAIN | ITD.XXX

ABS, PVC | ITD.ABS | ITD.PVC \$ 363

Cast Iron | ITD.CST \$ 441

**LED TEMP. READOUT KEYPAD** | LED.UPG \$ 531

*Upgrade only, must have a keypad controlled system to purchase.*

**RECIRCULATION SYSTEM** | RES.AUB \$1,229

(Auburn model only)

**WARRANTY** 10 YEARS

#### WASTE & OVERFLOW

**Linear Integral W/O** | LWO-XXX INCLUDED

WHI, BIS, PC, PB, PN, BC, BB, BN, SC, SB, SN, ORB, PE, MB

Gold Finish Upgrade (PG, BG) \$ 491

# ALAMO

58"L x 31"W x 21"D - center drain  
 66"L x 34"W x 21"D - center drain  
 70"L x 34"W x 21"D - center drain  
 Linear Integral W/O Included (specify finish)

Remote blower required for Thermal Air system



## MODEL / PRICING

ALA5831HTO	Tub Only	\$ 6,862	ALA6634HTO	Tub Only	\$ 7,075	ALA7034HTO	Tub Only	\$ 7,250
ALA5831HTA	Thermal Air	\$ 12,246	ALA6634HTA	Thermal Air	\$ 12,285	ALA7034HTA	Thermal Air	\$ 12,315

### COLORS *Additional lead time is required for premium colors*

#### HYDROLUXE SS™ BATHTUB COLORS

**Standard Colors:** Almond | White | Biscuit Included

**Premium Colors:** \$ 2,167

Black | Blue | Carbon | Gray | Espresso | Lime Green

Olive | Pink | Red | Royal Blue | Sky Blue | Violet | Yellow

**Dual Color Option:** \$ 2,167

#### FINISH

**Matte Finish** | METRO.MAT NO CHARGE UPGRADE

**Polished Finish** | METRO.POL NO CHARGE UPGRADE

**Matte Gloss Combination** | METRO.TWOTONE \$ 352

(Please specify finish on all orders)

#### SURFACES (outside only)

**Metallic:** Polished Nickel [PN] \$ 17,593

MODEL/METAL/COLOR (XXX.XXX.XXX)

### FREIGHT (to distributor)

NET \$ 200

#### HYDROZONE

INCLUDED ON THERMAL AIR

#### ISLAND TUB DRAIN | ITD.XXX

ABS, PVC | ITD.ABS | ITD.PVC \$ 363

Cast Iron | ITD.CST \$ 441

#### WASTE & OVERFLOW

**Linear Integral W/O** | LWO-XXX

INCLUDED

WHI, BIS, PC, PB, PN, BC, BB, BN, SC, SB, SN, ORB, PE, MB

Gold Finish Upgrade (PG, BG) \$ 491

# ANAHA

64"L x 36"W x 24"D - end drain  
 Linear Integral W/O Included (please specify finish)  
 Includes lumbar support  
 Remote blower required for Thermal Air system



## MODEL / PRICING

ANA6436HTO	Tub Only	\$ 8,671	ANA6436HTA	Thermal Air	\$ 12,197
------------	----------	----------	------------	-------------	-----------

### COLORS *Additional lead time is required for premium colors*

#### HYDROLUXE SS™ BATHTUB COLORS

**Standard Colors:** Almond | White | Biscuit Included

**Premium Colors:** \$ 2,167

Black | Blue | Carbon | Gray | Espresso | Lime Green

Olive | Pink | Red | Royal Blue | Sky Blue | Violet | Yellow

**Dual Color Option:** \$ 2,167

#### FINISH

**Matte Finish** | METRO.MAT NO CHARGE UPGRADE

**Polished Finish** | METRO.POL NO CHARGE UPGRADE

**Matte Gloss Combination** | METRO.TWOTONE \$ 352

(Please specify finish on all orders)

#### SURFACES (outside only)

**Metallic:** Polished Nickel [PN] \$ 17,593

MODEL/METAL/COLOR (XXX.XXX.XXX)

### FREIGHT (to distributor)

NET \$ 200

#### HYDROZONE

INCLUDED ON THERMAL AIR

#### ISLAND TUB DRAIN | ITD.XXX

ABS, PVC | ITD.ABS | ITD.PVC \$ 363

Cast Iron | ITD.CST \$ 441

#### WASTE & OVERFLOW

**Linear Integral W/O** | LWO-XXX

INCLUDED

WHI, BIS, PC, PB, PN, BC, BB, BN, SC, SB, SN, ORB, PE, MB

Gold Finish Upgrade (PG, BG) \$ 491

# AUBURN

80"L x 43"W x 20"D - center drain  
 80"L x 66"W x 20"D - center drain  
 No overflow Included  
 Available as a drop-in only  
 Remote blower required for Thermal Air system



## MODEL / PRICING

ABN8043HTO	Tub Only	\$ 8,452	ABN8066HTO	Tub Only	\$ 10,587
ABN8043HTA	Thermal Air	\$ 13,211	ABN8066HTA	Thermal Air	\$ 15,427

## COLORS *Additional lead time is required for premium colors*

### HYDROLUXE SS™ BATHTUB COLORS

**Standard Colors:** Almond | White | Biscuit Included  
**Premium Colors:** \$ 2,167  
 Black | Blue | Carbon | Gray | Espresso | Lime Green  
 Olive | Pink | Red | Royal Blue | Sky Blue | Violet | Yellow  
**Dual Color Option:** \$ 2,167

### FINISH

**Matte Finish** | METRO.MAT NO CHARGE UPGRADE  
**Polished Finish** | METRO.POL NO CHARGE UPGRADE  
**Matte Gloss Combination** | METRO.TWOTONE \$ 352  
 (Please specify finish on all orders)

EXPORT CRATE | FRT.EXPCRT NET \$ 420


HYDROZONE INCLUDED ON THERMAL AIR

RECIRCULATION SYSTEM | RES.AUB \$1,229

(Auburn model only)

# BELLEVUE

60"L x 32"W x 24"D - center drain  
 Linear Integral W/O Included (please specify finish)  
 Remote blower required for Thermal Air system



## MODEL / PRICING

BEL6032HTO	Tub Only	\$ 6,862	BEL6032HTA	Thermal Air	\$ 12,246
------------	----------	----------	------------	-------------	-----------

## COLORS *Additional lead time is required for premium colors*

### HYDROLUXE SS™ BATHTUB COLORS

**Standard Colors:** Almond | White | Biscuit Included  
**Premium Colors:** \$ 2,167  
 Blue | Blue | Carbon | Gray | Espresso | Lime Green  
 Olive | Pink | Red | Royal Blue | Sky Blue | Violet | Yellow  
**Dual Color Option:** \$ 2,167

### FINISH

**Matte Finish** | METRO.MAT NO CHARGE UPGRADE  
**Polished Finish** | METRO.POL NO CHARGE UPGRADE  
**Matte Gloss Combination** | METRO.TWOTONE \$ 352  
 (Please specify finish on all orders)

### SURFACES (outside only)

**Metallic:** Polished Nickel [PN] \$ 17,593  
 MODEL/METAL/COLOR (XXX.XXX.XXX)

FOUNDATION | METRO.FOUNDATION \$ 424

FREIGHT (to distributor) NET \$ 200

HYDROZONE INCLUDED ON THERMAL AIR

ISLAND TUB DRAIN | ITD.XXX

ABS, PVC | ITD.ABS | ITD.PVC \$ 363  
 Cast Iron | ITD.CST \$ 441

### WASTE & OVERFLOW

**Linear Integral W/O** | LWO-XXX INCLUDED  
 WHI, BIS, PC, PB, PN, BC, BB, BN, SC, SB, SN, ORB, PE, MB  
 Gold Finish Upgrade (PG, BG) \$ 491

# BISCAYNE

64"L x 31"W x 24-25"D - center drain  
 Linear Integral W/O Included (please specify finish)  
 Includes lumbar support  
 Remote blower required for Thermal Air system



## MODEL / PRICING

BIS6431HTO Tub Only \$ 6,862

BIS6431HTA Thermal Air \$ 12,246

### COLORS *Additional lead time is required for premium colors*

#### HYDROLUXE SS™ BATHTUB COLORS

**Standard Colors:** Almond | White | Biscuit Included

**Premium Colors:** \$ 2,167

Black | Blue | Carbon | Gray | Espresso | Lime Green

Olive | Pink | Red | Royal Blue | Sky Blue | Violet | Yellow

**Dual Color Option:** \$ 2,167

#### FINISH

**Matte Finish** | METRO.MAT NO CHARGE UPGRADE

**Polished Finish** | METRO.POL NO CHARGE UPGRADE

**Matte Gloss Combination** | METRO.TWOTONE \$ 352

(Please specify finish on all orders)

#### SURFACES (outside only)

**Metallic:** Polished Nickel [PN] \$ 17,593

MODEL/METAL/COLOR (XXX.XXX.XXX)

### FREIGHT (to distributor)

NET \$ 200

#### HYDROZONE

INCLUDED ON THERMAL AIR

#### ISLAND TUB DRAIN | ITD.XXX

ABS, PVC | ITD.ABS | ITD.PVC \$ 363

Cast Iron | ITD.CST \$ 441

#### WASTE & OVERFLOW

**Linear Integral W/O** | LWO-XXX INCLUDED

WHI, BIS, PC, PB, PN, BC, BB, BN, SC, SB, SN, ORB, PE, MB

Gold Finish Upgrade (PG, BG) \$ 491

# CHATEAU

66"L x 32"W x 24"D - side center drain  
 Linear Integral W/O Included (please specify finish)  
 Includes lumbar support  
 Built in Faucet Deck  
 Remote blower required for Thermal Air system



## MODEL / PRICING

CHT6632HTO Tub Only \$ 7,932

CHT6632HTA Thermal Air \$ 13,211

### COLORS *Additional lead time is required for premium colors*

#### HYDROLUXE SS™ BATHTUB COLORS

**Standard Colors:** Almond | White | Biscuit Included

**Premium Colors:** \$ 2,167

Black | Blue | Carbon | Gray | Espresso | Lime Green

Olive | Pink | Red | Royal Blue | Sky Blue | Violet | Yellow

**Dual Color Option:** \$ 2,167

#### FINISH

**Matte Finish** | METRO.MAT NO CHARGE UPGRADE

**Polished Finish** | METRO.POL NO CHARGE UPGRADE

**Matte Gloss Combination** | METRO.TWOTONE \$ 352

(Please specify finish on all orders)

#### SURFACES (outside only)

**Metallic:** Polished Nickel [PN] \$ 17,593

MODEL/METAL/COLOR (XXX.XXX.XXX)

### FREIGHT (to distributor)

NET \$ 200

#### HYDROZONE

INCLUDED ON THERMAL AIR

#### ISLAND TUB DRAIN | ITD.XXX

ABS, PVC | ITD.ABS | ITD.PVC \$ 363

Cast Iron | ITD.CST \$ 441

#### WASTE & OVERFLOW

**Linear Integral W/O** | LWO-XXX INCLUDED

WHI, BIS, PC, PB, PN, BC, BB, BN, SC, SB, SN, ORB, PE, MB

Gold Finish Upgrade (PG, BG) \$ 491

# DENALI

68"L x 36"W x 22-27"D - center drain  
 Linear Integral W/O Included (please specify finish)  
 Includes lumbar support  
 Remote blower required for Thermal Air system



## MODEL / PRICING

DEN6836HTO Tub Only \$ 7,932

DEN6836HTA Thermal Air \$ 13,211

### COLORS *Additional lead time is required for premium colors*

#### HYDROLUXE SS™ BATHTUB COLORS

**Standard Colors:** Almond | White | Biscuit Included

**Premium Colors:** \$ 2,167

Black | Blue | Carbon | Gray | Espresso | Lime Green

Olive | Pink | Red | Royal Blue | Sky Blue | Violet | Yellow

**Dual Color Option:** \$ 2,167

#### FINISH

**Matte Finish** | METRO.MAT NO CHARGE UPGRADE

**Polished Finish** | METRO.POL NO CHARGE UPGRADE

**Matte Gloss Combination** | METRO.TWOTONE \$ 352

(Please specify finish on all orders)

#### SURFACES (outside only)

**Metallic:** Polished Nickel [PN] \$ 17,593

MODEL/METAL/COLOR (XXX.XXX.XXX)

### HYDROZONE

INCLUDED ON THERMAL AIR

#### ISLAND TUB DRAIN | ITD.XXX

ABS, PVC | ITD.ABS | ITD.PVC \$ 363

Cast Iron | ITD.CST \$ 441

#### WASTE & OVERFLOW

**Linear Integral W/O** | LWO-XXX INCLUDED

WHI, BIS, PC, PB, PN, BC, BB, BN, SC, SB, SN, ORB, PE, MB

Gold Finish Upgrade (PG, BG) \$ 491

# GATEWAY

70"L x 32"W x 18"D - end drain  
 Linear Integral W/O Included (please specify finish)  
 Includes lumbar support  
 Remote blower required for Thermal Air system



## MODEL / PRICING

GAT7032HTO Tub Only \$7,500

GAT7032HTA Thermal Air \$ 12,390

### COLORS *Additional lead time is required for premium colors*

#### HYDROLUXE SS™ BATHTUB COLORS

**Standard Colors:** Almond | White | Biscuit Included

**Premium Colors:** \$ 2,167

Black | Blue | Carbon | Gray | Espresso | Lime Green

Olive | Pink | Red | Royal Blue | Sky Blue | Violet | Yellow

**Dual Color Option:** \$ 2,167

#### FINISH

**Matte Finish** | METRO.MAT NO CHARGE UPGRADE

**Polished Finish** | METRO.POL NO CHARGE UPGRADE

**Matte Gloss Combination** | METRO.TWOTONE \$ 352

(Please specify finish on all orders)

#### SURFACES (outside only)

**Metallic:** Polished Nickel [PN] \$ 17,593

MODEL/METAL/COLOR (XXX.XXX.XXX)

### HYDROZONE

INCLUDED ON THERMAL AIR

#### ISLAND TUB DRAIN | ITD.XXX

ABS, PVC | ITD.ABS | ITD.PVC \$ 363

Cast Iron | ITD.CST \$ 441

#### WASTE & OVERFLOW

**Linear Integral W/O** | LWO-XXX INCLUDED

WHI, BIS, PC, PB, PN, BC, BB, BN, SC, SB, SN, ORB, PE, MB

Gold Finish Upgrade (PG, BG) \$ 491

# GEORGETOWN

70"L x 35"W x 22-25"D - center drain  
 Linear Integral W/O Included (please specify finish)  
 Includes lumbar support  
 Remote blower required for Thermal Air system



## MODEL / PRICING

GEO7035HTO Tub Only \$ 8,752

GEO7035HTA Thermal Air \$ 14,337

### COLORS *Additional lead time is required for premium colors*

#### HYDROLUXE SS™ BATHTUB COLORS

**Standard Colors:** Almond | White | Biscuit Included

**Premium Colors:** \$ 2,167

Black | Blue | Carbon | Gray | Espresso | Lime Green

Olive | Pink | Red | Royal Blue | Sky Blue | Violet | Yellow

**Dual Color Option:** \$ 2,167

#### FINISH

**Matte Finish** | METRO.MAT NO CHARGE UPGRADE

**Polished Finish** | METRO.POL NO CHARGE UPGRADE

**Matte Gloss Combination** | METRO.TWOTONE \$ 352

(Please specify finish on all orders)

#### SURFACES (outside only)

**Metallic:** Polished Nickel [PN] \$ 17,593

MODEL/METAL/COLOR (XXX.XXX.XXX)

### HYDROZONE

INCLUDED ON THERMAL AIR

#### ISLAND TUB DRAIN | ITD.XXX

ABS, PVC | ITD.ABS | ITD.PVC \$ 363

Cast Iron | ITD.CST \$ 441

#### WASTE & OVERFLOW

**Linear Integral W/O** | LWO-XXX

INCLUDED

WHI, BIS, PC, PB, PN, BC, BB, BN, SC, SB, SN, ORB, PE, MB

Gold Finish Upgrade (PG, BG) \$ 491

# GUTHRIE

58"L x 36"W x 24"D - center drain  
 Linear Integral W/O Included (please specify finish)  
 Includes lumbar support  
 Built in faucet shelf  
 Remote blower required for Thermal Air system



## MODEL / PRICING

GUT5836HTO Tub Only \$ 7,500

GUT5836HTA Thermal Air \$ 12,973

### COLORS *Additional lead time is required for premium colors*

#### HYDROLUXE SS™ BATHTUB COLORS

**Standard Colors:** Almond | White | Biscuit Included

**Premium Colors:** \$ 2,167

Black | Blue | Carbon | Gray | Espresso | Lime Green

Olive | Pink | Red | Royal Blue | Sky Blue | Violet | Yellow

**Dual Color Option:** \$ 2,167

#### FINISH

**Matte Finish** | METRO.MAT NO CHARGE UPGRADE

**Polished Finish** | METRO.POL NO CHARGE UPGRADE

**Matte Gloss Combination** | METRO.TWOTONE \$ 352

(Please specify finish on all orders)

#### SURFACES (outside only)

**Metallic:** Polished Nickel [PN] \$ 17,593

MODEL/METAL/COLOR (XXX.XXX.XXX)

### HYDROZONE

INCLUDED ON THERMAL AIR

#### ISLAND TUB DRAIN | ITD.XXX

ABS, PVC | ITD.ABS | ITD.PVC \$ 363

Cast Iron | ITD.CST \$ 441

#### WASTE & OVERFLOW

**Linear Integral W/O** | LWO-XXX

INCLUDED

WHI, BIS, PC, PB, PN, BC, BB, BN, SC, SB, SN, ORB, PE, MB

Gold Finish Upgrade (PG, BG) \$ 491



# HYDE

68"L x 34"W x 24"D - center drain  
 Linear Integral W/O Included (please specify finish)  
 Remote blower required for Thermal Air system



## MODEL / PRICING

HYD6834HTO	Tub Only	\$ 7,500	HYD6834HTA	Thermal Air	\$ 12,973
------------	----------	----------	------------	-------------	-----------

### COLORS *Additional lead time is required for premium colors*

#### HYDROLUXE SS™ BATHTUB COLORS

<b>Standard Colors:</b> Almond   White   Biscuit	Included
<b>Premium Colors:</b> Black   Blue   Carbon   Gray   Espresso   Lime Green   Olive   Pink   Red   Royal Blue   Sky Blue   Violet   Yellow	\$ 2,167
<b>Dual Color Option:</b>	\$ 2,167

#### FINISH

<b>Matte Finish</b>   METRO.MAT	NO CHARGE UPGRADE
<b>Polished Finish</b>   METRO.POL	NO CHARGE UPGRADE
<b>Matte Gloss Combination</b>   METRO.TWOTONE	\$ 352
(Please specify finish on all orders)	

#### SURFACES (outside only)

<b>Metallic:</b> Polished Nickel [PN]	\$ 17,593
MODEL/METAL/COLOR (XXX.XXX.XXX)	

### HYDROZONE

INCLUDED ON THERMAL AIR

#### ISLAND TUB DRAIN | ITD.XXX

ABS, PVC   ITD.ABS   ITD.PVC	\$ 363
Cast Iron   ITD.CST	\$ 441

#### WASTE & OVERFLOW

<b>Linear Integral W/O</b>   LWO-XXX	INCLUDED
WHI, BIS, PC, PB, PN, BC, BB, BN, SC, SB, SN, ORB, PE, MB	
Gold Finish Upgrade (PG, BG)	\$ 491

# LIBERTY

63"L x 32"W x 24"D - center drain  
 Linear Integral W/O Included (please specify finish)  
 Includes lumbar support  
 Remote blower required for Thermal Air system



## MODEL / PRICING

LIB6332HTO	Tub Only	\$ 7,481	LIB6332HTA	Thermal Air	\$ 12,879
------------	----------	----------	------------	-------------	-----------

### COLORS *Additional lead time is required for premium colors*

#### HYDROLUXE SS™ BATHTUB COLORS

<b>Standard Colors:</b> Almond   White   Biscuit	Included
<b>Premium Colors:</b> Black   Blue   Carbon   Gray   Espresso   Lime Green   Olive   Pink   Red   Royal Blue   Sky Blue   Violet   Yellow	\$ 2,167
<b>Dual Color Option:</b>	\$ 2,167

#### FINISH

<b>Matte Finish</b>   METRO.MAT	NO CHARGE UPGRADE
<b>Polished Finish</b>   METRO.POL	NO CHARGE UPGRADE
<b>Matte Gloss Combination</b>   METRO.TWOTONE	\$ 352
(Please specify finish on all orders)	

#### SURFACES (outside only)

<b>Metallic:</b> Polished Nickel [PN]	\$ 17,593
MODEL/METAL/COLOR (XXX.XXX.XXX)	

### HYDROZONE

INCLUDED ON THERMAL AIR

#### ISLAND TUB DRAIN | ITD.XXX

ABS, PVC   ITD.ABS   ITD.PVC	\$ 363
Cast Iron   ITD.CST	\$ 441

#### WASTE & OVERFLOW

<b>Linear Integral W/O</b>   LWO-XXX	INCLUDED
WHI, BIS, PC, PB, PN, BC, BB, BN, SC, SB, SN, ORB, PE, MB	
Gold Finish Upgrade (PG, BG)	\$ 491

# LOGAN

72"L x 38"W x 23"D - center drain  
 Linear Integral W/O Included (please specify finish)  
 Includes lumbar support  
 Remote blower required for Thermal Air system



## MODEL / PRICING

LOG7238HTO Tub Only \$ 7,500

LOG7238HTA Thermal Air \$ 12,973

### COLORS *Additional lead time is required for premium colors*

#### HYDROLUXE SS™ BATHTUB COLORS

**Standard Colors:** Almond | White | Biscuit Included

**Premium Colors:** \$ 2,167

Black | Blue | Carbon | Gray | Espresso | Lime Green

Olive | Pink | Red | Royal Blue | Sky Blue | Violet | Yellow

**Dual Color Option:** \$ 2,167

#### FINISH

**Matte Finish** | METRO.MAT NO CHARGE UPGRADE

**Polished Finish** | METRO.POL NO CHARGE UPGRADE

**Matte Gloss Combination** | METRO.TWOTONE \$ 352

(Please specify finish on all orders)

#### SURFACES (outside only)

**Metallic:** Polished Nickel [PN] \$ 17,593

MODEL/METAL/COLOR (XXX.XXX.XXX)

### HYDROZONE

INCLUDED ON THERMAL AIR

#### ISLAND TUB DRAIN | ITD.XXX

ABS, PVC | ITD.ABS | ITD.PVC \$ 363

Cast Iron | ITD.CST \$ 441

#### WASTE & OVERFLOW

**Linear Integral W/O** | LWO-XXX INCLUDED

WHI, BIS, PC, PB, PN, BC, BB, BN, SC, SB, SN, ORB, PE, MB

Gold Finish Upgrade (PG, BG) \$ 491

# MANHATTAN

64"L x 36"W x 24"D - center drain  
 Linear Integral W/O Included (please specify finish)  
 Remote blower required for Thermal Air system



## MODEL / PRICING

MAN6436HTO Tub Only \$ 14,531

MAN6436HTA Thermal Air \$ 19,372

### COLORS *Additional lead time is required for premium colors*

#### HYDROLUXE SS™ BATHTUB COLORS

**Standard Colors:** Almond | White | Biscuit Included

**Premium Colors:** \$ 2,167

Black | Blue | Carbon | Gray | Espresso | Lime Green

Olive | Pink | Red | Royal Blue | Sky Blue | Violet | Yellow

**Dual Color Option:** \$ 2,167

#### FINISH

**Matte Finish** | METRO.MAT NO CHARGE UPGRADE

**Polished Finish** | METRO.POL NO CHARGE UPGRADE

**Matte Gloss Combination** | METRO.TWOTONE \$ 352

(Please specify finish on all orders)

#### SURFACES (outside only)

**Metallic:** Polished Nickel [PN] \$ 17,593

MODEL/METAL/COLOR (XXX.XXX.XXX)

### HYDROZONE

INCLUDED ON THERMAL AIR

#### ISLAND TUB DRAIN | ITD.XXX

ABS, PVC | ITD.ABS | ITD.PVC \$ 363

Cast Iron | ITD.CST \$ 441

#### WASTE & OVERFLOW

**Linear Integral W/O** | LWO-XXX INCLUDED

WHI, BIS, PC, PB, PN, BC, BB, BN, SC, SB, SN, ORB, PE, MB

Gold Finish Upgrade (PG, BG) \$ 491

# MARQUIS

59"L x 32"W x 20-23"D

65"L x 32"W x 20-23"D

69"L x 34"W x 20-23"D

Linear Integral W/O Included (please specify finish)

Includes lumbar support. Remote blower required for Thermal Air system.



## MODEL / PRICING

MRQ5932HTO	Tub Only	\$ 6,659	MRQ6532HTO	Tub Only	\$ 6,862	MRQ6834HTO	Tub Only	\$ 7,203
MRQ5932HTA	Thermal Air	\$ 11,901	MRQ6532HTA	Thermal Air	\$ 12,246	MRQ6834HTA	Thermal Air	\$ 12,855

## COLORS *Additional lead time is required for premium colors*

### HYDROLUXE SS™ BATHTUB COLORS

**Standard Colors:** Almond | White | Biscuit Included**Premium Colors:** \$ 2,167

Black | Blue | Carbon | Gray | Espresso | Lime Green

Olive | Pink | Red | Royal Blue | Sky Blue | Violet | Yellow

**Dual Color Option:** \$ 2,167

### FINISH

**Matte Finish** | METRO.MAT NO CHARGE UPGRADE**Polished Finish** | METRO.POL NO CHARGE UPGRADE**Matte Gloss Combination** | METRO.TWOTONE \$ 352

(Please specify finish on all orders)

### SURFACES (outside only)

**Metallic:** Polished Nickel [PN] \$ 17,593

MODEL/METAL/COLOR (XXX.XXX.XXX)

## HYDROZONE

INCLUDED ON THERMAL AIR

### ISLAND TUB DRAIN | ITD.XXX

ABS, PVC | ITD.ABS | ITD.PVC \$ 363

Cast Iron | ITD.CST \$ 441

### WASTE & OVERFLOW

**Linear Integral W/O** | LWO-XXX INCLUDED

WHI, BIS, PC, PB, PN, BC, BB, BN, SC, SB, SN, ORB, PE, MB

Gold Finish Upgrade (PG, BG) \$ 491

# MILLENNIUM

63"L x 33"W x 22"D - center drain

Linear Integral W/O Included (please specify finish/color of W/O &amp; tub band).

Tub can be produced without any band.

Speak with Hydro Systems if you are interested in ordering without any band.

Remote blower required for Thermal Air system.



## MODEL / PRICING

MIL6333HTO	Tub Only	\$ 10,011	MIL6333HTA	Thermal Air	\$ 15,184
------------	----------	-----------	------------	-------------	-----------

## COLORS *Additional lead time is required for premium colors*

### HYDROLUXE SS™ BATHTUB COLORS

**Standard Colors:** Almond | White | Biscuit Included**Premium Colors:** \$ 2,167

Black | Blue | Carbon | Gray | Espresso | Lime Green

Olive | Pink | Red | Royal Blue | Sky Blue | Violet | Yellow

**Dual Color Option:** \$ 2,167

### FINISH

**Matte Finish** | METRO.MAT NO CHARGE UPGRADE**Polished Finish** | METRO.POL NO CHARGE UPGRADE**Matte Gloss Combination** | METRO.TWOTONE \$ 352

(Please specify finish on all orders)

### SURFACES (outside only)

**Metallic:** Polished Nickel [PN] \$ 17,593

MODEL/METAL/COLOR (XXX.XXX.XXX)

### TUB BAND COLORS

**Standard Colors** | BND.STD.XXX INCLUDED**Premium Colors** | BND.PR1.XXX (Group 1) \$ 935**Premium Colors/Finishes** | BND.PR1.XXX (Group 2) \$ 1,410

(Please specify color/finish or it will be same as tub)

## HYDROZONE

INCLUDED ON THERMAL AIR

### ISLAND TUB DRAIN | ITD.XXX

ABS, PVC | ITD.ABS | ITD.PVC \$ 363

Cast Iron | ITD.CST \$ 441

### WASTE & OVERFLOW

**Linear Integral W/O** | LWO-XXX INCLUDED

WHI, BIS, PC, PB, PN, BC, BB, BN, SC, SB, SN, ORB, PE, MB

(Can match overflow to tub and/or band color)

Gold Finish Upgrade (PG, BG) \$ 491

# MIZU

52" diameter x 27" depth - side-center drain  
Linear Integral W/O Included (color matched to tub)



## MODEL / PRICING

MIZ5227HTO Tub Only \$ 9,053

MIZ5227HTA Thermal Air \$ 13,556

### COLORS *Additional lead time is required for premium colors*

#### HYDROLUXE SS™ BATHTUB COLORS

**Standard Colors:** Almond | White | Biscuit Included

**Premium Colors:** \$ 2,167

Black | Blue | Carbon | Gray | Espresso | Lime Green

Olive | Pink | Red | Royal Blue | Sky Blue | Violet | Yellow

**Dual Color Option:** \$ 2,167

#### FINISH

**Matte Finish** | METRO.MAT NO CHARGE UPGRADE

**Polished Finish** | METRO.POL NO CHARGE UPGRADE

**Matte Gloss Combination** | METRO.TWOTONE \$ 352

(Please specify finish on all orders)

#### SURFACES (outside only)

**Metallic:** Polished Nickel [PN] \$ 17,593

MODEL/METAL/COLOR (XXX.XXX.XXX)

### ISLAND TUB DRAIN | ITD.XXX

ABS, PVC | ITD.ABS | ITD.PVC \$ 363

Cast Iron | ITD.CST \$ 441

### WASTE & OVERFLOW

**Linear Integral W/O** | LWO-XXX INCLUDED

Color Match to Tub Only

# NEWBURY

62" L x 28" W x 24" D - center drain

66" L x 31" W x 24" D - center drain

Linear Integral W/O Included (please specify finish)

Remote blower required for Thermal Air system



## MODEL / PRICING

NEW6228HTO Tub Only \$ 6,862

NEW6228HTA Thermal Air \$ 12,246

NEW6631HTO Tub Only \$ 6,862

NEW6631HTA Thermal Air \$ 12,246

### COLORS *Additional lead time is required for premium colors*

#### HYDROLUXE SS™ BATHTUB COLORS

**Standard Colors:** Almond | White | Biscuit Included

**Premium Colors:** \$ 2,167

Black | Blue | Carbon | Gray | Espresso | Lime Green

Olive | Pink | Red | Royal Blue | Sky Blue | Violet | Yellow

**Dual Color Option:** \$ 2,167

#### FINISH

**Matte Finish** | METRO.MAT NO CHARGE UPGRADE

**Polished Finish** | METRO.POL NO CHARGE UPGRADE

**Matte Gloss Combination** | METRO.TWOTONE \$ 352

(Please specify finish on all orders)

#### SURFACES (outside only)

**Metallic:** Polished Nickel [PN] \$ 17,593

MODEL/METAL/COLOR (XXX.XXX.XXX)

### HYDROZONE

INCLUDED ON THERMAL AIR

### ISLAND TUB DRAIN | ITD.XXX

ABS, PVC | ITD.ABS | ITD.PVC \$ 363

Cast Iron | ITD.CST \$ 441

### WASTE & OVERFLOW

**Linear Integral W/O** | LWO-XXX INCLUDED

WHI, BIS, PC, PB, PN, BC, BB, BN, SC, SB, SN, ORB, PE, MB

Gold Finish Upgrade (PG, BG) \$ 491

# NIANTIC

66" L x 37" W x 23" D - side-center drain  
 Linear Integral W/O Included (please specify finish)  
 Includes lumbar support  
 Remote blower required for Thermal Air system



## MODEL / PRICING

NIA6637HTO	Tub Only	\$ 10,064	NIA6637HTA	Thermal Air	\$ 16,478
------------	----------	-----------	------------	-------------	-----------

### COLORS *Additional lead time is required for premium colors*

HYDROLUXE SS™ BATHTUB COLORS	
Standard Colors: Almond   White   Biscuit	Included
Premium Colors:	\$ 2,167
Black   Blue   Carbon   Gray   Espresso   Lime Green	
Olive   Pink   Red   Royal Blue   Sky Blue   Violet   Yellow	
Dual Color Option:	\$ 2,167
FINISH	
Matte Finish   METRO.MAT	NO CHARGE UPGRADE
Polished Finish   METRO.POL	NO CHARGE UPGRADE
Matte Gloss Combination   METRO.TWOTONE	\$ 352
(Please specify finish on all orders)	
SURFACES (outside only)	
Metallic: Polished Nickel [PN]	\$ 17,593
MODEL/METAL/COLOR (XXX.XXX.XXX)	

### HYDROZONE INCLUDED ON THERMAL AIR

ISLAND TUB DRAIN   ITD.XXX	
ABS, PVC   ITD.ABS   ITD.PVC	\$ 363
Cast Iron   ITD.CST	\$ 441
WASTE & OVERFLOW	
Linear Integral W/O   LWO-XXX	INCLUDED
WHI, BIS, PC, PB, PN, BC, BB, BN, SC, SB, SN, ORB, PE, MB	
Gold Finish Upgrade (PG, BG)	\$ 491

# PACIFIC

63" L x 33" W x 22" D - end drain  
 Linear Integral W/O Included (please specify finish)



## MODEL / PRICING

PAC6333HTO	Tub Only	\$ 11,413
------------	----------	-----------

### COLORS *Additional lead time is required for premium colors*

HYDROLUXE SS™ BATHTUB COLORS	
Standard Colors: Almond   White   Biscuit	Included
Premium Colors:	\$ 2,167
Black   Blue   Carbon   Gray   Espresso   Lime Green	
Olive   Pink   Red   Royal Blue   Sky Blue   Violet   Yellow	
Dual Color Option:	\$ 2,167
FINISH	
Matte Finish   METRO.MAT	NO CHARGE UPGRADE
Polished Finish   METRO.POL	NO CHARGE UPGRADE
Matte Gloss Combination   METRO.TWOTONE	\$ 352
(Please specify finish on all orders)	
SURFACES (outside only)	
Metallic: Polished Nickel [PN]	\$ 17,593
MODEL/METAL/COLOR (XXX.XXX.XXX)	

### ISLAND TUB DRAIN | ITD.XXX

ABS, PVC   ITD.ABS   ITD.PVC	\$ 363
Cast Iron   ITD.CST	\$ 441
WASTE & OVERFLOW	
Linear Integral W/O   LWO-XXX	INCLUDED
WHI, BIS, PC, PB, PN, BC, BB, BN, SC, SB, SN, ORB, PE, MB	
Gold Finish Upgrade (PG, BG)	\$ 491

# RICHMOND

57"L x 36"W x 24"D - center drain  
 Linear Integral W/O Included (please specify finish)  
 Includes lumbar support  
 Built in faucet shelf  
 Remote blower required for Thermal Air system



## MODEL / PRICING

RIC5736HTO Tub Only \$ 7,193

RIC5736HTA Thermal Air \$ 12,573

### COLORS *Additional lead time is required for premium colors*

#### HYDROLUXE SS™ BATHTUB COLORS

**Standard Colors:** Almond | White | Biscuit Included

**Premium Colors:** \$ 2,167

Black | Blue | Carbon | Gray | Espresso | Lime Green

Olive | Pink | Red | Royal Blue | Sky Blue | Violet | Yellow

**Dual Color Option:** \$ 2,167

#### FINISH

**Matte Finish** | METRO.MAT NO CHARGE UPGRADE

**Polished Finish** | METRO.POL NO CHARGE UPGRADE

**Matte Gloss Combination** | METRO.TWOTONE \$ 352

(Please specify finish on all orders)

#### SURFACES (outside only)

**Metallic:** Polished Nickel [PN] \$ 17,593

MODEL/METAL/COLOR (XXX.XXX.XXX)

### HYDROZONE

INCLUDED ON THERMAL AIR

#### ISLAND TUB DRAIN | ITD.XXX

ABS, PVC | ITD.ABS | ITD.PVC \$ 363

Cast Iron | ITD.CST \$ 441

#### WASTE & OVERFLOW

**Linear Integral W/O** | LWO-XXX INCLUDED

WHI, BIS, PC, PB, PN, BC, BB, BN, SC, SB, SN, ORB, PE, MB

Gold Finish Upgrade (PG, BG) \$ 491

# RODEO

61"L x 32"W x 22-30"D - end drain  
 Linear Integral W/O Included (please specify finish)  
 Includes lumbar support  
 Remote blower required for Thermal Air system



## MODEL / PRICING

ROD6132HTO Tub Only \$ 7,500

ROD6132HTA Thermal Air \$ 12,973

### COLORS *Additional lead time is required for premium colors*

#### HYDROLUXE SS™ BATHTUB COLORS

**Standard Colors:** Almond | White | Biscuit Included

**Premium Colors:** \$ 2,167

Black | Blue | Carbon | Gray | Espresso | Lime Green

Olive | Pink | Red | Royal Blue | Sky Blue | Violet | Yellow

**Dual Color Option:** \$ 2,167

#### FINISH

**Matte Finish** | METRO.MAT NO CHARGE UPGRADE

**Polished Finish** | METRO.POL NO CHARGE UPGRADE

**Matte Gloss Combination** | METRO.TWOTONE \$ 352

(Please specify finish on all orders)

#### SURFACES (outside only)

**Metallic:** Polished Nickel [PN] \$ 17,593

MODEL/METAL/COLOR (XXX.XXX.XXX)

### HYDROZONE

INCLUDED ON THERMAL AIR

#### ISLAND TUB DRAIN | ITD.XXX

ABS, PVC | ITD.ABS | ITD.PVC \$ 363

Cast Iron | ITD.CST \$ 441

#### WASTE & OVERFLOW

**Linear Integral W/O** | LWO-XXX INCLUDED

WHI, BIS, PC, PB, PN, BC, BB, BN, SC, SB, SN, ORB, PE, MB

Gold Finish Upgrade (PG, BG) \$ 491



# SOHO

48”L x 30”W x 22”D - end drain  
Linear Integral W/O Included (please specify finish)  
Includes lumbar support  
Remote blower required for Thermal Air system



## MODEL / PRICING

SOH4830HTO	Tub Only	\$ 6,524	SOH4830HTA	Thermal Air	\$ 11,364
------------	----------	----------	------------	-------------	-----------

### COLORS *Additional lead time is required for premium colors*

<b>HYDROLUXE SS™ BATHTUB COLORS</b>	
<b>Standard Colors:</b> Almond   White   Biscuit	Included
<b>Premium Colors:</b> Black   Blue   Carbon   Gray   Espresso   Lime Green   Olive   Pink   Red   Royal Blue   Sky Blue   Violet   Yellow	\$ 2,167
<b>Dual Color Option:</b>	\$ 2,167
<b>FINISH</b>	
<b>Matte Finish</b>   METRO.MAT	NO CHARGE UPGRADE
<b>Polished Finish</b>   METRO.POL	NO CHARGE UPGRADE
<b>Matte Gloss Combination</b>   METRO.TWOTONE	\$ 352
(Please specify finish on all orders)	
<b>SURFACES (outside only)</b>	
<b>Metallic:</b> Polished Nickel [PN]	\$ 17,593
MODEL/METAL/COLOR (XXX.XXX.XXX)	

### HYDROZONE INCLUDED ON THERMAL AIR

<b>ISLAND TUB DRAIN</b>   ITD.XXX	
ABS, PVC   ITD.ABS   ITD.PVC	\$ 363
Cast Iron   ITD.CST	\$ 441
<b>WASTE &amp; OVERFLOW</b>	
<b>Linear Integral W/O</b>   LWO-XXX INCLUDED	
WHI, BIS, PC, PB, PN, BC, BB, BN, SC, SB, SN, ORB, PE, MB	
Gold Finish Upgrade (PG, BG)	\$ 491

# SUMMERLIN

57”L x 31”W x 22”D - center drain  
Linear Integral W/O Included (please specify finish)  
Includes lumbar support  
Remote blower required for Thermal Air system



## MODEL / PRICING

SUM5731HTO	Tub Only	\$ 6,862	SUM5731HTA	Thermal Air	\$ 12,246
------------	----------	----------	------------	-------------	-----------

### COLORS *Additional lead time is required for premium colors*

<b>HYDROLUXE SS™ BATHTUB COLORS</b>	
<b>Standard Colors:</b> Almond   White   Biscuit	Included
<b>Premium Colors:</b> Black   Blue   Carbon   Gray   Espresso   Lime Green   Olive   Pink   Red   Royal Blue   Sky Blue   Violet   Yellow	\$ 2,167
<b>Dual Color Option:</b>	\$ 2,167
<b>FINISH</b>	
<b>Matte Finish</b>   METRO.MAT	NO CHARGE UPGRADE
<b>Polished Finish</b>   METRO.POL	NO CHARGE UPGRADE
<b>Matte Gloss Combination</b>   METRO.TWOTONE	\$ 352
(Please specify finish on all orders)	
<b>SURFACES (outside only)</b>	
<b>Metallic:</b> Polished Nickel [PN]	\$ 17,593
MODEL/METAL/COLOR (XXX.XXX.XXX)	

### HYDROZONE INCLUDED ON THERMAL AIR

<b>ISLAND TUB DRAIN</b>   ITD.XXX	
ABS, PVC   ITD.ABS   ITD.PVC	\$ 363
Cast Iron   ITD.CST	\$ 441
<b>WASTE &amp; OVERFLOW</b>	
<b>Linear Integral W/O</b>   LWO-XXX INCLUDED	
WHI, BIS, PC, PB, PN, BC, BB, BN, SC, SB, SN, ORB, PE, MB	
Gold Finish Upgrade (PG, BG)	\$ 491

# TRIBECA

68"L x 35"W x 22"D - center

Linear Integral W/O Included (please specify finish)

Includes lumbar support

Remote blower required for Thermal Air system



## MODEL / PRICING

TRI6835HTO	Tub Only	\$ 8,458	TRI6835HTA	Thermal Air	\$ 13,881
------------	----------	----------	------------	-------------	-----------

### COLORS *Additional lead time is required for premium colors*

#### HYDROLUXE SS™ BATHTUB COLORS

**Standard Colors:** Almond | White | Biscuit Included

**Premium Colors:** \$ 2,167

Black | Blue | Carbon | Gray | Espresso | Lime Green

Olive | Pink | Red | Royal Blue | Sky Blue | Violet | Yellow

**Dual Color Option:** \$ 2,167

#### FINISH

**Matte Finish** | METRO.MAT NO CHARGE UPGRADE

**Polished Finish** | METRO.POL NO CHARGE UPGRADE

**Matte Gloss Combination** | METRO.TWOTONE \$ 352

(Please specify finish on all orders)

#### SURFACES (outside only)

**Metallic:** Polished Nickel [PN] \$ 17,593

MODEL/METAL/COLOR (XXX.XXX.XXX)

### HYDROZONE

INCLUDED ON THERMAL AIR

#### ISLAND TUB DRAIN | ITD.XXX

ABS, PVC | ITD.ABS | ITD.PVC \$ 363

Cast Iron | ITD.CST \$ 441

#### WASTE & OVERFLOW

**Linear Integral W/O** | LWO-XXX INCLUDED

WHI, BIS, PC, PB, PN, BC, BB, BN, SC, SB, SN, ORB, PE, MB

Gold Finish Upgrade (PG, BG) \$ 491



# STON COLLECTION STANDARD FEATURES

All Designer Collection Whirlpool and Thermal Air bathtubs are delivered pre-plumbed and include these standard features:

- **HYDROLUXE SS™:** All Metro Collection bathtubs are produced with Hydroluxe SS™. Our relentless pursuit of perfection has led us to hone and test our processes to proudly introduce HydroLuxe SS™, the evolution of Solid Surface bathtubs. Representing the latest in eco-friendly technology, this range of seamless, solid-surface bathtubs is constructed from a blend of ground natural minerals and the best in man-made composites. The pro-lite system we add is uniquely packed with particles, making it a standout in the marketplace when it comes to efficiency and bonding strength. This hybrid material undergoes the transformation from liquid to solid, resulting in a bathtub that is 100% solid surface all the way through, with zero hollow or unfilled areas. The perfectly developed HydroLuxe SS™ blend brings even more durability to the Hydro Systems standard.
- **THERMAL AIR SYSTEM:** Thermal Air bathtubs are an air injector system, equipped with a 1 H.P. variable speed 600 watt blower, a smart purge system and ozone purification.
- **HYDROZONE:** Your very own water sanitizing and cleansing system included on all Designer Thermal Air, Whirlpool, and Combo Systems.
- **WHIRLPOOL JETS:** Six, eight, or ten fully adjustable PVC jets.
- **SILENT AIR INDUCTION**
- **JET TRIM:** Color matched trim standard on all PVC systems.
- **PIPE:** Rigid Schedule 40 thermally formed PVC pipe, allowing for proper drainage after use, which helps to prevent any mold from building up.
- **PUMP:** 2.25 H.P. 110 volt pump with plug-in cord.
- **EASY INSTALLATION:** Integral Tub E-Z Level platform with pump installed.  
*(Pump installed, standard pump and jet locations only)*
- **NOISE CONTROL:** Sound damping motor pad.
- **CONTROL PANEL:** Hydro "Soft Touch" electronic control panel.
- **WASTE & OVERFLOW:** Color or metallic finish cable waste and overflow included on all drop-in STON bathtubs (polished chrome is default). Add \$609 for all gold finishes. PVC comes standard; please specify if ABS is required.
- **TIP TOE DRAIN:** Color or metallic finish half or fully exposed tip toe drain included on all freestanding STON bathtubs (polished chrome is default). Add \$ 63 for group 2 upgrade finishes. Call for pricing on all gold finishes.
- **PACKAGING:** All bathtubs are packaged in wood crates or sturdy cardboard boxes for shipping.



# OPTIONS & ACCESSORIES

## COLORS *Additional lead time is required for premium colors*

### HYDROLUXE SS™ BATHTUB COLORS

**Standard Colors:** Almond | White | Biscuit Included

**Premium Colors:** \$ 2,167

Black | Blue | Carbon | Gray | Espresso | Lime Green

Olive | Pink | Red | Royal Blue | Sky Blue | Violet | Yellow

*Custom colors available. Please check with Hydro Systems.*

**Dual Color Option** (freestanding only) \$ 2,167

### FINISH

**Matte Finish** | STON.MAT NO CHARGE UPGRADE

**Polished Finish** | STON.POL NO CHARGE UPGRADE

**Matte Gloss Combination** | STON.TWOTONE \$ 352

(Please specify finish on all orders)

### SURFACES (outside only)

**Metallic:** Polished Nickel [PN] \$ 17,593

MODEL/METAL/COLOR (XXX.XXX.XXX)

## BACK MASSEUSE SYSTEMS

**System II** - Electronic Control (Whirlpool or Combo)

BAC.MA2-XXX \$ 1,553

**System III** - Electronic Control (Thermal Air) \$ 2,457

BAC.MA3-XXX

## CLAW FOOT UPGRADE *Available on Annete or Andre only*

Group 1 - BN, SN, PN, ORB \$ 1,139

**EXPORT CRATE** | FRT.EXPCRT NET \$ 145

**FREIGHT** (to distributor) NET \$ 200

Jobsite Delivery NET \$ 100

Lift Gate NET \$ 75

## GRAB BARS (Pair)

**Standard Grab Bars** | GRA.BAR-XXX

Group 1 - PC or PB \$ 469

Group 2 - AB, BB, SB, BC, PN, SN, BN \$ 609

Group 3 - PG, BG, SG \$ 827

**Universal Grab Bars** | UGB-XXX

Group 1 - PC or PB \$ 503

Group 2 - AB, BB, SB, BC, PN, SN, BN \$ 648

Group 3 - PG, BG, SG \$ 849

**HYDRO COAT** | HYC.COA \$ 324

## HYDRO EXPRESS

69.104-HYD.EXP NET \$ 145

Freestanding Collection NET \$ 263

Move your order up the front of the line to get it manufactured quicker. Does not change ship time. *Please contact Hydro Systems for lead times on Hydro Express. Hydro Systems must receive your order prior to 10:00 a.m. (PST). Order must be marked "Hydro Express." Hydro Express can only accept a fixed number of express orders every day. Hydro Express does not reflect delivery time. Hydro Expresses are non-cancellable.*

## HYDRO FUSION

Recirculating heater that will maintain bathing water temperature. *Not available on freestanding models.*

Hydro Fusion (Tub Only) | 29.102 \$ 849

Hydro Fusion with Ozone (Tub Only) | 29.103 \$ 1,151

Hydro Fusion (TA, Whirlpool, Combo) | 29.107 \$ 1,285

**HYDRO INDULGE** | HYD.IND \$ 3,005

Infuses water with millions of oxygen rich microbubbles. Helps with many skin conditions. *Not available on freestanding models.*

## HYDROZONE UV COMBO SYSTEM | OZUV.XXX

*Only for whirlpool and combo systems.*

110 V | OZUV.110 \$ 994 220 V | OZUV.220 \$ 994

## INLINE HEATER

*Whirlpool and Combo Systems only. No dedicated GFI required for 6 amp models.*

12.50 Amps 1.5 KW - 110V | 27.100 \$ 693

6.25 Amps 1.5 KW - 220V | 27.101 \$ 748

6.00 Amps 0.75 KW | 27.103 \$ 620

## ISLAND TUB DRAIN | ITD.XXX

Helps reduce installation time on all freestanding tubs.

ABS, PVC | ITD.ABS | ITD.PVC \$ 363

Cast Iron | ITD.CST \$ 441

## JETS

Installed per jet price for extra jets added to standard system price. All metallic finishes come with colored eyeball.

*Please note that a maximum of 4 Jumbo Jets is recommended, to avoid loss of water pressure.*

**Additional Jumbo or Rotating Jet** (JET.JJ-XX | JET.JR-XX)

Color Trim \$ 212

Group 1 - PC or PB \$ 246

Group 2 - AB, BB, MB, SB, BC, SC, BN, PN, SN \$ 290

Group 3 - PG, BG, SG \$ 335

**Additional Standard or Swirling Jet** (JET.STD-XX | JET.SWI-XX)

Color Trim \$ 201

Group 1 - PC or PB \$ 235

Group 2 - AB, BB, MB, SB, BC, SC, BN, PN, SN \$ 285

Group 3 - PG, BG, SG \$ 324

**Jumbo Jet Upgrade** | JUP.JJ-XX \$ 106

**Rotating Jet Upgrade** | JUP.JR-XX \$ 106

**Swirling Jet Upgrade** | JUP.SWI-XX \$ 67

(Per jet substitution price added to standard system price)

**Micro Therapy Jet** | MTJ.XXX \$ 190

BIS, BLA, BON, SIL, WHI

**Custom Jet Locations** | 69.116-CUS.JET No Charge  
(Must include drawing of locations)

# OPTIONS & ACCESSORIES

## JET PLATING FOR PVC WHIRLPOOL SYSTEMS

Clear / Brass / Chrome. Trim kit covers jet escutcheons, suction, and electronic soft touch pad. *Per jet substitution price added to standard system price. All metallic finishes come with colored eyeball.*

### Group 1 | PC or PB

6 Jets   PLA.06-XX	\$ 380
8 Jets   PLA.08-XX	\$ 486
10 Jets   PLA.10-XX	\$ 514

### Group 2 | AB, BB, MB, SB, BC, SC, BN, PN, SN

6 Jets	\$ 704
8 Jets	\$ 949
10 Jets	\$1,095

### Group 3 | PG, BG

6 Jets	\$ 933
8 Jets	\$1,190
10 Jets	\$1,329

## LED TEMP. READOUT KEYPAD | LED.UPG \$ 531

Upgrade only, must have a keypad controlled system to purchase.

## LIGHTING

### LED Bath Light Chromotherapy System | LIG.LED \$ 704

## LOW WATER PROTECTION (Includes 30 minute timer)

110V   LOW.WAT-110	\$ 363
220V   LOW.WAT-220	\$ 391

## MICRO MOUNT | 69.140MCREDG \$ 134

The micro mount reduces the standard edge profile of the tub to a nominal 1/2". Not available on tub models with edge detail.

## NECK MASSEUSE JET PILLOW | PIL.NEC-XX \$ 726

Available in black, bone and white. Not available on all models.

## PADDED HEADREST PILLOW | 41.128 (Black only) \$ 145

## PUMPS

### Custom Pump Locations | 69.116-CUS.PMP No Charge (Drawing of pump locations is required)

### Pump Upgrades | PMP.UP \$ 307 110V to 220V on 2.25 H.P. only

## REMOTE CONTROL | REM.CON \$ 648

Available on most packages. It allows universal programming for other components. Remote control replaces keypad.

## SKIRTS Additional lead time required. Check with factory.

### Molded Skirt Panels (specify which sides on worksheet).

Added to any rectangular tub without an edge detail.

"Seamed" skirt will have a seam between skirt and tub.

"Seamless" will not have a seam between the skirt and tub.

These skirts WILL NOT provide pump/blower access.

**REMINDER - Make sure to order a molded flange, if necessary.**

### Seamed

1 sided   See Zen Skirt	\$ 719
2 sided   SKI.SMD-2	\$ 2,379
3 sided   SKI.SMD-3	\$ 3,128
4 sided   SKI.SMD-4	\$ 4,010

### Seamless

1 sided   SKI.SML-1	\$ 2,106
2 sided   SKI.SML-2	\$ 3,184
3 sided   SKI.SML-3	\$ 4,267
4 sided   SKI.SML-4	\$ 5,356

### Premium Colors (additional price and lead time) \$ 1,240

## TILE FLANGES | FLA.MO-X \$ 212

Must be specified at time of order (1, 2, 3, or 4 Sided). *Not available on all models. Flanges are made of galvanized metal*

## TOWER | TOW-XX

Tower can be added to any of our freestanding models, allowing you to use traditional Roman faucets.

*Must be ordered with tub to ensure proper fit.*

18" or 24"	\$ 1,296	25" - 30"	\$ 1,296
31" - 36"	\$ 1,419	37" - 42"	\$ 1,541
43" - 48"	\$ 1,664	49" - 54"	\$ 1,787
55" - 60"	\$ 1,910	Access Panel	\$ 400

## WASTE & OVERFLOW

### Cable W/O | WOV.XX No Charge (WHI, BIS, BB, BC, BN, MB, ORB, PB, PC, PE, PN, SB, SC, SN)

### Cable W/O - Gold Finish Upgrade (PG, BG) \$ 648

### Integral W/O (Std. round) | IWO.XX \$ 363

Waste and overflow manufactured as part of the bath.

Comes standard as a round overflow cover.

Drain will be a tip-toe style and drain outlet will be a direct drain.

### Linear Integral W/O | LWO-XXX \$ 363

Waste and overflow manufactured as part of the bath.

Drain will be a tip-toe style and drain outlet will be a direct drain.

### Solid Brass Upgrade | SBR.UP NET \$ 112

## FREESTANDING WASTE & OVERFLOWS

### Half Exposed Tip Toe | HWTT.XX

Group 1 (PC, PB)	Included
Group 2 (PN, SN, BN, ORB, WHI, BIS, MB)	Upcharge \$ 67
HWTT.PG / HWTT.BG	Call for pricing

### Fully Exposed Tip Toe | WTT.XX

Group 1 (PC, PB)	Included
Group 2 (PN, SN, BN, ORB, WHI, BIS, MB)	Upcharge \$ 67
WTT.PG / WTT.BG	Call for pricing



# AMBER

66"L x 38"W x 23"D

74"L x 45"W x 21"D

Includes armrests



## MODEL / PRICING

AMB6638STO	Tub Only	\$ 3,581
AMB6638SWP	Whirlpool (6)	\$ 6,536
AMB6638STA	Thermal Air	\$ 6,799
AMB6638SCO	Combo System	\$ 8,514

AMB7445STO	Tub Only	\$ 3,844
AMB7445SWP	Whirlpool (8)	\$ 7,131
AMB7445STA	Thermal Air	\$ 7,394
AMB7445SCO	Combo System	\$ 9,103

## COLORS *Additional lead time is required for premium colors*

### HYDROLUXE SS™ BATHTUB COLORS

**Standard Colors:** Almond | White | Biscuit Included

**Premium Colors:** \$ 2,167

Black | Blue | Carbon | Gray | Espresso | Lime Green

Olive | Pink | Red | Royal Blue | Sky Blue | Violet | Yellow

**Dual Color Option:** \$ 2,167

### FINISH

**Matte Finish** | STON.MAT NO CHARGE UPGRADE

**Polished Finish** | STON.POL NO CHARGE UPGRADE

**Matte Gloss Combination** | STON.TWOTONE \$ 352

(Please specify finish on all orders)

### SURFACES (outside only)

**Metallic:** Polished Nickel [PN] \$ 17,593

MODEL/METAL/COLOR (XXX.XXX.XXX)

## BACK MASSEUSE SYSTEMS

**System II** - Electronic Control (WP/CO) | BAC.MA2-XXX \$ 1,553

**System III** - Electronic Control (TA) | BAC.MA3-XXX \$ 2,457

**EXPORT CRATE** | FRT.EXPCRT NET \$ 145

## GRAB BARS (Pair) *Additional finishes on page 120*

**Standard Grab Bars** | GRA.BAR-XXX (Group 1 - PC or PB) \$ 469

**Universal Grab Bars** | UGB-XXX (Group 1 - PC or PB) \$ 503

**HYDRO COAT** | HYC.COA \$ 324

## HYDRO EXPRESS

69.104-HYD.EXP NET \$ 145

## HYDRO FUSION

Hydro Fusion (Tub Only) | 29.102 \$ 849

Hydro Fusion with Ozone (Tub Only) | 29.103 \$ 1,151

Hydro Fusion (TA, Whirlpool, Combo) | 29.107 \$ 1,285

**HYDRO INDULGE** | HYD.IND \$ 3,005

## HYDROZONE UV COMBO SYSTEM | OZUV.XXX

Whirlpool and Combo Systems only

110 V | OZUV.110 \$ 994

220 V | OZUV.220 \$ 994

## INLINE HEATER *Whirlpool and Combo Systems only*

*No dedicated GFI required for 6 amp models.*

12.50 Amps 1.5 KW - 110V | 27.100 \$ 693

6.25 Amps 1.5 KW - 220V | 27.101 \$ 748

6.00 Amps 0.75 KW | 27.103 \$ 620

## JETS *Additional finishes on page 120*

**Additional Jumbo or Rotating Jet** (JET.JJ-XX | JET.JR-XX)

Group 1 - PC or PB \$ 246

**Additional Standard or Swirling Jet** (JET.STD-XX | JET.SWI-XX)

Group 1 - PC or PB \$ 235

**Jumbo Jet Upgrade** | JUP.JJ-XX \$ 106

**Rotating Jet Upgrade** | JUP.JR-XX \$ 106

**Swirling Jet Upgrade** | JUP.SWI-XX \$ 67

**Micro Therapy Jet** | MTJ.XXX (BIS, BLA, BON, SIL, WHI) \$ 190

**Custom Jet Locations** | 69.116-CUS.JET No Charge

(Must include drawing of locations)

## JET PLATING *For jet plating options go to page 121*

**LIGHTING** LED Bath Light Chromotherapy System | LIG.LED \$ 704

## LOW WATER PROTECTION (Includes 30 minute timer)

110V | LOW.WAT-110 \$ 363

220V | LOW.WAT-220 \$ 391

**MICRO MOUNT** | 69.140MCREDG \$ 134

**NECK MASSEUSE JET PILLOW** | PIL.NEC-XX \$ 726

Available in black, bone and white.

**PADDED HEADREST PILLOW** | 41.128 (Black only) \$ 145

## PUMPS

**Custom Pump Locations** | 69.116-CUS.PMP No Charge

**Pump Upgrades** | PMP.UP (110V to 220V on 2.25 H.P. only) \$ 307

**REMOTE CONTROL** | REM.CON \$ 648

*Must have thermal air system to purchase*

**UNDERMOUNT** | UNDRMT No Charge

## WASTE & OVERFLOW *For finishes go to page 121*

**Cable W/O** | WOV.XX No Charge

**Integral W/O** (Std. round) | IWO.XX \$ 363

**Linear Integral W/O** | LWO-XXX \$ 363

# ANDREA

72"L x 38"W x 21-24"D - center drain  
(PC or WHI feet included, specify finish)  
Fully Exposed W/O Included (please specify finish)



## MODEL / PRICING

AND7238STO Tub Only \$ 6,085

### COLORS *Additional lead time is required for premium colors*

#### HYDROLUXE SS™ BATHTUB COLORS

**Standard Colors:** Almond | White | Biscuit Included

**Premium Colors:** \$ 2,167

Black | Blue | Carbon | Gray | Espresso | Lime Green

Olive | Pink | Red | Royal Blue | Sky Blue | Violet | Yellow

**Dual Color Option:** \$ 2,167

#### FINISH

**Matte Finish** | STON.MAT NO CHARGE UPGRADE

**Polished Finish** | STON.POL NO CHARGE UPGRADE

**Matte Gloss Combination** | STON.TWOTONE \$ 352

(Please specify finish on all orders)

#### SURFACES (outside only)

**Metallic:** Polished Nickel [PN] \$ 17,593

MODEL/METAL/COLOR (XXX.XXX.XXX)

### CLAW FOOT UPGRADE *Available on Annete or Andre only*

Group 1 - BN, SN, PN, ORB \$ 1,139

**PADDED HEADREST PILLOW** | 41.128 (Black only) \$ 145

### WASTE & OVERFLOW

**Fully Exposed Tip Toe** | WTT.XX

Group 1 (PC, PB)

Group 2 (PN, SN, BN, ORB, WHI, BIS, MB)

WTT.PG / WTT.BG

Included

Upcharge \$ 67

Call for pricing

# ANNETTE

65"L x 36"W x 21-24"D - end drain (sloped deck)

65"L x 36"W x 21"D - end drain (flat deck)

(PC or WHI feet included, specify finish)

Fully Exposed W/O Included (please specify finish)



## MODEL / PRICING

ANN6536STOS Tub Only \$ 5,791  
\*Sloped Deck

ANN6536STOF Tub Only \$ 5,791  
\*Flat Deck

### COLORS *Additional lead time is required for premium colors*

#### HYDROLUXE SS™ BATHTUB COLORS

**Standard Colors:** Almond | White | Biscuit Included

**Premium Colors:** \$ 2,167

Black | Blue | Carbon | Gray | Espresso | Lime Green

Olive | Pink | Red | Royal Blue | Sky Blue | Violet | Yellow

**Dual Color Option:** \$ 2,167

#### FINISH

**Matte Finish** | STON.MAT NO CHARGE UPGRADE

**Polished Finish** | STON.POL NO CHARGE UPGRADE

**Matte Gloss Combination** | STON.TWOTONE \$ 352

(Please specify finish on all orders)

#### SURFACES (outside only)

**Metallic:** Polished Nickel [PN] \$ 17,593

MODEL/METAL/COLOR (XXX.XXX.XXX)

### CLAW FOOT UPGRADE *Available on Annete or Andre only*

Group 1 - BN, SN, PN, ORB \$ 1,139

### WASTE & OVERFLOW

**Fully Exposed Tip Toe** | WTT.XX

Group 1 (PC, PB)

Group 2 (PN, SN, BN, ORB, WHI, BIS, MB)

WTT.PG / WTT.BG

Included

Upcharge \$ 67

Call for pricing

## CARRERA

60"L x 32"W x 23"D

66"L x 34"W x 23"D

72"L x 36"W x 23"D



## MODEL / PRICING

CAR6032STO	Tub Only	\$ 3,318	CAR6634STO	Tub Only	\$ 3,450	CAR7236STO	Tub Only	\$ 3,581
CAR6032SWP	Whirlpool (6)	\$ 6,273	CAR6634SWP	Whirlpool (6)	\$ 6,405	CAR7236SWP	Whirlpool (8)	\$ 6,868
CAR6032STA	Thermal Air	\$ 6,361	CAR6634STA	Thermal Air	\$ 6,536	CAR7236STA	Thermal Air	\$ 7,131
CAR6032SCO	Combo System	\$ 8,245	CAR6634SCO	Combo System	\$ 8,377	CAR7236SCO	Combo System	\$ 8,840

COLORS *Additional lead time is required for premium colors*

## HYDROLUXE SS™ BATHTUB COLORS

Standard Colors: Almond | White | Biscuit Included

Premium Colors: \$ 2,167

Black | Blue | Carbon | Gray | Espresso | Lime Green

Olive | Pink | Red | Royal Blue | Sky Blue | Violet | Yellow

Custom colors available. Please check with Hydro Systems.

Matte Finish | STON.MAT NO CHARGE UPGRADE

## BACK MASSEUSE SYSTEMS

System II - Electronic Control (WP/CO) | BAC.MA2-XXX \$ 1,553

System III - Electronic Control (TA) | BAC.MA3-XXX \$ 2,457

EXPORT CRATE | FRT.EXPCRT NET \$ 145

GRAB BARS (Pair) *Additional finishes on page 120*

Standard Grab Bars | GRA.BAR-XXX (Group 1 - PC or PB) \$ 469

Universal Grab Bars | UGB-XXX (Group 1 - PC or PB) \$ 503

HYDRO COAT | HYC.COA \$ 324

## HYDRO EXPRESS

69.104-HYD.EXP NET \$ 145

## HYDRO FUSION

Hydro Fusion (Tub Only) | 29.102 \$ 849

Hydro Fusion with Ozone (Tub Only) | 29.103 \$ 1,151

Hydro Fusion (TA, Whirlpool, Combo) | 29.107 \$ 1,285

HYDRO INDULGE | HYD.IND \$ 3,005

## HYDROZONE UV COMBO SYSTEM | OZUV.XXX

Whirlpool and Combo Systems only

110 V | OZUV.110 \$ 994

220 V | OZUV.220 \$ 994

INLINE HEATER *Whirlpool and Combo Systems only*

No dedicated GFI required for 6 amp models.

12.50 Amps 1.5 KW - 110V | 27.100 \$ 693

6.25 Amps 1.5 KW - 220V | 27.101 \$ 748

6.00 Amps 0.75 KW | 27.103 \$ 620

JETS *Additional finishes on page 120*

Additional Jumbo or Rotating Jet (JET.JJ-XX | JET.JR-XX)

Group 1 - PC or PB \$ 246

Additional Standard or Swirling Jet (JET.STD-XX | JET.SWI-XX)

Group 1 - PC or PB \$ 235

Jumbo Jet Upgrade | JUP.JJ-XX \$ 106

Rotating Jet Upgrade | JUP.JR-XX \$ 106

Swirling Jet Upgrade | JUP.SWI-XX \$ 67

Micro Therapy Jet | MTJ.XXX (BIS, BLA, BON, SIL, WHI) \$ 190

Custom Jet Locations | 69.116-CUS.JET No Charge

(Must include drawing of locations)

JET PLATING *For jet plating options go to page 121*

LIGHTING LED Bath Light Chromotherapy System | LIG.LED \$ 704

## LOW WATER PROTECTION (Includes 30 minute timer)

110V | LOW.WAT-110 \$ 363

220V | LOW.WAT-220 \$ 391

MICRO MOUNT | 69.140MCREDG \$ 134

NECK MASSEUSE JET PILLOW | PIL.NEC-XX \$ 726

Available in black, bone and white.

PADDED HEADREST PILLOW | 41.128 (Black only) \$ 145

## PUMPS

Custom Pump Locations | 69.116-CUS.PMP No Charge

Pump Upgrades | PMP.UP (110V to 220V on 2.25 H.P. only) \$ 307

REMOTE CONTROL | REM.CON \$ 648

Must have thermal air system to purchase

SKIRTS *For skirt options go to page 121*

TILE FLANGES | FLA.MO-X \$ 212

UNDERMOUNT | UNDRMT No Charge

WASTE & OVERFLOW *For finishes go to page 121*

Cable W/O | WOV.XX No Charge

Integral W/O (Std. round) | IWO.XX \$ 363

Linear Integral W/O | LWO-XXX \$ 363

# CITRINE

60"L x 32"W x 21"D

Includes Lumbar Support

Specify LH or RH drain

(Add LH or RH to end of model code)



## MODEL / PRICING

CIT6032STO	Tub Only	\$ 4,570
CIT6032SWP	Whirlpool (6)	\$ 7,525

CIT6032STA	Thermal Air	\$ 7,788
CIT6032SCO	Combo System	\$ 9,497

## COLORS *Additional lead time is required for premium colors*

### HYDROLUXE SS™ BATHTUB COLORS

**Standard Colors:** Almond | White | Biscuit Included

**Premium Colors:** \$ 2,167

Black | Blue | Carbon | Gray | Espresso | Lime Green  
Olive | Pink | Red | Royal Blue | Sky Blue | Violet | Yellow  
*Custom colors available. Please check with Hydro Systems.*

**Matte Finish** | STON.MAT NO CHARGE UPGRADE

## BACK MASSEUSE SYSTEMS

**System II** - Electronic Control (WP/CO) | BAC.MA2-XXX \$ 1,553

**System III** - Electronic Control (TA) | BAC.MA3-XXX \$ 2,457

**EXPORT CRATE** | FRT.EXPCRT NET \$ 145

## GRAB BARS (Pair) *Additional finishes on page 120*

**Standard Grab Bars** | GRA.BAR-XXX (Group 1 - PC or PB) \$ 469

**Universal Grab Bars** | UGB-XXX (Group 1 - PC or PB) \$ 503

**HYDRO COAT** | HYC.COA \$ 324

## HYDRO EXPRESS

69.104-HYD.EXP NET \$ 145

## HYDRO FUSION

Hydro Fusion (Tub Only) | 29.102 \$ 849

Hydro Fusion with Ozone (Tub Only) | 29.103 \$ 1,151

Hydro Fusion (TA, Whirlpool, Combo) | 29.107 \$ 1,285

**HYDRO INDULGE** | HYD.IND \$ 3,005

## HYDROZONE UV COMBO SYSTEM | OZUV.XXX

Whirlpool and Combo Systems only

110 V | OZUV.110 \$ 994

220 V | OZUV.220 \$ 994

## INLINE HEATER *Whirlpool and Combo Systems only*

*No dedicated GFI required for 6 amp models.*

12.50 Amps 1.5 KW - 110V | 27.100 \$ 693

6.25 Amps 1.5 KW - 220V | 27.101 \$ 748

6.00 Amps 0.75 KW | 27.103 \$ 620

## JETS *Additional finishes on page 120*

**Additional Jumbo or Rotating Jet** (JET.JJ-XX | JET.JR-XX)

Group 1 - PC or PB \$ 246

**Additional Standard or Swirling Jet** (JET.STD-XX | JET.SWI-XX)

Group 1 - PC or PB \$ 235

**Jumbo Jet Upgrade** | JUP.JJ-XX \$ 106

**Rotating Jet Upgrade** | JUP.JR-XX \$ 106

**Swirling Jet Upgrade** | JUP.SWI-XX \$ 67

**Micro Therapy Jet** | MTJ.XXX (BIS, BLA, BON, SIL, WHI) \$ 190

**Custom Jet Locations** | 69.116-CUS.JET No Charge

*(Must include drawing of locations)*

## JET PLATING *For jet plating options go to page 121*

**LIGHTING** LED Bath Light Chromotherapy System | LIG.LED \$ 704

## LOW WATER PROTECTION (Includes 30 minute timer)

110V | LOW.WAT-110 \$ 363

220V | LOW.WAT-220 \$ 391

**NECK MASSEUSE JET PILLOW** | PIL.NEC-XX \$ 726

Available in black, bone and white.

**PADDED HEADREST PILLOW** | 41.128 (Black only) \$ 145

## PUMPS

**Custom Pump Locations** | 69.116-CUS.PMP No Charge

**Pump Upgrades** | PMP.UP (110V to 220V on 2.25 H.P. only) \$ 307

**REMOTE CONTROL** | REM.CON \$ 648

*Must have thermal air system to purchase*

## WASTE & OVERFLOW *For finishes go to page 121*

**Cable W/O** | WOV.XX No Charge

**Integral W/O** (Std. round) | IWO.XX \$ 363

**Linear Integral W/O** | LWO-XXX \$ 363

# COAL

60"L x 32"W x 23"D

66"L x 32"W x 23"D



## MODEL / PRICING

COA6032STO	Tub Only	\$ 3,318
COA6032SWP	Whirlpool (6)	\$ 6,273
COA6032STA	Thermal Air	\$ 6,536
COA6032SCO	Combo System	\$ 8,245

COA6632STO	Tub Only	\$ 3,450
COA6632SWP	Whirlpool (6)	\$ 6,405
COA6632STA	Thermal Air	\$ 6,668
COA6632SCO	Combo System	\$ 8,377

## COLORS *Additional lead time is required for premium colors*

### HYDROLUXE SS™ BATHTUB COLORS

**Standard Colors:** Almond | White | Biscuit Included

**Premium Colors:** \$ 2,167

Black | Blue | Carbon | Gray | Espresso | Lime Green  
Olive | Pink | Red | Royal Blue | Sky Blue | Violet | Yellow

*Custom colors available. Please check with Hydro Systems.*

**Matte Finish** | STON.MAT NO CHARGE UPGRADE

## BACK MASSEUSE SYSTEMS

**System II** - Electronic Control (WP/CO) | BAC.MA2-XXX \$ 1,553

**System III** - Electronic Control (TA) | BAC.MA3-XXX \$ 2,457

**EXPORT CRATE** | FRT.EXPCRT NET \$ 145

## GRAB BARS (Pair) *Additional finishes on page 120*

**Standard Grab Bars** | GRA.BAR-XXX (Group 1 - PC or PB) \$ 469

**Universal Grab Bars** | UGB-XXX (Group 1 - PC or PB) \$ 503

**HYDRO COAT** | HYC.COA \$ 324

## HYDRO EXPRESS

69.104-HYD.EXP NET \$ 145

## HYDRO FUSION

Hydro Fusion (Tub Only) | 29.102 \$ 849

Hydro Fusion with Ozone (Tub Only) | 29.103 \$ 1,151

Hydro Fusion (TA, Whirlpool, Combo) | 29.107 \$ 1,285

**HYDRO INDULGE** | HYD.IND \$ 3,005

## HYDROZONE UV COMBO SYSTEM | OZUV.XXX

Whirlpool and Combo Systems only

110 V | OZUV.110 \$ 994

220 V | OZUV.220 \$ 994

## INLINE HEATER *Whirlpool and Combo Systems only*

*No dedicated GFI required for 6 amp models.*

12.50 Amps 1.5 KW - 110V | 27.100 \$ 693

6.25 Amps 1.5 KW - 220V | 27.101 \$ 748

6.00 Amps 0.75 KW | 27.103 \$ 620

## JETS *Additional finishes on page 120*

**Additional Jumbo or Rotating Jet** (JET.JJ-XX | JET.JR-XX)

Group 1 - PC or PB \$ 246

**Additional Standard or Swirling Jet** (JET.STD-XX | JET.SWI-XX)

Group 1 - PC or PB \$ 235

**Jumbo Jet Upgrade** | JUP.JJ-XX \$ 106

**Rotating Jet Upgrade** | JUP.JR-XX \$ 106

**Swirling Jet Upgrade** | JUP.SWI-XX \$ 67

**Micro Therapy Jet** | MTJ.XXX (BIS, BLA, BON, SIL, WHI) \$ 190

**Custom Jet Locations** | 69.116-CUS.JET No Charge

*(Must include drawing of locations)*

## JET PLATING *For jet plating options go to page 121*

**LIGHTING** LED Bath Light Chromotherapy System | LIG.LED \$ 704

## LOW WATER PROTECTION (Includes 30 minute timer)

110V | LOW.WAT-110 \$ 363

220V | LOW.WAT-220 \$ 391

**MICRO MOUNT** | 69.140MCREDG \$ 134

**NECK MASSEUSE JET PILLOW** | PIL.NEC-XX \$ 726

*Available in black, bone and white.*

**PADDED HEADREST PILLOW** | 41.128 (Black only) \$ 145

## PUMPS

**Custom Pump Locations** | 69.116-CUS.PMP No Charge

**Pump Upgrades** | PMP.UP (110V to 220V on 2.25 H.P. only) \$ 307

**REMOTE CONTROL** | REM.CON \$ 648

*Must have thermal air system to purchase*

## SKIRTS *For skirt options go to page 121*

**TILE FLANGES** | FLA.MO-X \$ 212

**UNDERMOUNT** | UNDRMT No Charge

## WASTE & OVERFLOW *For finishes go to page 121*

**Cable W/O** | WO.V.XX No Charge

**Integral W/O** (Std. round) | IWO.XX \$ 363

**Linear Integral W/O** | LWO-XXX \$ 363

# CORAL

72" Diameter x 23"D | Center Drain (shown)



## MODEL / PRICING

COR7223STO	Tub Only	\$ 4,363
COR7223SWP	Whirlpool (8)	\$ 7,434

COR7223STA	Thermal Air	\$ 7,911
COR7223SCO	Combo System	\$ 9,555

## COLORS *Additional lead time is required for premium colors*

### HYDROLUXE SS™ BATHTUB COLORS

**Standard Colors:** Almond | White | Biscuit Included

**Premium Colors:** \$ 2,167

Black | Blue | Carbon | Gray | Espresso | Lime Green

Olive | Pink | Red | Royal Blue | Sky Blue | Violet | Yellow

*Custom colors available. Please check with Hydro Systems.*

**Matte Finish** | STON.MAT NO CHARGE UPGRADE

## BACK MASSEUSE SYSTEMS

**System II** - Electronic Control (WP/CO) | BAC.MA2-XXX \$ 1,553

**System III** - Electronic Control (TA) | BAC.MA3-XXX \$ 2,457

**EXPORT CRATE** | FRT.EXPCRT NET \$ 145

## GRAB BARS (Pair) *Additional finishes on page 120*

**Standard Grab Bars** | GRA.BAR-XXX (Group 1 - PC or PB) \$ 469

**Universal Grab Bars** | UGB-XXX (Group 1 - PC or PB) \$ 503

**HYDRO COAT** | HYC.COA \$ 324

## HYDRO EXPRESS

69.104-HYD.EXP NET \$ 145

## HYDRO FUSION

Hydro Fusion (Tub Only) | 29.102 \$ 849

Hydro Fusion with Ozone (Tub Only) | 29.103 \$ 1,151

Hydro Fusion (TA, Whirlpool, Combo) | 29.107 \$ 1,285

**HYDRO INDULGE** | HYD.IND \$ 3,005

## HYDROZONE UV COMBO SYSTEM | OZUV.XXX

Whirlpool and Combo Systems only

110 V | OZUV.110 \$ 994

220 V | OZUV.220 \$ 994

## INLINE HEATER *Whirlpool and Combo Systems only*

*No dedicated GFI required for 6 amp models.*

12.50 Amps 1.5 KW - 110V | 27.100 \$ 693

6.25 Amps 1.5 KW - 220V | 27.101 \$ 748

6.00 Amps 0.75 KW | 27.103 \$ 620

## JETS *Additional finishes on page 120*

**Additional Jumbo or Rotating Jet** (JET.JJ-XX | JET.JR-XX)

Group 1 - PC or PB \$ 246

**Additional Standard or Swirling Jet** (JET.STD-XX | JET.SWI-XX)

Group 1 - PC or PB \$ 235

**Jumbo Jet Upgrade** | JUP.JJ-XX \$ 106

**Rotating Jet Upgrade** | JUP.JR-XX \$ 106

**Swirling Jet Upgrade** | JUP.SWI-XX \$ 67

**Micro Therapy Jet** | MTJ.XXX (BIS, BLA, BON, SIL, WHI) \$ 190

**Custom Jet Locations** | 69.116-CUS.JET No Charge

*(Must include drawing of locations)*

## JET PLATING *For jet plating options go to page 121*

**LIGHTING** LED Bath Light Chromatherapy System | LIG.LED \$ 704

## LOW WATER PROTECTION (Includes 30 minute timer)

110V | LOW.WAT-110 \$ 363

220V | LOW.WAT-220 \$ 391

**MICRO MOUNT** | 69.140MCREDG \$ 134

**NECK MASSEUSE JET PILLOW** | PIL.NEC-XX \$ 726

Available in black, bone and white.

**PADDED HEADREST PILLOW** | 41.128 (Black only) \$ 145

## PUMPS

**Custom Pump Locations** | 69.116-CUS.PMP No Charge

**Pump Upgrades** | PMP.UP (110V to 220V on 2.25 H.P. only) \$ 307

**REMOTE CONTROL** | REM.CON \$ 648

*Must have thermal air system to purchase*

**UNDERMOUNT** | UNDRMT No Charge

## WASTE & OVERFLOW *For finishes go to page 121*

**Cable W/O** | WOV.XX No Charge

**Integral W/O** (Std. round) | IWO.XX \$ 363

**Linear Integral W/O** | LWO-XXX \$ 363



# CORAZON

66"L x 45"W x 19"D

74"L x 44"W x 19"D

74"L x 45"W x 21"D



## MODEL / PRICING

COR6645STO Tub Only	\$ 3,450	COR7444STO Tub Only	\$ 3,581	COR7445STO Tub Only	\$ 3,581
COR6645SWP Whirlpool (6)	\$ 6,405	COR7444SWP Whirlpool (8)	\$ 6,868	COR7445SWP Whirlpool (8)	\$ 6,868
COR6645STA Thermal Air	\$ 6,668	COR7444STA Thermal Air	\$ 7,131	COR7445STA Thermal Air	\$ 7,131
COR6645SCO Combo System	\$ 8,377	COR7444SCO Combo System	\$ 8,840	COR7445SCO Combo System	\$ 8,840

## COLORS *Additional lead time is required for premium colors*

### HYDROLUXE SS™ BATHTUB COLORS

**Standard Colors:** Almond | White | Biscuit Included

**Premium Colors:** \$ 2,167

Black | Blue | Carbon | Gray | Espresso | Lime Green

Olive | Pink | Red | Royal Blue | Sky Blue | Violet | Yellow

*Custom colors available. Please check with Hydro Systems.*

**Matte Finish** | STON.MAT NO CHARGE UPGRADE

## BACK MASSEUSE SYSTEMS

**System II** - Electronic Control (WP/CO) | BAC.MA2-XXX \$ 1,553

**System III** - Electronic Control (TA) | BAC.MA3-XXX \$ 2,457

**EXPORT CRATE** | FRT.EXPCRT NET \$ 145

## GRAB BARS (Pair) *Additional finishes on page 120*

**Standard Grab Bars** | GRA.BAR-XXX (Group 1 - PC or PB) \$ 469

**Universal Grab Bars** | UGB-XXX (Group 1 - PC or PB) \$ 503

**HYDRO COAT** | HYC.COA \$ 324

## HYDRO EXPRESS

69.104-HYD.EXP NET \$ 145

## HYDRO FUSION

Hydro Fusion (Tub Only) | 29.102 \$ 849

Hydro Fusion with Ozone (Tub Only) | 29.103 \$ 1,151

Hydro Fusion (TA, Whirlpool, Combo) | 29.107 \$ 1,285

**HYDRO INDULGE** | HYD.IND \$ 3,005

## HYDROZONE UV COMBO SYSTEM | OZUV.XXX

Whirlpool and Combo Systems only

110 V | OZUV.110 \$ 994

220 V | OZUV.220 \$ 994

## INLINE HEATER *Whirlpool and Combo Systems only*

*No dedicated GFI required for 6 amp models.*

12.50 Amps 1.5 KW - 110V | 27.100 \$ 693

6.25 Amps 1.5 KW - 220V | 27.101 \$ 748

6.00 Amps 0.75 KW | 27.103 \$ 620

## JETS *Additional finishes on page 120*

**Additional Jumbo or Rotating Jet** (JET.JJ-XX | JET.JR-XX)

Group 1 - PC or PB \$ 246

**Additional Standard or Swirling Jet** (JET.STD-XX | JET.SWI-XX)

Group 1 - PC or PB \$ 235

**Jumbo Jet Upgrade** | JUP.JJ-XX \$ 106

**Rotating Jet Upgrade** | JUP.JR-XX \$ 106

**Swirling Jet Upgrade** | JUP.SWI-XX \$ 67

**Micro Therapy Jet** | MTJ.XXX (BIS, BLA, BON, SIL, WHI) \$ 190

**Custom Jet Locations** | 69.116-CUS.JET No Charge

*(Must include drawing of locations)*

## JET PLATING *For jet plating options go to page 121*

**LIGHTING** LED Bath Light Chromotherapy System | LIG.LED \$ 704

## LOW WATER PROTECTION (Includes 30 minute timer)

110V | LOW.WAT-110 \$ 363

220V | LOW.WAT-220 \$ 391

**MICRO MOUNT** | 69.140MCREDG \$ 134

**NECK MASSEUSE JET PILLOW** | PIL.NEC-XX \$ 726

Available in black, bone and white.

**PADDED HEADREST PILLOW** | 41.128 (Black only) \$ 145

## PUMPS

**Custom Pump Locations** | 69.116-CUS.PMP No Charge

**Pump Upgrades** | PMP.UP (110V to 220V on 2.25 H.P. only) \$ 307

**REMOTE CONTROL** | REM.CON \$ 648

*Must have thermal air system to purchase*

**UNDERMOUNT** | UNDRMT No Charge

## WASTE & OVERFLOW *For finishes go to page 121*

**Cable W/O** | WO.V.XX No Charge

**Integral W/O** (Std. round) | IWO.XX \$ 363

**Linear Integral W/O** | LWO-XXX \$ 363

# DANIELA

58"L x 30"W x 20"D - end drain

Includes lumbar support

Half Exposed W/O Included (please specify finish)



## MODEL / PRICING

DLA5830STO    Tub Only    \$ 5,365

### COLORS *Additional lead time is required for premium colors*

#### HYDROLUXE SS™ BATHTUB COLORS

**Standard Colors:** Almond | White | Biscuit    Included

**Premium Colors:**    \$ 2,167

Black | Blue | Carbon | Gray | Espresso | Lime Green

Olive | Pink | Red | Royal Blue | Sky Blue | Violet | Yellow

**Dual Color Option:**    \$ 2,167

#### FINISH

**Matte Finish** | STON.MAT    NO CHARGE UPGRADE

**Polished Finish** | STON.POL    NO CHARGE UPGRADE

**Matte Gloss Combination** | STON.TWOTONE    \$ 352

(Please specify finish on all orders)

#### SURFACES (outside only)

**Metallic:** Polished Nickel [PN]    \$ 17,593

MODEL/METAL/COLOR (XXX.XXX.XXX)

**EXPORT CRATE** | FRT.EXPCRT    NET \$ 145

**HYDRO COAT** | HYC.COA    \$ 324

#### HYDRO EXPRESS

69.104-HYD.EXP    NET \$ 263

**PADDED HEADREST PILLOW** | 41.128 (Black only)    \$ 145

#### WASTE & OVERFLOW

**Half Exposed Tip Toe** | HWTT.XX

Group 1 (PC, PB)

Included

Group 2 (PN, SN, BN, ORB, WHI, BIS, MB)

Upcharge \$ 67

HWTT.PG / HWTT.BG

Call for pricing

*Please note: floor must be trenched*

## EMERALD

65"L x 36"W x 22"D

72"L x 42"W x 24"D



## MODEL / PRICING

EME6536STO	Tub Only	\$ 3,450
EME6536SWP	Whirlpool (6)	\$ 6,405
EME6536STA	Thermal Air	\$ 6,668
EME6536SCO	Combo System	\$ 8,377

EME7242STO	Tub Only	\$ 3,581
EME7242SWP	Whirlpool (8)	\$ 6,868
EME7242STA	Thermal Air	\$ 7,131
EME7242SCO	Combo System	\$ 8,828

COLORS *Additional lead time is required for premium colors*

## HYDROLUXE SS™ BATHTUB COLORS

Standard Colors: Almond | White | Biscuit Included

Premium Colors: \$ 2,167

Black | Blue | Carbon | Gray | Espresso | Lime Green

Olive | Pink | Red | Royal Blue | Sky Blue | Violet | Yellow

Custom colors available. Please check with Hydro Systems.

Matte Finish | STON.MAT NO CHARGE UPGRADE

## BACK MASSEUSE SYSTEMS

System II - Electronic Control (WP/CO) | BAC.MA2-XXX \$ 1,553

System III - Electronic Control (TA) | BAC.MA3-XXX \$ 2,457

EXPORT CRATE | FRT.EXPCRT NET \$ 145

GRAB BARS (Pair) *Additional finishes on page 120*

Standard Grab Bars | GRA.BAR-XXX (Group 1 - PC or PB) \$ 469

Universal Grab Bars | UGB-XXX (Group 1 - PC or PB) \$ 503

HYDRO COAT | HYC.COA \$ 324

## HYDRO EXPRESS

69.104-HYD.EXP NET \$ 145

## HYDRO FUSION

Hydro Fusion (Tub Only) | 29.102 \$ 849

Hydro Fusion with Ozone (Tub Only) | 29.103 \$ 1,151

Hydro Fusion (TA, Whirlpool, Combo) | 29.107 \$ 1,285

HYDRO INDULGE | HYD.IND \$ 3,005

## HYDROZONE UV COMBO SYSTEM | OZUV.XXX

Whirlpool and Combo Systems only

110 V | OZUV.110 \$ 994

220 V | OZUV.220 \$ 994

INLINE HEATER *Whirlpool and Combo Systems only*

No dedicated GFI required for 6 amp models.

12.50 Amps 1.5 KW - 110V | 27.100 \$ 693

6.25 Amps 1.5 KW - 220V | 27.101 \$ 748

6.00 Amps 0.75 KW | 27.103 \$ 620

JETS *Additional finishes on page 120*

Additional Jumbo or Rotating Jet (JET.JJ-XX | JET.JR-XX)

Group 1 - PC or PB \$ 246

Additional Standard or Swirling Jet (JET.STD-XX | JET.SWI-XX)

Group 1 - PC or PB \$ 235

Jumbo Jet Upgrade | JUP.JJ-XX \$ 106

Rotating Jet Upgrade | JUP.JR-XX \$ 106

Swirling Jet Upgrade | JUP.SWI-XX \$ 67

Micro Therapy Jet | MTJ.XXX (BIS, BLA, BON, SIL, WHI) \$ 190

Custom Jet Locations | 69.116-CUS.JET No Charge

(Must include drawing of locations)

JET PLATING *For jet plating options go to page 121*

LIGHTING LED Bath Light Chromotherapy System | LIG.LED \$ 704

## LOW WATER PROTECTION (Includes 30 minute timer)

110V | LOW.WAT-110 \$ 363 220V | LOW.WAT-220 \$ 391

MICRO MOUNT | 69.140MCREDDG \$ 134

## MOLDED ARMRESTS

Some molded armrests add an interior detail line to the bathtub

2 Armrests (one pair) | ARM.MOL-2 \$ 145

NECK MASSEUSE JET PILLOW | PIL.NEC-XX \$ 726

Available in black, bone and white.

PADDED HEADREST PILLOW | 41.128 (Black only) \$ 145

## PUMPS

Custom Pump Locations | 69.116-CUS.PMP No Charge

Pump Upgrades | PMP.UP (110V to 220V on 2.25 H.P. only) \$ 307

REMOTE CONTROL | REM.CON \$ 648

Must have thermal air system to purchase

SKIRTS *For skirt options go to page 121*

TILE FLANGES | FLA.MO-X \$ 212

UNDERMOUNT | UNDRMT No Charge

WASTE & OVERFLOW *For finishes go to page 121*

Cable W/O | WOV.XX No Charge

Integral W/O (Std. round) | IWO.XX \$ 363

Linear Integral W/O | LWO-XXX \$ 363

# GARNET

54"L x 28"W x 23"D - center drain  
 58"L x 28"W x 23"D - center drain  
 65"L x 30"W x 23"D - center drain  
 Half Exposed W/O Included (please specify finish)



## MODEL / PRICING

GAR5428STO Tub Only \$ 5,916 | GAR5828STO Tub Only \$ 6,048 | GAR6530STO Tub Only \$ 6,311

### COLORS *Additional lead time is required for premium colors*

#### HYDROLUXE SS™ BATHTUB COLORS

**Standard Colors:** Almond | White | Biscuit Included

**Premium Colors:** \$ 2,167

Black | Blue | Carbon | Gray | Espresso | Lime Green

Olive | Pink | Red | Royal Blue | Sky Blue | Violet | Yellow

**Dual Color Option:** \$ 2,167

#### FINISH

**Matte Finish** | STON.MAT NO CHARGE UPGRADE

**Polished Finish** | STON.POL NO CHARGE UPGRADE

**Matte Gloss Combination** | STON.TWOTONE \$ 352

(Please specify finish on all orders)

#### SURFACES (outside only)

**Metallic:** Polished Nickel [PN] \$ 17,593

MODEL/METAL/COLOR (XXX.XXX.XXX)

**EXPORT CRATE** | FRT.EXPCRT NET \$ 145

**HYDRO COAT** | HYC.COA \$ 324

#### HYDRO EXPRESS

69.104-HYD.EXP NET \$ 263

**PADDED HEADREST PILLOW** | 41.128 (Black only) \$ 145

#### WASTE & OVERFLOW

**Half Exposed Tip Toe** | HWTT.XX

Group 1 (PC, PB)

Included

Group 2 (PN, SN, BN, ORB, WHI, BIS, MB)

Upcharge \$ 67

HWTT.PG / HWTT.BG

Call for pricing

*Please note: floor must be trenched*

# GRANITE

48"L x 30"W x 16"D	60"L x 32"W x 19"D	66"L x 36"W x 19"D
54"L x 31"W x 16"D	60"L x 36"W x 19"D	66"L x 36"W x 22"D
60"L x 30"W x 17"D	60"L x 36"W x 22"D	72"L x 36"W x 19"D



## MODEL / PRICING

GRA4830STO Tub Only	\$ 3,184	GRA6032STO Tub Only	\$ 3,443	GRA6636STO Tub Only	\$ 3,575
GRA4830SWP Whirlpool (6)	\$ 6,142	GRA6032SWP Whirlpool (6)	\$ 6,398	GRA6636SWP Whirlpool (6)	\$ 6,530
GRA4830STA Thermal Air	\$ 6,405	GRA6032STA Thermal Air	\$ 6,787	GRA6636STA Thermal Air	\$ 6,793
GRA4830SCO Combo System	\$ 8,114	GRA6032SCO Combo System	\$ 8,370	GRA6636SCO Combo System	\$ 8,502
GRA5431STO Tub Only	\$ 3,318	GRA6036STO Tub Only	\$ 3,443	GRA6636STOS Tub Only	\$ 3,575
GRA5431SWP Whirlpool (6)	\$ 6,273	GRA6036SWP Whirlpool (6)	\$ 6,398	GRA6636SWPS Whirlpool (6)	\$ 6,530
GRA5431STA Thermal Air	\$ 6,536	GRA6036STA Thermal Air	\$ 6,787	GRA6636STAS Thermal Air	\$ 6,793
GRA5431SCO Combo System	\$ 8,245	GRA6036SCO Combo System	\$ 8,370	GRA6636SCOS Combo System	\$ 8,502
GRA6030STO Tub Only	\$ 3,443	GRA6036STOS Tub Only	\$ 3,443	GRA7236STO Tub Only	\$ 3,700
GRA6030SWP Whirlpool (6)	\$ 6,398	GRA6036SWPS Whirlpool (6)	\$ 6,398	GRA7236SWP Whirlpool (6)	\$ 6,655
GRA6030STA Thermal Air	\$ 6,787	GRA6036STAS Thermal Air	\$ 6,787	GRA7236STA Thermal Air	\$ 6,918
GRA6030SCO Combo System	\$ 8,370	GRA6036SCOS Combo System	\$ 8,370	GRA7236SCO Combo System	\$ 8,627

## COLORS *Additional lead time is required for premium colors*

### HYDROLUXE SS™ BATHTUB COLORS

**Standard Colors:** Almond | White | Biscuit Included

**Premium Colors:** \$ 2,167

Black | Blue | Carbon | Gray | Espresso | Lime Green  
Olive | Pink | Red | Royal Blue | Sky Blue | Violet | Yellow  
*Custom colors available. Please check with Hydro Systems.*

**Matte Finish** | STON.MAT NO CHARGE UPGRADE

### BACK MASSEUSE SYSTEMS

**System II** - Electronic Control (WP/CO) | BAC.MA2-XXX \$ 1,553  
**System III** - Electronic Control (TA) | BAC.MA3-XXX \$ 2,457

**EXPORT CRATE** | FRT.EXPCRT NET \$ 145

### GRAB BARS (Pair) *Additional finishes on page 120*

**Standard Grab Bars** | GRA.BAR-XXX (Group 1 - PC or PB) \$ 469  
**Universal Grab Bars** | UGB-XXX (Group 1 - PC or PB) \$ 503

**HYDRO COAT** | HYC.COA \$ 324

**HYDRO EXPRESS** | 69.104-HYD.EXP NET \$ 145

### HYDRO FUSION

Hydro Fusion (Tub Only) | 29.102 \$ 849  
Hydro Fusion with Ozone (Tub Only) | 29.103 \$ 1,151  
Hydro Fusion (TA, Whirlpool, Combo) | 29.107 \$ 1,285

**HYDRO INDULGE** | HYD.IND \$ 3,005

### HYDROZONE UV COMBO SYSTEM | OZUV.XXX

Whirlpool and Combo Systems only  
110 V | OZUV.110 \$ 994  
220 V | OZUV.220 \$ 994

### INLINE HEATER *Whirlpool and Combo Systems only*

*No dedicated GFI required for 6 amp models.*

12.50 Amps 1.5 KW - 110V | 27.100 \$ 693  
6.25 Amps 1.5 KW - 220V | 27.101 \$ 748  
6.00 Amps 0.75 KW | 27.103 \$ 620

## JETS *Additional finishes on page 120*

### Additional Jumbo or Rotating Jet (JET.JJ-XX | JET.JR-XX)

Group 1 - PC or PB \$ 246

### Additional Standard or Swirling Jet (JET.STD-XX | JET.SWI-XX)

Group 1 - PC or PB \$ 235

**Jumbo Jet Upgrade** | JUP.JJ-XX \$ 106

**Rotating Jet Upgrade** | JUP.JR-XX \$ 106

**Swirling Jet Upgrade** | JUP.SWI-XX \$ 67

**Micro Therapy Jet** | MTJ.XXX (BIS, BLA, BON, SIL, WHI) \$ 190

**Custom Jet Locations** | 69.116-CUS.JET No Charge  
*(Must include drawing of locations)*

### JET PLATING *For jet plating options go to page 121*

### LIGHTING LED Bath Light Chromotherapy System | LIG.LED \$ 704

### LOW WATER PROTECTION (Includes 30 minute timer)

110V | LOW.WAT-110 \$ 363 220V | LOW.WAT-220 \$ 391

**MICRO MOUNT** | 69.140MCREDDG \$ 134

**NECK MASSEUSE JET PILLOW** | PIL.NEC-XX \$ 726

Available in black, bone and white.

**PADDED HEADREST PILLOW** | 41.128 (Black only) \$ 145

**PUMPS Custom Pump Locations** | 69.116-CUS.PMP No Charge

**Pump Upgrades** | PMP.UP (110V to 220V on 2.25 H.P. only) \$ 307

**REMOTE CONTROL** | REM.CON \$ 648

*Must have thermal air system to purchase*

### SKIRTS *For skirt options go to page 121*

**TILE FLANGES** | FLA.MO-X \$ 212

**UNDERMOUNT** | UNDRMT No Charge

### WASTE & OVERFLOW *For finishes go to page 121*

**Cable W/O** | WOV.XX No Charge

**Integral W/O** (Std. round) | IWO.XX \$ 363

**Linear Integral W/O** | LWO-XXX \$ 363

# JADE

66"L x 32"W x 20-23"D - center drain  
Half Exposed W/O Included (please specify finish)



## MODEL / PRICING

JAD6632STO Tub Only \$ 5,785

### COLORS *Additional lead time is required for premium colors*

#### HYDROLUXE SS™ BATHTUB COLORS

**Standard Colors:** Almond | White | Biscuit Included

**Premium Colors:** \$ 2,167

Black | Blue | Carbon | Gray | Espresso | Lime Green

Olive | Pink | Red | Royal Blue | Sky Blue | Violet | Yellow

**Dual Color Option:** \$ 2,167

#### FINISH

**Matte Finish** | STON.MAT NO CHARGE UPGRADE

**Polished Finish** | STON.POL NO CHARGE UPGRADE

**Matte Gloss Combination** | STON.TWOTONE \$ 352

(Please specify finish on all orders)

#### SURFACES (outside only)

**Metallic:** Polished Nickel [PN] \$ 17,593

MODEL/METAL/COLOR (XXX.XXX.XXX)

**EXPORT CRATE** | FRT.EXPCRT NET \$ 145

**HYDRO COAT** | HYC.COA \$ 324

#### HYDRO EXPRESS

69.104-HYD.EXP NET \$ 263

**PADDED HEADREST PILLOW** | 41.128 (Black only) \$ 145

#### WASTE & OVERFLOW

**Half Exposed Tip Toe** | HWTT.XX

Group 1 (PC, PB)

Group 2 (PN, SN, BN, ORB, WHI, BIS, MB)

HWTT.PG / HWTT.BG

*Please note: floor must be trenched*

Included

Upcharge \$ 67

Call for pricing

# MITRA

72"L x 38"W x 25-30"D - center drain  
Remote blower required for Thermal Air system  
Fully Exposed W/O Included (please specify finish)



## MODEL / PRICING

MIT7238STO Tub Only \$ 5,822

MIT7238STA Thermal Air \$ 7,901

### COLORS *Additional lead time is required for premium colors*

#### HYDROLUXE SS™ BATHTUB COLORS

**Standard Colors:** Almond | White | Biscuit Included

**Premium Colors:** \$ 2,167

Black | Blue | Carbon | Gray | Espresso | Lime Green

Olive | Pink | Red | Royal Blue | Sky Blue | Violet | Yellow

**Dual Color Option:** \$ 2,167

#### FINISH

**Matte Finish** | STON.MAT NO CHARGE UPGRADE

**Polished Finish** | STON.POL NO CHARGE UPGRADE

**Matte Gloss Combination** | STON.TWOTONE \$ 352

(Please specify finish on all orders)

#### SURFACES (outside only)

**Metallic:** Polished Nickel [PN] \$ 17,593

MODEL/METAL/COLOR (XXX.XXX.XXX)

**EXPORT CRATE** | FRT.EXPCRT NET \$ 145

**HYDRO COAT** | HYC.COA \$ 324

#### HYDRO EXPRESS

69.104-HYD.EXP NET \$ 263

**PADDED HEADREST PILLOW** | 41.128 (Black only) \$ 145

**REMOTE CONTROL** | REM.CON \$ 648

*Must have thermal air system to purchase*

#### WASTE & OVERFLOW

**Fully Exposed Tip Toe** | WTT.XX

Group 1 (PC, PB)

Group 2 (PN, SN, BN, ORB, WHI, BIS, MB)

WTT.PG / WTT.BG

Included

Upcharge \$ 67

Call for pricing



# OBSIDIAN

58"L x 30"W x 20-23"D - end drain  
Includes lumbar support  
Half Exposed W/O included (please specify finish)



## MODEL / PRICING

OBS5830STO    Tub Only    \$ 5,553

### COLORS *Additional lead time is required for premium colors*

#### HYDROLUXE SS™ BATHTUB COLORS

**Standard Colors:** Almond | White | Biscuit    Included

**Premium Colors:**    \$ 2,167

Black | Blue | Carbon | Gray | Espresso | Lime Green

Olive | Pink | Red | Royal Blue | Sky Blue | Violet | Yellow

**Dual Color Option:**    \$ 2,167

#### FINISH

**Matte Finish** | STON.MAT    NO CHARGE UPGRADE

**Polished Finish** | STON.POL    NO CHARGE UPGRADE

**Matte Gloss Combination** | STON.TWOTONE    \$ 352

(Please specify finish on all orders)

#### SURFACES (outside only)

**Metallic:** Polished Nickel [PN]    \$ 17,593

MODEL/METAL/COLOR (XXX.XXX.XXX)

**EXPORT CRATE** | FRT.EXPCRT    NET \$ 145

**HYDRO COAT** | HYC.COA    \$ 324

#### HYDRO EXPRESS

69.104-HYD.EXP    NET \$ 263

**PADDED HEADREST PILLOW** | 41.128 (Black only)    \$ 145

#### WASTE & OVERFLOW

**Half Exposed Tip Toe** | HWTT.XX

Group 1 (PC, PB)

Included

Group 2 (PN, SN, BN, ORB, WHI, BIS, MB)

Upcharge \$ 67

HWTT.PG / HWTT.BG

Call for pricing

*Please note: floor must be trenched*

# OPAL

63"L x 33"W x 23"D - center drain  
Half Exposed W/O Included (please specify finish)



## MODEL / PRICING

OPA6333STO Tub Only \$ 5,779

### COLORS *Additional lead time is required for premium colors*

#### HYDROLUXE SS™ BATHTUB COLORS

**Standard Colors:** Almond | White | Biscuit Included

**Premium Colors:** \$ 2,167

Black | Blue | Carbon | Gray | Espresso | Lime Green

Olive | Pink | Red | Royal Blue | Sky Blue | Violet | Yellow

**Dual Color Option:** \$ 2,167

#### FINISH

**Matte Finish** | STON.MAT NO CHARGE UPGRADE

**Polished Finish** | STON.POL NO CHARGE UPGRADE

**Matte Gloss Combination** | STON.TWOTONE \$ 352

(Please specify finish on all orders)

#### SURFACES (outside only)

**Metallic:** Polished Nickel [PN] \$ 17,593

MODEL/METAL/COLOR (XXX.XXX.XXX)

**EXPORT CRATE** | FRT.EXPCRT NET \$ 145

**HYDRO COAT** | HYC.COA \$ 324

#### HYDRO EXPRESS

69.104-HYD.EXP NET \$ 263

**PADDED HEADREST PILLOW** | 41.128 (Black only) \$ 145

#### WASTE & OVERFLOW

**Half Exposed Tip Toe** | HWTT.XX

Group 1 (PC, PB)

Group 2 (PN, SN, BN, ORB, WHI, BIS, MB)

HWTT.PG / HWTT.BG

*Please note: floor must be trenched*

Included

Upcharge \$ 67

Call for pricing

# PEARL

55"Diameter x 19"D - side drain  
61"Diameter x 19"D - center drain  
Half Exposed W/O Included (please specify finish)



## MODEL / PRICING

PEA5519STO Tub Only \$ 7,100

PEA6019STO Tub Only \$ 7,350

### COLORS *Additional lead time is required for premium colors*

#### HYDROLUXE SS™ BATHTUB COLORS

**Standard Colors:** Almond | White | Biscuit Included

**Premium Colors:** \$ 2,167

Black | Blue | Carbon | Gray | Espresso | Lime Green

Olive | Pink | Red | Royal Blue | Sky Blue | Violet | Yellow

**Dual Color Option:** \$ 2,167

#### FINISH

**Matte Finish** | STON.MAT NO CHARGE UPGRADE

**Polished Finish** | STON.POL NO CHARGE UPGRADE

**Matte Gloss Combination** | STON.TWOTONE \$ 352

(Please specify finish on all orders)

#### SURFACES (outside only)

**Metallic:** Polished Nickel [PN] \$ 17,593

MODEL/METAL/COLOR (XXX.XXX.XXX)

**EXPORT CRATE** | FRT.EXPCRT NET \$ 145

**HYDRO COAT** | HYC.COA \$ 324

#### HYDRO EXPRESS

69.104-HYD.EXP NET \$ 263

**PADDED HEADREST PILLOW** | 41.128 (Black only) \$ 145

#### WASTE & OVERFLOW

**Half Exposed Tip Toe** | HWTT.XX

Group 1 (PC, PB)

Group 2 (PN, SN, BN, ORB, WHI, BIS, MB)

HWTT.PG / HWTT.BG

*Please note: floor must be trenched*

Included

Upcharge \$ 67

Call for pricing

# QUARTZ

63"L x 33"W x 21"D

Includes armrests



## MODEL / PRICING

QUA6333STO	Tub Only	\$ 3,450
QUA6333SWP	Whirlpool (6)	\$ 6,405

QUA6333STA	Thermal Air	\$ 6,668
QUA6333SCO	Combo System	\$ 8,377

## COLORS *Additional lead time is required for premium colors*

### HYDROLUXE SS™ BATHTUB COLORS

**Standard Colors:** Almond | White | Biscuit Included

**Premium Colors:** \$ 2,167

Black | Blue | Carbon | Gray | Espresso | Lime Green  
Olive | Pink | Red | Royal Blue | Sky Blue | Violet | Yellow

*Custom colors available. Please check with Hydro Systems.*

**Matte Finish** | STON.MAT NO CHARGE UPGRADE

## BACK MASSEUSE SYSTEMS

**System II** - Electronic Control (WP/CO) | BAC.MA2-XXX \$ 1,553

**System III** - Electronic Control (TA) | BAC.MA3-XXX \$ 2,457

**EXPORT CRATE** | FRT.EXPCRT NET \$ 145

## GRAB BARS (Pair) *Additional finishes on page 120*

**Standard Grab Bars** | GRA.BAR-XXX (Group 1 - PC or PB) \$ 469

**Universal Grab Bars** | UGB-XXX (Group 1 - PC or PB) \$ 503

**HYDRO COAT** | HYC.COA \$ 324

## HYDRO EXPRESS

69.104-HYD.EXP NET \$ 145

## HYDRO FUSION

Hydro Fusion (Tub Only) | 29.102 \$ 849

Hydro Fusion with Ozone (Tub Only) | 29.103 \$ 1,151

Hydro Fusion (TA, Whirlpool, Combo) | 29.107 \$ 1,285

**HYDRO INDULGE** | HYD.IND \$ 3,005

## HYDROZONE UV COMBO SYSTEM | OZUV.XXX

Whirlpool and Combo Systems only

110 V | OZUV.110 \$ 994

220 V | OZUV.220 \$ 994

## INLINE HEATER *Whirlpool and Combo Systems only*

*No dedicated GFI required for 6 amp models.*

12.50 Amps 1.5 KW - 110V | 27.100 \$ 693

6.25 Amps 1.5 KW - 220V | 27.101 \$ 748

6.00 Amps 0.75 KW | 27.103 \$ 620

## JETS *Additional finishes on page 120*

**Additional Jumbo or Rotating Jet** (JET.JJ-XX | JET.JR-XX)

Group 1 - PC or PB \$ 246

**Additional Standard or Swirling Jet** (JET.STD-XX | JET.SWI-XX)

Group 1 - PC or PB \$ 235

**Jumbo Jet Upgrade** | JUP.JJ-XX \$ 106

**Rotating Jet Upgrade** | JUP.JR-XX \$ 106

**Swirling Jet Upgrade** | JUP.SWI-XX \$ 67

**Micro Therapy Jet** | MTJ.XXX (BIS, BLA, BON, SIL, WHI) \$ 190

**Custom Jet Locations** | 69.116-CUS.JET No Charge

*(Must include drawing of locations)*

## JET PLATING *For jet plating options go to page 121*

**LIGHTING** LED Bath Light Chromotherapy System | LIG.LED \$ 704

## LOW WATER PROTECTION (Includes 30 minute timer)

110V | LOW.WAT-110 \$ 363

220V | LOW.WAT-220 \$ 391

**MICRO MOUNT** | 69.140MCREDG \$ 134

**NECK MASSEUSE JET PILLOW** | PIL.NEC-XX \$ 726

Available in black, bone and white.

**PADDED HEADREST PILLOW** | 41.128 (Black only) \$ 145

## PUMPS

**Custom Pump Locations** | 69.116-CUS.PMP No Charge

**Pump Upgrades** | PMP.UP (110V to 220V on 2.25 H.P. only) \$ 307

**REMOTE CONTROL** | REM.CON \$ 648

*Must have thermal air system to purchase*

## WASTE & OVERFLOW *For finishes go to page 121*

**Cable W/O** | WOV.XX No Charge

**Integral W/O** (Std. round) | IWO.XX \$ 363

**Linear Integral W/O** | LWO-XXX \$ 363

# RUBY

60"L x 36"W x 19"D  
60"L x 42"W x 16"D  
60"L x 42"W x 19"D

72"L x 36"W x 16"D  
73"L x 42"W x 19"D



## MODEL / PRICING

RUB6036STO	Tub Only	\$ 3,318	RUB6042SCO	Combo System	\$ 8,245	RUB7236STA	Thermal Air	\$ 7,131
RUB6036SWP	Whirlpool (6)	\$ 6,273	RUB6042STOS	Tub Only	\$ 3,318	RUB7236SCO	Combo System	\$ 8,840
RUB6036STA	Thermal Air	\$ 6,536	RUB6042SWPS	Whirlpool (6)	\$ 6,273	RUB7342STO	Tub Only	\$ 3,581
RUB6036SCO	Combo System	\$ 8,245	RUB6042STAS	Thermal Air	\$ 6,536	RUB7342SWP	Whirlpool (6)	\$ 6,868
RUB6042STO	Tub Only	\$ 3,318	RUB6042SCOS	Combo System	\$ 8,245	RUB7342STA	Thermal Air	\$ 7,131
RUB6042SWP	Whirlpool (6)	\$ 6,273	RUB7236STO	Tub Only	\$ 3,581	RUB7342SCO	Combo System	\$ 8,840
RUB6042STA	Thermal Air	\$ 6,536	RUB7236SWP	Whirlpool (6)	\$ 6,868			

## COLORS *Additional lead time is required for premium colors*

### HYDROLUXE SS™ BATHTUB COLORS

**Standard Colors:** Almond | White | Biscuit Included

**Premium Colors:** \$ 2,167

Black | Blue | Carbon | Gray | Espresso | Lime Green  
Olive | Pink | Red | Royal Blue | Sky Blue | Violet | Yellow

*Custom colors available. Please check with Hydro Systems.*

**Matte Finish** | STON.MAT NO CHARGE UPGRADE

## BACK MASSEUSE SYSTEMS

**System II** - Electronic Control (WP/CO) | BAC.MA2-XXX \$ 1,553

**System III** - Electronic Control (TA) | BAC.MA3-XXX \$ 2,457

**EXPORT CRATE** | FRT.EXPCRT NET \$ 145

## GRAB BARS (Pair) *Additional finishes on page 120*

**Standard Grab Bars** | GRA.BAR-XXX (Group 1 - PC or PB) \$ 469

**Universal Grab Bars** | UGB-XXX (Group 1 - PC or PB) \$ 503

**HYDRO COAT** | HYC.COA \$ 324

## HYDRO EXPRESS

69.104-HYD.EXP NET \$ 145

## HYDRO FUSION

Hydro Fusion (Tub Only) | 29.102 \$ 849

Hydro Fusion with Ozone (Tub Only) | 29.103 \$ 1,151

Hydro Fusion (TA, Whirlpool, Combo) | 29.107 \$ 1,285

**HYDRO INDULGE** | HYD.IND \$ 3,005

## HYDROZONE UV COMBO SYSTEM | OZUV.XXX

Whirlpool and Combo Systems only

110 V | OZUV.110 \$ 994

220 V | OZUV.220 \$ 994

## INLINE HEATER *Whirlpool and Combo Systems only*

*No dedicated GFI required for 6 amp models.*

12.50 Amps 1.5 KW - 110V | 27.100 \$ 693

6.25 Amps 1.5 KW - 220V | 27.101 \$ 748

6.00 Amps 0.75 KW | 27.103 \$ 620

## JETS *Additional finishes on page 120*

**Additional Jumbo or Rotating Jet** (JET.JJ-XX | JET.JR-XX)

Group 1 - PC or PB \$ 246

**Additional Standard or Swirling Jet** (JET.STD-XX | JET.SWI-XX)

Group 1 - PC or PB \$ 235

**Jumbo Jet Upgrade** | JUP.JJ-XX \$ 106

**Rotating Jet Upgrade** | JUP.JR-XX \$ 106

**Swirling Jet Upgrade** | JUP.SWI-XX \$ 67

**Micro Therapy Jet** | MTJ.XXX (BIS, BLA, BON, SIL, WHI) \$ 190

**Custom Jet Locations** | 69.116-CUS.JET No Charge

*(Must include drawing of locations)*

## JET PLATING *For jet plating options go to page 121*

**LIGHTING** LED Bath Light Chromatherapy System | LIG.LED \$ 704

## LOW WATER PROTECTION (Includes 30 minute timer)

110V | LOW.WAT-110 \$ 363

220V | LOW.WAT-220 \$ 391

**MICRO MOUNT** | 69.140MCREDG \$ 134

**NECK MASSEUSE JET PILLOW** | PIL.NEC-XX \$ 726

Available in black, bone and white.

**PADDED HEADREST PILLOW** | 41.128 (Black only) \$ 145

## PUMPS

**Custom Pump Locations** | 69.116-CUS.PMP No Charge

**Pump Upgrades** | PMP.UP (110V to 220V on 2.25 H.P. only) \$ 307

**REMOTE CONTROL** | REM.CON \$ 648

*Must have thermal air system to purchase*

## SKIRTS *For skirt options go to page 121*

**TILE FLANGES** | FLA.MO-X \$ 212

**UNDERMOUNT** | UNDRMT No Charge

## WASTE & OVERFLOW *For finishes go to page 121*

**Cable W/O** | WOV.XX No Charge

**Integral W/O** (Std. round) | IWO.XX \$ 363

**Linear Integral W/O** | LWO-XXX \$ 363

# SLATE

60"L x 32"W x 23"D - end drain      66"L x 34"W x 24"D - center drain  
 60"L x 32"W x 24"D - center drain      72"L x 36"W x 24"D - center drain  
 Linear W/O Included (please specify finish)  
 Includes lumbar support  
 Remote blower required for Thermal Air system



## MODEL / PRICING

SLA6032STO	Tub Only	\$ 6,649	SLA6634STO	Tub Only	\$ 7,319
SLA6032STA	Thermal Air	\$ 10,524	SLA6634STA	Thermal Air	\$ 11,188
SLC6032STO	Tub Only	\$ 6,649	SLA7236STO	Tub Only	\$ 7,500
SLC6032STA	Thermal Air	\$ 10,524	SLA7236STA	Thermal Air	\$ 11,388

## COLORS *Additional lead time is required for premium colors*

### HYDROLUXE SS™ BATHTUB COLORS

**Standard Colors:** Almond | White | Biscuit Included

**Premium Colors:** \$ 2,167

Black | Blue | Carbon | Gray | Espresso | Lime Green

Olive | Pink | Red | Royal Blue | Sky Blue | Violet | Yellow

**Dual Color Option:** \$ 2,167

### FINISH

**Matte Finish** | STON.MAT NO CHARGE UPGRADE

**Polished Finish** | STON.POL NO CHARGE UPGRADE

**Matte Gloss Combination** | STON.TWOTONE \$ 352

(Please specify finish on all orders)

### SURFACES (outside only)

**Metallic:** Polished Nickel [PN] \$ 17,593

MODEL/METAL/COLOR (XXX.XXX.XXX)

**EXPORT CRATE** | FRT.EXPCRT NET \$ 145

**HYDRO COAT** | HYC.COA \$ 324

## HYDRO EXPRESS

69.104-HYD.EXP NET \$ 263

**HYDROZONE** INCLUDED ON THERMAL AIR

## ISLAND TUB DRAIN | ITD.XXX

ABS, PVC | ITD.ABS | ITD.PVC \$ 363

Cast Iron | ITD.CST \$ 441

**PADDED HEADREST PILLOW** | 41.128 (Black only) \$ 145

**REMOTE CONTROL** | REM.CON \$ 648

*Must have thermal air system to purchase*

## WASTE & OVERFLOW

**Linear Integral W/O** | LWO-XXX INCLUDED

WHI, BIS, PC, PB, PN, BC, BB, BN, SC, SB, SN, ORB, PE, MB

Gold Finish Upgrade (PG, BG) \$ 648







# STUDIO COLLECTION

## OPTIONS & ACCESSORIES

### ACRYLIC BATHTUB COLORS

**Standard Colors:** Bone | White | Biscuit Included

**EXPORT CRATE** | FRT.EXPCRT NET \$ 151

**FREIGHT** Call for freight quotes

*Customer will be billed for freight on all Studio Collection tubs unless otherwise stated on a quote or a prior arrangement that is submitted in writing.*

**HYDRO COAT** | HYC.COA \$ 324

### HYDRO EXPRESS

69.104-HYD.EXP NET \$ 145  
Freestanding Collection NET \$ 263

Move your order up the front of the line to get it manufactured quicker. Does not change ship time.  
*Please contact Hydro Systems for lead times on Hydro Express. Hydro Systems must receive your order prior to 10:00 a.m. (PST). Order must be marked "Hydro Express."*  
*Hydro Express can only accept a fixed number of express orders every day. Hydro Express does not reflect delivery time. Hydro Expresses are non-cancellable.*

**HYDROZONE SYSTEM** | 31.100 NET \$ 452

### INLINE HEATER

*Whirlpool systems only. No dedicated GFI required for 6 amp models.*

12.50 Amps 1.5 KW - 110V | 27.100 \$ 693  
6.00 Amps 0.75 KW | 27.103 \$ 620

### ISLAND TUB DRAIN | ITD.XXX

Helps reduce installation time on all freestanding tubs.

ABS, PVC | ITD.ABS | ITD.PVC \$ 363  
Cast Iron | ITD.CST \$ 441

### JET PLATING FOR PVC WHIRLPOOL SYSTEMS

Clear / Brass / Chrome. Trim kit covers jet escutcheons, suction, and electronic soft touch pad.

Polished Chrome | STU-PLA.BUI-PC \$ 380  
Polished Brass | STU-PLA.BUI-PB \$ 380

### PUMPS

**Custom Pump Locations** | 69.116-CUS.PMP \$ 212  
*(Drawing of pump locations is required)*

### SKIRTS

**Removable Access Panel Skirt**  
60" | BSK.60 \$ 464  
70" | BSK.72 \$ 598

**Corner Skirt** | BSK.COR \$ 821

**Integral Skirt Access Panel** | STU-SKI.INT-PAN \$ 212  
Removable panel for Studio bathtubs

**TILE FLANGES** | FLA.MO-X \$ 212

Must be specified at time of order (1, 2, 3, or 4 Sided).  
*Not available on all models.*

### WASTE & OVERFLOW

**Cable W/O**  
Polished Chrome | STU-WOB.PC \$ 279  
Polished Brass | STU-WOB.PB \$ 341

**Integral W/O** (Std. round)  
Waste and overflow manufactured as part of the bath.  
Comes standard as a round overflow cover.  
Drain will be a tip-toe style and drain outlet will be a direct drain.

Polished Chrome | STU-IWO.PC \$ 363  
Polished Brass | STU-IWO.PB \$ 363

**Linear Integral W/O** | LWO-XXX  
*Available only on freestanding models.*

Polished Chrome | LWO.PC No Charge  
Upgrade Finishes \$ 363  
(BN, SN, PN, ORB, WHI, BIS, SB, BB, PB, BC, SC, PEW, MB)

# AUBRY

60"L x 32"W x 20"D - end drain

**Linear Integral W/O Included (please specify finish)**

Built in faucet deck

Remote blower required for Thermal Air system



## MODEL / PRICING

SAUB6032ATO Tub Only

\$ 2,820

SAUB6032ATA Thermal Air

\$ 5,503

### ACRYLIC BATHTUB COLORS

**Standard Colors:** Bone | White | Biscuit Included

**EXPORT CRATE** | FRT.EXPCRT NET \$ 151

**HYDRO COAT** | HYC.COA \$ 324

### HYDRO EXPRESS

69.104-HYD.EXP NET \$ 263

**HYDROZONE SYSTEM** | 31.100 NET \$ 452

### ISLAND TUB DRAIN | ITD.XXX

ABS, PVC | ITD.ABS | ITD.PVC \$ 363

Cast Iron | ITD.CST \$ 441

### WASTE & OVERFLOW

#### Linear Integral W/O (Standard)

Polished Chrome | LWO.PC NO UP CHARGE

Polished Brass | LWO.PB NO UP CHARGE

Upgrade Finishes | LWO-XXX \$ 363

(BN, SN, PN, ORB, WHI, BIS, SB, BB, PB, BC, SC, PEW, MB)

#### Integral W/O (Option for round W/O)

Polished Chrome | STU-IWO.PC NO UP CHARGE

Polished Brass | STU-IWO.PB NO UP CHARGE

Upgrade Finishes | STU-IWO-XXX \$ 363

(BN, SN, PN, ORB, WHI, BIS, SB, BB, PB, BC, SC, PEW, MB)

# BREANNE

66"L x 36"W x 25"D - side center drain

**Linear Integral W/O Included (please specify finish)**

Built in faucet deck

Remote blower required for Thermal Air system



## MODEL / PRICING

SBRE6636ATO Tub Only

\$ 3,311

SBRE6636ATA Thermal Air

\$ 6,173

### ACRYLIC BATHTUB COLORS

**Standard Colors:** Bone | White | Biscuit Included

**ACCESS PANEL** | SBRE-ACC.PNL \$ 633

**EXPORT CRATE** | FRT.EXPCRT NET \$ 151

**HYDRO COAT** | HYC.COA \$ 324

### HYDRO EXPRESS

69.104-HYD.EXP NET \$ 263

**HYDROZONE SYSTEM** | 31.100 NET \$ 452

### ISLAND TUB DRAIN | ITD.XXX

ABS, PVC | ITD.ABS | ITD.PVC \$ 363

Cast Iron | ITD.CST \$ 441

### WASTE & OVERFLOW

#### Linear Integral W/O (Standard)

Polished Chrome | LWO.PC NO UP CHARGE

Polished Brass | LWO.PB NO UP CHARGE

Upgrade Finishes | LWO-XXX \$ 363

(BN, SN, PN, ORB, WHI, BIS, SB, BB, PB, BC, SC, PEW, MB)

#### Integral W/O (Option for round W/O)

Polished Chrome | STU-IWO.PC NO UP CHARGE

Polished Brass | STU-IWO.PB NO UP CHARGE

Upgrade Finishes | STU-IWO-XXX \$ 363

(BN, SN, PN, ORB, WHI, BIS, SB, BB, PB, BC, SC, PEW, MB)

# CHARLIZE

70"L x 36"W x 22"D - center drain

**Linear Integral W/O Included (please specify finish)**

Built in faucet deck

Remote blower required for Thermal Air system



## MODEL / PRICING

SCHR7036ATO Tub Only

\$ 3,674

SCHR7036ATA Thermal Air

\$ 6,373

### ACRYLIC BATHTUB COLORS

**Standard Colors:** Bone | White | Biscuit Included

**EXPORT CRATE** | FRT.EXPCRT NET \$ 151

**HYDRO COAT** | HYC.COA \$ 324

### HYDRO EXPRESS

69.104-HYD.EXP NET \$ 263

**HYDROZONE SYSTEM** | 31.100 NET \$ 452

### ISLAND TUB DRAIN | ITD.XXX

ABS, PVC | ITD.ABS | ITD.PVC \$ 363

Cast Iron | ITD.CST \$ 441

### WASTE & OVERFLOW

#### Linear Integral W/O (Standard)

Polished Chrome | LWO.PC NO UP CHARGE

Polished Brass | LWO.PB NO UP CHARGE

Upgrade Finishes | LWO-XXX \$ 363

(BN, SN, PN, ORB, WHI, BIS, SB, BB, PB, BC, SC, PEW, MB)

#### Integral W/O (Option for round W/O)

Polished Chrome | STU-IWO.PC NO UP CHARGE

Polished Brass | STU-IWO.PB NO UP CHARGE

Upgrade Finishes | STU-IWO-XXX \$ 363

(BN, SN, PN, ORB, WHI, BIS, SB, BB, PB, BC, SC, PEW, MB)

# EVELINE

66"L x 32"W x 24"D - center drain

72"L x 36"W x 24"D - center drain

**Linear Integral W/O Included (please specify finish)**

Built in faucet deck

Remote blower required for Thermal Air system



## MODEL / PRICING

EVE6632ATO Tub Only

\$ 3,176

EVE6632ATA Thermal air

\$ 5,328

EVE7236ATO Tub Only

\$ 3,311

EVE7236ATA Thermal Air

\$ 5,478

### ACRYLIC BATHTUB COLORS

**Standard Colors:** Bone | White | Biscuit Included

**EXPORT CRATE** | FRT.EXPCRT NET \$ 151

**HYDRO COAT** | HYC.COA \$ 324

### HYDRO EXPRESS

69.104-HYD.EXP NET \$ 263

**HYDROZONE SYSTEM** | 31.100 NET \$ 452

### ISLAND TUB DRAIN | ITD.XXX

ABS, PVC | ITD.ABS | ITD.PVC \$ 363

Cast Iron | ITD.CST \$ 441

### WASTE & OVERFLOW

#### Linear Integral W/O (Standard)

Polished Chrome | LWO.PC NO UP CHARGE

Polished Brass | LWO.PB NO UP CHARGE

Upgrade Finishes | LWO-XXX \$ 363

(BN, SN, PN, ORB, WHI, BIS, SB, BB, PB, BC, SC, PEW, MB)

#### Integral W/O (Option for round W/O)

Polished Chrome | STU-IWO.PC NO UP CHARGE

Polished Brass | STU-IWO.PB NO UP CHARGE

Upgrade Finishes | STU-IWO-XXX \$ 363

(BN, SN, PN, ORB, WHI, BIS, SB, BB, PB, BC, SC, PEW, MB)

# KONA W/ Flange & Skirt

60"L x 42"W x 15"D

60"L x 42"W x 18"D

60"L x 42"W x 20"D

60"L x 36"W x 15"D

Gel coat model

Specify LH or RH Drain

(Add LH or RH to end of model code)



## MODEL / PRICING

KON6015GTO	Tub Only	\$ 946	KON6020GTO	Tub Only	\$ 977
KON6015GWP	Whirlpool (6)	\$ 2,329	KON6020GWP	Whirlpool (6)	\$ 2,348
KON6018GTO	Tub Only	\$ 958	KON6036GTO	Tub Only	\$ 940
KON6018GWP	Whirlpool (6)	\$ 2,348	KON6036GWP	Whirlpool (6)	\$ 2,360

## ACRYLIC BATHTUB COLORS

**Standard Colors:** Bone | White | Biscuit Included

**EXPORT CRATE** | FRT.EXPCRT NET \$ 151

**HYDRO COAT** | HYC.COA \$ 324

## HYDRO EXPRESS

69.104-HYD.EXP NET \$ 145

**HYDROZONE SYSTEM** | 31.100 NET \$ 452

## INLINE HEATER

*Whirlpool systems only. No dedicated GFI required for 6 amp models.*

12.50 Amps 1.5 KW - 110V | 27.100 \$ 693

6.00 Amps 0.75 KW | 27.103 \$ 620

## JET PLATING FOR PVC WHIRLPOOL SYSTEMS

Clear / Brass / Chrome. Trim kit covers jet escutcheons, suction, and electronic soft touch pad.

Polished Chrome | STU-PLA.BUI-PC \$ 380

Polished Brass | STU-PLA.BUI-PB \$ 380

## PUMPS

**Custom Pump Locations** | 69.116-CUS.PMP \$ 212  
(Drawing of pump locations is required)

## WASTE & OVERFLOW

### Cable W/O

Polished Chrome | STU-WOB.PC \$ 279

Polished Brass | STU-WOB.PB \$ 341

### Integral W/O (Std. round)

Polished Chrome | STU-IWO.PC \$ 363

Polished Brass | STU-IWO.PB \$ 363


## MODEL FEATURES

- Gel Coat / Fiberglass bathtub
- Includes integral tile flange and skirt (no access panel)
- Integral Tub E-Z level platform with pump installed; facilitates easy installation (standard pump location only)
- Directional, volume controllable jets, 1.25 HP whirlpool system
- Silent air induction
- Suction cover



# LINDSEY

60"L x 30"W x 20"D  
 60"L x 32"W x 20"D  
 60"L x 36"W x 20"D  
 66"L x 32"W x 20"D  
 66"L x 36"W x 20"D  
 72"L x 36"W x 20"D



## MODEL / PRICING

LIN6030ATO	Tub Only	\$ 1,745	LIN6036ATO	Tub Only	\$ 1,794	LIN6636ATO	Tub Only	\$ 1,917
LIN6030AWP	Whirlpool (6)	\$ 3,118	LIN6036AWP	Whirlpool (6)	\$ 3,174	LIN6636AWP	Whirlpool (6)	\$ 3,262
LIN6030ATA	Thermal Air	\$ 3,205	LIN6036ATA	Thermal Air	\$ 3,312	LIN6636ATA	Thermal Air	\$ 3,393
LIN6032ATO	Tub Only	\$ 1,714	LIN6632ATO	Tub Only	\$ 1,812	LIN7236ATO	Tub Only	\$ 2,083
LIN6032AWP	Whirlpool (6)	\$ 3,143	LIN6632AWP	Whirlpool (6)	\$ 3,199	LIN7236AWP	Whirlpool (6)	\$ 3,468
LIN6032ATA	Thermal Air	\$ 3,274	LIN6632ATA	Thermal Air	\$ 3,331	LIN7236ATA	Thermal Air	\$ 3,806

## ACRYLIC BATHTUB COLORS

**Standard Colors:** Bone | White | Biscuit Included

**EXPORT CRATE** | FRT.EXPCRT NET \$ 151

**HYDRO COAT** | HYC.COA \$ 324

## HYDRO EXPRESS

69.104-HYD.EXP NET \$ 145

**HYDROZONE SYSTEM** | 31.100 NET \$ 452

## INLINE HEATER

*Whirlpool systems only. No dedicated GFI required for 6 amp models.*

12.50 Amps 1.5 KW - 110V | 27.100 \$ 693

6.00 Amps 0.75 KW | 27.103 \$ 620

## JET PLATING FOR PVC WHIRLPOOL SYSTEMS

Clear / Brass / Chrome. Trim kit covers jet escutcheons, suction, and electronic soft touch pad.

Polished Chrome | STU-PLA.BUI-PC \$ 380

Polished Brass | STU-PLA.BUI-PB \$ 380

## PUMPS

**Custom Pump Locations** | 69.116-CUS.PMP \$ 212

*(Drawing of pump locations is required)*

## SKIRT *(factory installed)*

BSK.XXA PRICE VARIES BASED ON SIZE

**TILE FLANGES** | FLA.MO-X \$ 212

Must be specified at time of order (1, 2, 3, or 4 Sided).

**UNDERMOUNT** | UNDRMT No Charge

## WASTE & OVERFLOW

### Cable W/O

Polished Chrome | STU-WOB.PC \$ 279

Polished Brass | STU-WOB.PB \$ 341

### Integral W/O (Std. round)

Polished Chrome | STU-IWO.PC \$ 363

Polished Brass | STU-IWO.PB \$ 363

## MODEL FEATURES

- Acrylic bathtub
- Integral Tub E-Z level platform with pump installed; facilitates easy installation (standard pump location only)
- Directional, volume controllable jets, 1.25 HP whirlpool system
- Silent air induction
- Suction cover



# MARIE W/ Flange & Skirt

60"L x 42"W x 20"D  
Specify LH or RH Drain  
(Add LH or RH to end of model code)



## MODEL / PRICING

MAR6042ATO	Tub Only	\$ 1,438	MAR6042AWP	Whirlpool (6)	\$ 3,356	MAR6042ATA	Thermal Air	\$ 4,426
------------	----------	----------	------------	---------------	----------	------------	-------------	----------

## ACRYLIC BATHTUB COLORS

**Standard Colors:** Bone | White | Biscuit Included

**EXPORT CRATE** | FRT.EXPCRT NET \$ 151

**HYDRO COAT** | HYC.COA \$ 324

## HYDRO EXPRESS

69.104-HYD.EXP NET \$ 145

**HYDROZONE SYSTEM** | 31.100 NET \$ 452

## INLINE HEATER

*Whirlpool systems only. No dedicated GFI required for 6 amp models.*

12.50 Amps 1.5 KW - 110V | 27.100 \$ 693

6.00 Amps 0.75 KW | 27.103 \$ 620

## JET PLATING FOR PVC WHIRLPOOL SYSTEMS

Clear / Brass / Chrome. Trim kit covers jet escutcheons, suction, and electronic soft touch pad.

Polished Chrome | STU-PLA.BUI-PC \$ 380

Polished Brass | STU-PLA.BUI-PB \$ 380

## PUMPS

**Custom Pump Locations** | 69.116-CUS.PMP \$ 212  
(Drawing of pump locations is required)

## WASTE & OVERFLOW

### Cable W/O

Polished Chrome | STU-WOB.PC \$ 279

Polished Brass | STU-WOB.PB \$ 341

### Integral W/O (Std. round)

Polished Chrome | STU-IWO.PC \$ 363

Polished Brass | STU-IWO.PB \$ 363

## MODEL FEATURES

- Acrylic bathtub
- Includes integral tile flange and skirt (no access panel)
- Includes grab bars
- Integral Tub E-Z level platform with pump installed; facilitates easy installation (standard pump location only)
- Directional, volume controllable jets, 1.25 HP whirlpool system
- Silent air induction
- Suction cover

# REGAN W/ Flange & Skirt

54"L x 36"W x 18"D - no flange on skirt - offset drain

60"L x 32"W x 18"D

60"L x 36"W x 18"D

66"L x 32"W x 15"D

66"L x 32"W x 18"D

72"L x 32"W x 20"D

Specify RH or LH Drain



## MODEL / PRICING

REG5436ATO	Tub Only	\$ 1,573	REG6036ATO	Tub Only	\$ 1,376	REG6632ATO	Tub Only	\$ 1,474
REG5436AWP	Whirlpool (6)	\$ 3,431	REG6036AWP	Whirlpool (6)	\$ 3,343	REG6632AWP	Whirlpool (6)	\$ 3,406
REG5436ATA	Thermal Air	\$ 4,677	REG6036ATA	Thermal Air	\$ 4,407	REG6632ATA	Thermal Air	\$ 4,470
REG6032ATO	Tub Only	\$ 1,241	REG6632ATOS	Tub Only	\$ 1,474	REG7232ATO	Tub Only	\$ 1,579
REG6032AWP	Whirlpool (6)	\$ 3,061	REG6632AWPS	Whirlpool (6)	\$ 3,406	REG7232AWP	Whirlpool (6)	\$ 3,443
REG6032ATA	Thermal Air	\$ 4,132	REG6632ATAS	Thermal Air	\$ 4,470	REG7232ATA	Thermal Air	\$ 4,695

## ACRYLIC BATHTUB COLORS

**Standard Colors:** Bone | White | Biscuit Included

**EXPORT CRATE** | FRT.EXPCRT NET \$ 151

**HYDRO COAT** | HYC.COA \$ 324

## HYDRO EXPRESS

69.104-HYD.EXP NET \$ 145

**HYDROZONE SYSTEM** | 31.100 NET \$ 452

## INLINE HEATER

*Whirlpool systems only. No dedicated GFI required for 6 amp models.*

12.50 Amps 1.5 KW - 110V | 27.100 \$ 693

6.00 Amps 0.75 KW | 27.103 \$ 620

## JET PLATING FOR PVC WHIRLPOOL SYSTEMS

Clear / Brass / Chrome. Trim kit covers jet escutcheons, suction, and electronic soft touch pad.

Polished Chrome | STU-PLA.BUI-PC \$ 380

Polished Brass | STU-PLA.BUI-PB \$ 380

## PUMPS

**Custom Pump Locations** | 69.116-CUS.PMP \$ 212

*(Drawing of pump locations is required)*

## SKIRT

**Integral Skirt Access Panel** | STU-SKI.INT-PAN \$ 212

## WASTE & OVERFLOW

### Cable W/O

Polished Chrome | STU-WOB.PC \$ 279

Polished Brass | STU-WOB.PB \$ 341

## MODEL FEATURES

- Acrylic bathtub
- Includes integral tile flange and skirt (no access panel)
- Includes grab bars
- Integral Tub E-Z level platform with pump installed; facilitates easy installation (standard pump location only)
- Directional, volume controllable jets, 1.25 HP whirlpool system
- Silent air induction
- Suction cover

## 24 HOUR IN STOCK PROGRAM

- Available on the 60x32 model
- Available in white only
- Available on tub only
- Maximum of 4 tubs per order
- Must specify on purchase order: "Pull from 24 hour stock"

# SHANNON W/ Flange & Skirt

60"L x 30"W x 20"D  
 60"L x 32"W x 20"D  
 66"L x 32"W x 20"D  
 Specify LH or RH Drain  
 (Add LH or RH to end of model code)



## MODEL / PRICING

SHA6030ATO	Tub Only	\$ 1,511	SHA6032ATO	Tub Only	\$ 1,536	SHA6632ATO	Tub Only	\$ 1,708
SHA6030AWP	Whirlpool (6)	\$ 2,310	SHA6032AWP	Whirlpool (6)	\$ 2,341	SHA6632AWP	Whirlpool (6)	\$ 2,517
SHA6030ATA	Thermal Air	\$ 2,586	SHA6032ATA	Thermal Air	\$ 2,623	SHA6632ATA	Thermal Air	\$ 2,792

## ACRYLIC BATHTUB COLORS

**Standard Colors:** Bone | White | Biscuit Included

**EXPORT CRATE** | FRT.EXPCRT NET \$ 151

**HYDRO COAT** | HYC.COA \$ 324

## HYDRO EXPRESS

69.104-HYD.EXP NET \$ 145

**HYDROZONE SYSTEM** | 31.100 NET \$ 452

## INLINE HEATER

*Whirlpool systems only. No dedicated GFI required for 6 amp models.*

12.50 Amps 1.5 KW - 110V | 27.100 \$ 693  
 6.00 Amps 0.75 KW | 27.103 \$ 620

## JET PLATING FOR PVC WHIRLPOOL SYSTEMS

Clear / Brass / Chrome. Trim kit covers jet escutcheons, suction, and electronic soft touch pad.

Polished Chrome | STU-PLA.BUI-PC \$ 380  
 Polished Brass | STU-PLA.BUI-PB \$ 380

## PUMPS

**Custom Pump Locations** | 69.116-CUS.PMP \$ 212  
*(Drawing of pump locations is required)*

## SKIRT

**Integral Skirt Access Panel** | STU-SKI.INT-PAN \$ 212

## WASTE & OVERFLOW

### Cable W/O

Polished Chrome | STU-WOB.PC \$ 279  
 Polished Brass | STU-WOB.PB \$ 341

### Integral W/O (Std. round)

Polished Chrome | STU-IWO.PC \$ 363  
 Polished Brass | STU-IWO.PB \$ 363

## 24 HOUR IN STOCK PROGRAM

- Available on the 60x32 model
- Available in white only
- Available on tub only
- Maximum of 4 tubs per order
- Must specify on purchase order: "Pull from 24 hour stock"

# STUDIO 5959

59"L x 59"W x 21"D



## MODEL / PRICING

STU5959ATO	Tub Only	\$ 1,481	STU5959AWP	Whirlpool (6)	\$ 3,199	STU5959ATA	Thermal Air	\$ 4,019
------------	----------	----------	------------	---------------	----------	------------	-------------	----------

### ACRYLIC BATHTUB COLORS

**Standard Colors:** Bone | White | Biscuit Included

**EXPORT CRATE** | FRT.EXPCRT NET \$ 151

**HYDRO COAT** | HYC.COA \$ 324

**HYDRO EXPRESS** | 69.104-HYD.EXP NET \$ 145

**HYDROZONE SYSTEM** | 31.100 NET \$ 452

### INLINE HEATER

*Whirlpool systems only. No dedicated GFI required for 6 amp models.*

12.50 Amps 1.5 KW - 110V | 27.100 \$ 693

6.00 Amps 0.75 KW | 27.103 \$ 620

### JET PLATING FOR PVC WHIRLPOOL SYSTEMS

PC, PB | STU-PLA.BUI-XX \$ 380

**PUMPS** CUSTOM LOCATION | 69.116-CUS.PMP \$ 212

**SKIRT** | BSK.COR (*factory installed*) \$ 821

**TILE FLANGES** | FLA.MO-X \$ 212

### WASTE & OVERFLOW

**Cable W/O** | STU-WOB.PC \$ 279 STU-WOB.PB \$ 341

**Integral W/O** | STU-IWO.PC or STU-IWO.PB \$ 363

### MODEL FEATURES

- Acrylic bathtub
- Integral Tub E-Z level platform with pump installed; facilitates easy installation (standard pump location only)
- Directional, volume controllable jets, 1.25 HP whirlpool system
- Silent air induction
- Suction cover

# STUDIO 6032

60"L x 32"W x 19"D

Includes armrests

Standard model comes with grab bars.

To order without grab bars include ".LG" on model number. Example: (STU6042ATO.LG)



## MODEL / PRICING

STU6032ATO	Tub Only	\$ 1,094	STU6032AWP	Whirlpool (6)	\$ 2,567	STU6032ATA	Thermal Air	\$ 3,625
------------	----------	----------	------------	---------------	----------	------------	-------------	----------

### ACRYLIC BATHTUB COLORS

**Standard Colors:** Bone | White | Biscuit Included

**EXPORT CRATE** | FRT.EXPCRT NET \$ 151

**HYDRO COAT** | HYC.COA \$ 324

**HYDRO EXPRESS** | 69.104-HYD.EXP NET \$ 145

**HYDROZONE SYSTEM** | 31.100 NET \$ 452

### INLINE HEATER

*Whirlpool systems only. No dedicated GFI required for 6 amp models.*

12.50 Amps 1.5 KW - 110V | 27.100 \$ 693

6.00 Amps 0.75 KW | 27.103 \$ 620

### JET PLATING FOR PVC WHIRLPOOL SYSTEMS

PC, PB | STU-PLA.BUI-XX \$ 380

**PUMPS** CUSTOM LOCATION | 69.116-CUS.PMP \$ 212

**SKIRT** | BSK.COR (*factory installed*) \$ 821

**TILE FLANGES** | FLA.MO-X \$ 212

**UNDERMOUNT** | UNDRMT No Charge

### WASTE & OVERFLOW

**Cable W/O** | STU-WOB.PC \$ 279 STU-WOB.PB \$ 341

**Integral W/O** | STU-IWO.PC or STU-IWO.PB \$ 363

### 24 HOUR IN STOCK PROGRAM

- Available in white only
- Available on tub only
- Maximum of 4 tubs per order
- Includes grab bars
- Must specify on purchase order: "Pull from 24 hour stock"

## STUDIO 6036

60"L x 36"W x 19"D

Includes armrests



## MODEL / PRICING

STU6036ATO	Tub Only	\$ 1,094	STU6036AWP	Whirlpool (6)	\$ 2,567	STU6036ATA	Thermal Air	\$ 3,625
------------	----------	----------	------------	---------------	----------	------------	-------------	----------

## ACRYLIC BATHTUB COLORS

**Standard Colors:** Bone | White | Biscuit Included

**EXPORT CRATE** | FRT.EXPCRT NET \$ 151

**HYDRO COAT** | HYC.COA \$ 324

**HYDRO EXPRESS** | 69.104-HYD.EXP NET \$ 145

**HYDROZONE SYSTEM** | 31.100 NET \$ 452

## INLINE HEATER

*Whirlpool systems only. No dedicated GFI required for 6 amp models.*

12.50 Amps 1.5 KW - 110V | 27.100 \$ 693

6.00 Amps 0.75 KW | 27.103 \$ 620

## JET PLATING FOR PVC WHIRLPOOL SYSTEMS

PC, PB | STU-PLA.BUI-XX \$ 380

**PUMPS** CUSTOM LOCATION | 69.116-CUS.PMP \$ 212

**SKIRT** | BSK.60 (*factory installed - no access on tub only*) \$ 464

**TILE FLANGES** | FLA.MO-X \$ 212

**UNDERMOUNT** | UNDRMT No Charge

## WASTE &amp; OVERFLOW

**Cable W/O** | STU-WOB.PC \$ 279 STU-WOB.PB \$ 341

**Integral W/O** | STU-IWO.PC or STU-IWO.PB \$ 363

## MODEL FEATURES

- Acrylic bathtub
- Integral Tub E-Z level platform with pump installed; facilitates easy installation (standard pump location only)
- Directional, volume controllable jets, 1.25 HP whirlpool system
- Silent air induction
- Suction cover

## STUDIO 6042

60"L x 42"W x 20"D

Standard model comes with grab bars

To order without grab bars include ".LG" on model number. Example: (STU6042ATO.LG)



## MODEL / PRICING

STU6042ATO	Tub Only	\$ 1,094	STU6042AWP	Whirlpool (6)	\$ 2,592	STU6042ATA	Thermal Air	\$ 3,631
------------	----------	----------	------------	---------------	----------	------------	-------------	----------

**ACRYLIC COLORS** Bone | White | Biscuit Included

**EXPORT CRATE** | FRT.EXPCRT NET \$ 151

**HYDRO COAT** | HYC.COA \$ 324

**HYDRO EXPRESS** | 69.104-HYD.EXP NET \$ 145

**HYDROZONE SYSTEM** | 31.100 NET \$ 452

**INLINE HEATER** *Whirlpool systems only.*

12.50 Amps 1.5 KW - 110V | 27.100 \$ 693

6.00 Amps 0.75 KW | 27.103 \$ 620

## JET PLATING FOR PVC WHIRLPOOL SYSTEMS

PC, PB | STU-PLA.BUI-XX \$ 380

**PUMPS** CUSTOM LOCATION | 69.116-CUS.PMP \$ 212

**SKIRT** | BSK.COR (*factory installed*) \$ 821

**TILE FLANGES** | FLA.MO-X \$ 212

**UNDERMOUNT** | UNDRMT No Charge

## WASTE &amp; OVERFLOW

**Cable W/O** | STU-WOB.PC \$ 279 STU-WOB.PB \$ 341

**Integral W/O** | STU-IWO.PC or STU-IWO.PB \$ 363

## MODEL FEATURES

- Acrylic bathtub
- Includes grab bars (available without, please specify on order)
- Integral Tub E-Z level platform with pump installed; facilitates easy installation (standard pump location only)
- Directional, volume controllable jets, 1.25 HP whirlpool system
- Silent air induction
- Suction cover

## 24 HOUR IN STOCK PROGRAM

- Avail. in white only
- Avail. on tub only
- Max. 4 tubs p/order
- Must specify on purchase order: "Pull from 24 hour stock"

# STUDIO 7236

72"L x 36"W x 19"D  
Includes armrests



## MODEL / PRICING

STU7236ATO	Tub Only	\$ 1,186	STU7236AWP	Whirlpool (6)	\$ 2,792	STU7236ATA	Thermal Air	\$ 3,719
------------	----------	----------	------------	---------------	----------	------------	-------------	----------

### ACRYLIC BATHTUB COLORS

**Standard Colors:** Bone | White | Biscuit Included

**EXPORT CRATE** | FRT.EXPCRT NET \$ 151

**HYDRO COAT** | HYC.COA \$ 324

### HYDRO EXPRESS

69.104-HYD.EXP NET \$ 145

**HYDROZONE SYSTEM** | 31.100 NET \$ 452

### INLINE HEATER

*Whirlpool systems only. No dedicated GFI required for 6 amp models.*

12.50 Amps 1.5 KW - 110V   27.100	\$ 693
6.00 Amps 0.75 KW   27.103	\$ 620

### JET PLATING FOR PVC WHIRLPOOL SYSTEMS

Clear / Brass / Chrome. Trim kit covers jet escutcheons, suction, and electronic soft touch pad.

Polished Chrome   STU-PLA.BUI-PC	\$ 380
Polished Brass   STU-PLA.BUI-PB	\$ 380

### PUMPS

**Custom Pump Locations** | 69.116-CUS.PMP \$ 212  
(Drawing of pump locations is required)

**SKIRT** | BSK.60 (factory installed - no access on tub only) \$ 464

**TILE FLANGES** | FLA.MO-X \$ 212

Must be specified at time of order (1, 2, 3, or 4 Sided).

**UNDERMOUNT** | UNDRMT No Charge

### WASTE & OVERFLOW

#### Cable W/O

Polished Chrome   STU-WOB.PC	\$ 279
Polished Brass   STU-WOB.PB	\$ 341

#### Integral W/O (Std. round)

Polished Chrome   STU-IWO.PC	\$ 363
Polished Brass   STU-IWO.PB	\$ 363

### MODEL FEATURES

- Acrylic bathtub
- Integral Tub E-Z level platform with pump installed; facilitates easy installation (standard pump location only)
- Directional, volume controllable jets, 1.25 HP whirlpool system
- Silent air induction
- Suction cover



## STUDIO 7242

72"L x 42"W x 20"D



## MODEL / PRICING

STU7242ATO	Tub Only	\$ 1,296	STU7242AWP	Whirlpool (6)	\$ 3,030	STU7242ATA	Thermal Air	\$ 3,832
------------	----------	----------	------------	---------------	----------	------------	-------------	----------

## ACRYLIC BATHTUB COLORS

**Standard Colors:** Bone | White | Biscuit Included

**EXPORT CRATE** | FRT.EXPCRT NET \$ 151

**HYDRO COAT** | HYC.COA \$ 324

## HYDRO EXPRESS

69.104-HYD.EXP NET \$ 145

**HYDROZONE SYSTEM** | 31.100 NET \$ 452

## INLINE HEATER

*Whirlpool systems only. No dedicated GFI required for 6 amp models.*

12.50 Amps 1.5 KW - 110V | 27.100 \$ 693

6.00 Amps 0.75 KW | 27.103 \$ 620

## JET PLATING FOR PVC WHIRLPOOL SYSTEMS

Clear / Brass / Chrome. Trim kit covers jet escutcheons, suction, and electronic soft touch pad.

Polished Chrome | STU-PLA.BUI-PC \$ 380

Polished Brass | STU-PLA.BUI-PB \$ 380

## PUMPS

**Custom Pump Locations** | 69.116-CUS.PMP \$ 212

*(Drawing of pump locations is required)*

**SKIRT** | BSK.COR *(factory installed - no access on tub only)* \$ 821

**TILE FLANGES** | FLA.MO-X \$ 212

Must be specified at time of order (1, 2, 3, or 4 Sided).

**UNDERMOUNT** | UNDRMT No Charge

## WASTE &amp; OVERFLOW

## Cable W/O

Polished Chrome | STU-WOB.PC \$ 279

Polished Brass | STU-WOB.PB \$ 341

## Integral W/O (Std. round)

Polished Chrome | STU-IWO.PC \$ 363

Polished Brass | STU-IWO.PB \$ 363

## MODEL FEATURES

- Acrylic bathtub
- Integral Tub E-Z level platform with pump installed; facilitates easy installation (standard pump location only)
- Directional, volume controllable jets, 1.25 HP whirlpool system
- Silent air induction
- Suction cover

## 24 HOUR IN STOCK PROGRAM

- Available in white only
- Available on tub only and whirlpool models
- Maximum of 4 tubs per order
- Must specify on purchase order: "Pull from 24 hour stock"

# STUDIO DUAL OVAL

66"L x 44"W x 19"D

74"L x 44"W x 19"D



## MODEL / PRICING

SDO6644ATO	Tub Only	\$ 1,622
SDO6644AWP	Whirlpool (6)	\$ 3,544
SDO6644ATA	Thermal Air	\$ 4,188

SDO7444ATO	Tub Only	\$ 1,751
SDO7444AWP	Whirlpool (6)	\$ 3,706
SDO7444ATA	Thermal Air	\$ 4,345

## ACRYLIC BATHTUB COLORS

**Standard Colors:** Bone | White | Biscuit Included

**EXPORT CRATE** | FRT.EXPCRT NET \$ 151

**HYDRO COAT** | HYC.COA \$ 324

## HYDRO EXPRESS

69.104-HYD.EXP NET \$ 145

**HYDROZONE SYSTEM** | 31.100 NET \$ 452

## INLINE HEATER

*Whirlpool systems only. No dedicated GFI required for 6 amp models.*

12.50 Amps 1.5 KW - 110V   27.100	\$ 693
6.00 Amps 0.75 KW   27.103	\$ 620

## JET PLATING FOR PVC WHIRLPOOL SYSTEMS

Clear / Brass / Chrome. Trim kit covers jet escutcheons, suction, and electronic soft touch pad.

Polished Chrome   STU-PLA.BUI-PC	\$ 380
Polished Brass   STU-PLA.BUI-PB	\$ 380

## PUMPS

**Custom Pump Locations** | 69.116-CUS.PMP \$ 212  
(Drawing of pump locations is required)

## WASTE & OVERFLOW

### Cable W/O

Polished Chrome   STU-WOB.PC	\$ 279
Polished Brass   STU-WOB.PB	\$ 341

### Integral W/O (Std. round)

Polished Chrome   STU-IWO.PC	\$ 363
Polished Brass   STU-IWO.PB	\$ 363

## MODEL FEATURES

- Acrylic bathtub
- Integral Tub E-Z level platform with pump installed; facilitates easy installation (standard pump location only)
- Directional, volume controllable jets, 1.25 HP whirlpool system
- Silent air induction
- Suction cover

# STUDIO HOURGLASS

60" L x 42" W x 21" D  
72" L x 42" W x 21" D  
Includes armrests



## MODEL / PRICING

SHG6042ATO	Tub Only	\$ 1,517	SHG7242ATO	Tub Only	\$ 1,665
SHG6042AWP	Whirlpool (6)	\$ 3,493	SHG7242AWP	Whirlpool (6)	\$ 3,525
SHG6042ATA	Thermal Air	\$ 4,120	SHG7242ATA	Thermal Air	\$ 4,126

## ACRYLIC BATHTUB COLORS

**Standard Colors:** Bone | White | Biscuit Included

**EXPORT CRATE** | FRT.EXPCRT NET \$ 151

**HYDRO COAT** | HYC.COA \$ 324

## HYDRO EXPRESS

69.104-HYD.EXP NET \$ 145

**HYDROZONE SYSTEM** | 31.100 NET \$ 452

## INLINE HEATER

*Whirlpool systems only. No dedicated GFI required for 6 amp models.*

12.50 Amps 1.5 KW - 110V   27.100	\$ 693
6.00 Amps 0.75 KW   27.103	\$ 620

## JET PLATING FOR PVC WHIRLPOOL SYSTEMS

Clear / Brass / Chrome. Trim kit covers jet escutcheons, suction, and electronic soft touch pad.

Polished Chrome   STU-PLA.BUI-PC	\$ 380
Polished Brass   STU-PLA.BUI-PB	\$ 380

## PUMPS

**Custom Pump Locations** | 69.116-CUS.PMP \$ 212  
*(Drawing of pump locations is required)*

## SKIRTS

### Removable Access Panel Skirt

60"   BSK.60 (factory installed - no access on tub only)	\$ 464
70"   BSK.72 (factory installed - with access panel only)	\$ 598

**TILE FLANGES** | FLA.MO-X \$ 212

Must be specified at time of order (1, 2, 3, or 4 Sided).

**UNDERMOUNT** | UNDRMT No Charge

## WASTE & OVERFLOW

### Cable W/O

Polished Chrome   STU-WOB.PC	\$ 279
Polished Brass   STU-WOB.PB	\$ 341

### Integral W/O (Std. round)

Polished Chrome   STU-IWO.PC	\$ 363
Polished Brass   STU-IWO.PB	\$ 363

## MODEL FEATURES

- Acrylic bathtub
- Integral Tub E-Z level platform with pump installed; facilitates easy installation (standard pump location only)
- Directional, volume controllable jets, 1.25 HP whirlpool system
- Silent air induction
- Suction cover

# STUDIO OVAL

60"L x 42"W x 20"D

66"L x 42"W x 21"D

72"L x 42"W x 21"D

Includes armrests



## MODEL / PRICING

STO6042ATO	Tub Only	\$ 1,204	STO6642ATO	Tub Only	\$ 1,382	STO7242ATO	Tub Only	\$ 1,530
STO6042AWP	Whirlpool (6)	\$ 2,736	STO6642AWP	Whirlpool (6)	\$ 2,993	STO7242AWP	Whirlpool (6)	\$ 3,187
STO6042ATA	Thermal Air	\$ 3,694	STO6642ATA	Thermal Air	\$ 3,925	STO7242ATA	Thermal Air	\$ 4,076

## ACRYLIC BATHTUB COLORS

**Standard Colors:** Bone | White | Biscuit Included

**EXPORT CRATE** | FRT.EXPCRT NET \$ 151

**HYDRO COAT** | HYC.COA \$ 324

## HYDRO EXPRESS

69.104-HYD.EXP NET \$ 145

**HYDROZONE SYSTEM** | 31.100 NET \$ 452

## INLINE HEATER

*Whirlpool systems only. No dedicated GFI required for 6 amp models.*

12.50 Amps 1.5 KW - 110V | 27.100 \$ 693

6.00 Amps 0.75 KW | 27.103 \$ 620

## JET PLATING FOR PVC WHIRLPOOL SYSTEMS

Clear / Brass / Chrome. Trim kit covers jet escutcheons, suction, and electronic soft touch pad.

Polished Chrome | STU-PLA.BUI-PC \$ 380

Polished Brass | STU-PLA.BUI-PB \$ 380

## PUMPS

**Custom Pump Locations** | 69.116-CUS.PMP \$ 212

*(Drawing of pump locations is required)*

## WASTE & OVERFLOW

### Cable W/O

Polished Chrome | STU-WOB.PC \$ 279

Polished Brass | STU-WOB.PB \$ 341

### Integral W/O (Std. round)

Polished Chrome | STU-IWO.PC \$ 363

Polished Brass | STU-IWO.PB \$ 363

## MODEL FEATURES

- Acrylic bathtub
- Integral Tub E-Z level platform with pump installed; facilitates easy installation (standard pump location only)
- Directional, volume controllable jets, 1.25 HP whirlpool system
- Silent air induction
- Suction cover

## 24 HOUR IN STOCK PROGRAM

- Available in white only
- Available on tub only and whirlpool models
- Maximum of 4 tubs per order
- Must specify on purchase order: "Pull from 24 hour stock"
- Does not include the 6642 model





# SHOWER PAN COLLECTION

## STANDARD FEATURES

- **POLISHED CHROME DRAIN**
- **SLIP RESISTANT BOTTOMS**
- **INTEGRAL TILE FLANGE** for easy water-proof installation (not standard on universal shower pan).
- **PACKAGING:** All shower pans are packed in sturdy cardboard boxes for shipping.

### FREIGHT

All prices are F.O.B. Customer will be billed for freight on all Shower Pans unless otherwise stated on a quote or a prior arrangement that is submitted in writing.

### COLOR MATCH POLICY

Hydro Systems uses colors developed by gel-coat and acrylic manufacturers that match the colors used by bathroom fixture manufacturers as closely as possible.

In a few cases, it has been found that the color or shading of bathroom fixtures varies depending upon the time and location of manufacture.

Hydro Systems also finds that the colors and shading of cast iron, china or plastic fixtures sometimes appear to look different than gel-coat or acrylic as a result of different surface textures, finishes or room lighting. Due to these conditions, Hydro Systems assumes no responsibility for color variations between its bathtubs and products of other manufacturers.

## OPTIONS & ACCESSORIES

### COLORS

#### ACRYLIC SHOWER PAN COLORS | HPA.XXX

**Standard Colors:** Bone | White | Biscuit Included

**Premium Colors:** Black | Ice Gray \$ 468

#### GEL COAT SHOWER PAN COLORS | HPG.XXX

*Gel Coat colors match all manufacturer's fixture colors.*

**Standard Colors:** Almond | Bone | White | Biscuit

Included

**Color Matching:** Available at an additional charge of \$ 440

#### HYDROLUXE SS™ SHOWER PAN COLORS | UNI.PAN

**Standard Colors:** Bone | White | Biscuit Included

**Premium Colors:** \$ 468

Black | Blue | Carbon | Gray | Espresso | Lime Green  
Olive | Pink | Red | Royal Blue | Sky Blue | Violet | Yellow  
*Custom colors available (please check with Hydro Systems).*

#### TILE FLANGES | FLA.MO-X

(PER SIDE) \$ 74

*Available as add-on only for universal shower pan.*

Must be specified at time of order (1, 2, 3, or 4 Sided).



# SQUARE PAN

HP 3232 32" X 32"  
 HP 3636 36" X 36"  
 HP 4242 42" X 42"

Gel Coat Models: HPG.XXXX  
 Acrylic Models: HPA.XXXX



## MODEL / PRICING

HPG.3232	\$ 609	HPG.3636	\$ 655	HPG.4242	\$ 796
HPA.3232	\$ 793	HPA.3636	\$ 1,001	HPA.4242	\$ 1,118

# CORNER PAN

HPN 3636N 36" X 36"  
 HPN 3838N 38" X 38"  
 HPN 4242N 42" X 42"  
 HPA 4833N 48" X 33" (Please specify LH/RH)

Gel Coat Models: HPG.XXXX  
 Acrylic Models: HPA.XXXX



## MODEL / PRICING

HPG.3636N	\$ 673	HPA.3838N	\$ 958	HPA.4833N-LH/RH	\$ 1,006
HPA.3636N	\$ 946	HPG.4242N	\$ 749		
HPG.3838N	\$ 696	HPA.4242N	\$ 1,075		

# RECTANGULAR PAN

HP 3460 34" X 60"  
 HP 3634 36" X 34"  
 HP 3642 36" X 42"  
 HP 4234 42" X 34"  
 HP 4236 42" X 36"  
 HP 4248 42" X 48"  
 HP 4832 48" X 32"  
 HP 4834 48" X 34"  
 HP 6030 60" X 30" **End Drain L/R**  
 HP 6032 60" X 32"  
 HP 6032 60" X 32" **End Drain L/R**

HP 6033 60" X 33"  
 HP 6034 60" X 34"  
 HP 6736 67" X 36"  
 HP 7236 72" X 36"  
 HP 7536 75" X 36" **Drain off center**  
 (Please specify LH/RH)  
 HP 4450R 44" X 50" **Roll In**  
 HP 6050R 60" X 50" **Roll In**  
 HPS 6034 60" X 34" **with Tiered Lip**

Gel Coat Models: HPG.XXXX  
 Acrylic Models: HPA.XXXX



## MODEL / PRICING

HPG.3460	\$ 813	HPA.3634	\$ 823	HPA.6032	\$ 1,094
HPG.3634	\$ 644	HPA.3642	\$ 854	HPA.6032E-LH/RH	\$ 1,094
HPG.3642	\$ 690	HPA.4234	\$ 958	HPA.6033	\$ 1,130
HPG.4234	\$ 690	HPA.4236	\$ 989	HPA.6034	\$ 1,106
HPG.4834	\$ 743	HPA.4248	\$ 1,038	HPA.6034L *Tiered Lip*	\$ 1,106
HPG.6032	\$ 749	HPA.4450R *Roll In*	\$ 1,173	HPA.6050R	\$ 1,204
HPG.6034	\$ 813	HPA.4832	\$ 989	HPA.6736	\$ 1,198
HPG.7236	\$ 895	HPA.4834	\$ 989	HPA.7236	\$ 1,216
		HPA.6030E-LH/RH	\$ 1,032	HPA.7536-LH/RH	\$ 1,223

# HYDROLUXE SS™ PANS

HPS 6030 60" X 30"

HPS 6032 60" X 32"

HPS 6036 60" X 36"

End drain model (*please specify RH/LH*)



## MODEL / PRICING

HPS.6030	\$ 1,416	HPS.6032	\$ 1,487	HPS.6036	\$ 1,590
----------	----------	----------	----------	----------	----------

# UNIVERSAL SHOWER PAN

Constructed with our Hydroluxe SS™ material  
Optional Square Drain:



## MODEL / PRICING

UNI.PAN

Customizable solid surface shower pan.

**Center Drain:** maximum size 84x60.

**End Drain:** maximum size 76x42.

**Optional Square Drain:** NO CHARGE UPGRADE  
(*please specify when ordering*).

**Standard colors:** L x W x \$ 1.55 per square inch.

**Premium colors:** L x W x \$ 2.55 per square inch.

**Threshold | UNI.THR:** \$ 410 per side.

**Optional Seamless/ADA Roll-in Entrance:** \$ 234.


**Tile Flanges:**

1 side: \$ 74

3 sides: \$ 213

2 sides: \$ 149

4 sides: \$ 293



**BUILD YOUR OWN CUSTOM UNIVERSAL SHOWER PAN**

Scan the QR Code to get started.



# SINK COLLECTION OPTIONS & ACCESSORIES

## COLORS

### SOLID SURFACE SINK COLORS

**Standard Colors:** Bone | White | Biscuit Included

**Premium Colors:** \$ 855

Black | Blue | Carbon | Gray | Espresso | Lime Green

Olive | Pink | Red | Royal Blue | Sky Blue | Violet | Yellow

*Custom colors available (please check with Hydro Systems).*

**Matte Finish** NO ADDITIONAL CHARGE

**Two-Tone Upgrade** | SSS.2TN \$ 514

**Polished Upgrade** | SSS.POL \$ 89

### ACRYLIC SINK COLORS | AC.XXX

**Standard Colors:** Bone | White | Biscuit Included

**Premium Colors:** Black | Ice Gray \$ 458

**INTEGRAL LINEAR OVERFLOW** | LWO.XX \$ 151

*(block sink only)*

**LED TEMP. READOUT KEYPAD** | LED.UPG \$ 531

Upgrade only, must have a keypad controlled system to purchase.

## SINK POLICY

- Faucet not included with the sale of sink.
- Drain not included

## FREIGHT

F.O.B. unless you order 2 sinks with any Hydro Systems bathtub to make it FFA.

# SOLID SURFACE SINKS

## MODEL / PRICING

ARC2214SSS	SS Sink Only	\$ 940
BLO2218SSS	SS Sink Only	\$ 940
BLO2518SSS	SS Sink Only	\$ 940
CRE2416SSS	SS Sink Only	\$ 1,149

ELL2215SSS	SS Sink Only	\$ 940
PRI2215SSS	SS Sink Only	\$ 940
PRI3915SSS	SS Sink Only	\$ 1,880

ARC

22" x 14" x 6"



BLOCK

22" x 18" x 4"

25" x 18" x 4"



INTEGRAL OVERFLOW NOT INCLUDED

CRESCENT

24" x 16" x 7"



ELLIPSE

22" x 15" x 4"



PRISM

22" x 15" x 4"

39" x 15" x 4"



# ACRYLIC SINKS

## MODEL / PRICING

DEL2126ATO	Sink Only	\$ 719	PET2126ATO	Sink Only	\$ 719
DEL2126ATA	Thermal Air (Switch)	\$ 1,253	PET2126ATA	Thermal Air (Switch)	\$ 1,253
DEL2126ATD	Thermal Air (Digital)	\$ 1,530	PET2126ATD	Thermal Air (Digital)	\$ 1,530

### DELICATE TOUCH 21" L x 26" W x 14" D

(Specify smooth or washboard interior)

Micro mount is a standard feature



### PETOPIA 21" L x 26" W x 14" D

Micro mount is a standard feature





# PARTS LIST (minimum charge \$25)

Part Number/ Manufacturer	Item No.	Description	Price
------------------------------	----------	-------------	-------

## DRAINS

Westbrass	HED.XX	Half Exposed Tip Toe Drain, group 1 finishes	\$ 527
Westbrass	HED.XX	Half Exposed Tip Toe Drain, group 2 finishes	\$ 597
Westbrass	WTT.XX	Fully Exposed Tip Toe Drain, group 1 finishes	\$ 550
Westbrass	WTT.XX	Fully Exposed Tip Toe Drain, group 2 finishes	\$ 614
OS&B	POP.UP-XX	Pop up drain (linear integral and standard integral)	\$ 216

## PUMPS

Standard	122111	Electronic control on/off system 2.25 HP (May 2005 - Current)	\$ 749
Plus	112112	Studio Collection - Air switch system 1.25 HP (May 2005 - Current)	\$ 895
ITT/Balboa	R-150	1.5 HP variable speed 110V only with 30" NEMA cord or 4-pin amp plug (220V N/A)	\$ 965
AO Smith	TBS-310	Internal air switch or jag switch	\$ 105

Part Number	Description	Price
-------------	-------------	-------

## INLINE HEATER









CT101-B	110V inline pressure heater-1500 watt 12.2 amp	\$ 749
CT101-D	110V inline vacuum heater 1500 watt 12.2 amp	\$ 761
CT107-B	110V 600 watt inline pressure heater 6 amp	\$ 661
CT107-D	110V 600 watt inline vacuum heater 6 amp	\$ 661
HEA.GSKT	Gasket flat washer with rib pair	\$ 29
HEA.MNFLD	Inline manifold	\$ 53
HEA.SLP1.0	1" Slip x 1.5" male thread + 1" Spgt x1.5" Male thread (pair)	\$ 64
HEA.SLP1.5	1.5" Slip x 1.5" male thread (pair)	\$ 64

**\*\*\* Note:** Personalized bathtubs may or may not be cancelable or returnable.

# PARTS LIST (minimum charge \$25)

Part Number	Item Picture / Name	Description	Price
-------------	---------------------	-------------	-------

## ELECTRONIC CONTROL KEY PADS

26400-100-100		4 button square pump and light	\$ 433
26400-100-102		4 button square pump, blower, and light	\$ 433
26404-100-100		6 button square pump, blower, wave/pulse, +, - and light	\$ 486
26400-100-112		2 button round digital readout	\$ 433
26400-100-101		4 button square pump, variable speed blower, wave, and pulse	\$ 433
26400-100-103		4 button square blower, wave, and pulse +, -	\$ 486
26400-100-104		4 button square variable speed blower, wave, pulse, and light	\$ 433
26413-100-100		4 button square digital readout with H/S logo	\$ 737
Sequence	HS-100 (2 button)	Variable or single speed pump with single option control & LCD display	\$ 445
Sequence	HS-101 (4 button)	Variable or single speed pump with single option control	\$ 451
Sequence	HS-102 (4 button)	Variable or single speed pump with two option controls & user preference key	\$ 480
Sequence	HS-103 (4 button)	Variable speed blower with four button control (8800)	\$ 480
Sequence	HS-215 (8 button)	Variable/Single speed pump & blower w/ 4 option keys & 2 user preference keys	\$ 620
Sequence	8 Button dongle	Programmer for IR	\$ 601
Sequence	8 Button with IR	8 button keypad with built-in IR	\$ 729

## CONTROL BOXES with KEY PADS

ACC	HS-50/ACC-50	\$ 497	Optional water level sensor	\$ 59	Key Pad	\$ 146
Sequence	IMC	\$ 521	Optional water level sensor (ITW209)	\$ 205	SEE ABOVE	
Sequence	ISD (solenoid driver)	\$ 644	Sensor Cable (conductive water level)	\$ 59	SEE ABOVE (HS-103)	
Sequence	AST	\$ 433	Control box for the Studio Collection TA system			
Sequence	IAU	\$ 497	CMP Water Sensor			\$ 21 NET
26400-000-901	CMP Control Box 901; operates up to 2 lights in series, pump, and water level sensor					\$ 128 NET
26400-000-902	CMP Control Box 902; operates up to 4 lights in series, pump, blower, and water level sensor					\$ 277 NET
26400-000-904	CMP Control Box 904; operates 8 solenoids, 6 of them can work at the same time					\$ 266 NET
26400-000-906	CMP 906 Blower Only Control Box					\$ 218 NET

## LED LIGHTING

26400	6 LED light	\$ 181
26400	6 LED Slave kit: bulb socket, 10" cable, 6 LED slave bulb	\$ 181
26400	2.0" Bath light kit: lens, nut, gasket, reflector	\$ 99

## THERMAL AIR

RPRT.TA.EXT-KIT	Extension Kit For Remote Blower (Thermal Air): Cbl-168 (6Ft), 8 Pin Adaptor (2009- Sep '16)	\$ 205
Hydro Quip	Blower (110V) w/ nelma cord (hydro quiup) current	\$ 819
Hydro Quip	Delicate Touch Sink Blower	\$ 819
CMP	XCbl, 6', 3-pin adaptor with 3 port barrel adaptor	\$ 200

## MISCELLANEOUS

TRIM	PLASTIC	PC/PB	OTHER*	Skirt Caps (incl. colored cap, screw & insert) Set of 4	\$ 29	
Standard or Swirling Jet	\$ 48	\$ 80	\$ 128	PVC Jet Body, wall fitting and venturi	\$ 59	
Air Switch	\$ 48	\$ 69	\$ 112	PVC Jet, insert (directional or swirling)	\$ 53	
Suction Cover (excludes wall fitting)	\$ 60	\$ 101	\$ 138	PVC Suction wall fitting and 90	\$ 59	
Jumbo or Rotating Jet	\$ 69	\$ 85	\$ 149	PVC Jumbo Jet body, wall fitting and venturi	\$ 82	
Old Style Threaded Jet (spring eyeball)	\$30 NET	\$50 NET	\$65 NET	PVC Pump tee	\$ 35	
PILLOWS-STANDARD COLORS				PVC Pump union (pair)	\$ 59	
All models except fantasy				\$ 181	PVC A/S body	\$ 82
Fantasy				\$ 211	HydrOzone	\$ 474
Neck Masseuse Urethane Pillow				\$ 199	Hydro Fusion	\$ 778
Neck Masseuse Cover				\$ 35 NET	Walk-in handle, polished chrome	\$ 216
CABLE W&O				Walk-in door gasket	\$ 222	
PC: \$ 287      PB: \$ 339      WHI/BIS: \$ 310      Other: \$ 486				Acrylic Repair kits	\$ 94 NET	
LINEAR OVERFLOW & DRAIN				Acrylic Drain Cover	\$ 105 NET	
PC: \$ 216      PB: \$ 216      Other: \$ 216      GOLD: Call for Pricing				(Marlie, Versailles, Cheyenne, Lexie)		

\* GOLD: Call For Pricing

\*\*\* **Note:** Personalized bathtubs may or may not be cancelable or returnable.

# P.O. WORKSHEET

Date: \_\_\_\_\_

Company: \_\_\_\_\_

P.O. #: \_\_\_\_\_

Address: \_\_\_\_\_

Ordered by: \_\_\_\_\_

Phone: \_\_\_\_\_

## SYSTEM INFORMATION

Tub Model: \_\_\_\_\_

Color/Finish of W/O: \_\_\_\_\_

Color of Tub: \_\_\_\_\_

## SHIPPING ADDRESS

☐ Job Site

☐ Dealer

Company: \_\_\_\_\_

Address: \_\_\_\_\_

Phone: \_\_\_\_\_

## TUB OPTIONS

☐ Back Masseur I - Quantity: \_\_\_\_\_ \$ \_\_\_\_\_  
Finish: \_\_\_\_\_

☐ Back Masseur II - Finish: \_\_\_\_\_ \$ \_\_\_\_\_  
(Only 1 Back Masseur II per tub)

☐ Export Crate \$ \_\_\_\_\_

☐ Extra High Density \$ \_\_\_\_\_

☐ Grab Bars - Finish: \_\_\_\_\_ \$ \_\_\_\_\_  
Style of Bar: Colonial / Universal

☐ Hydro Blanket - Number of zones: \_\_\_\_\_ \$ \_\_\_\_\_  
(Note zone locations on diagram)

☐ HydroCoat \$ \_\_\_\_\_

☐ HYDRO EXPRESS \$ \_\_\_\_\_

☐ HydroFusion - Type: \_\_\_\_\_ \$ \_\_\_\_\_

☐ Hydro Indulge \$ \_\_\_\_\_

☐ Inline Heater \$ \_\_\_\_\_

\_\_\_\_\_ 110V 12.5 Amps/1.5 kW \$ \_\_\_\_\_

\_\_\_\_\_ 110V 6.0 Amps/0.75 kW \$ \_\_\_\_\_

\_\_\_\_\_ 220V 12.0 Amps/1.5 kW Mood Light \$ \_\_\_\_\_

☐ Additional Jet - Type: \_\_\_\_\_ \$ \_\_\_\_\_  
Quantity: \_\_\_\_\_

☐ Jet Upgrade - Type: \_\_\_\_\_ \$ \_\_\_\_\_  
Quantity: \_\_\_\_\_

☐ Plating for jets - Finish: \_\_\_\_\_ \$ \_\_\_\_\_

☐ Micro Therapy Jet - \$ \_\_\_\_\_

Quantity: \_\_\_\_\_ Finish: \_\_\_\_\_

☐ Job Site Delivery \$ \_\_\_\_\_

☐ LED Chromotherapy light \$ \_\_\_\_\_

☐ Low Water Protection \$ \_\_\_\_\_

☐ Micro Mount \$ \_\_\_\_\_

☐ Molded Arm Rest - Quantity: \_\_\_\_\_ \$ \_\_\_\_\_

☐ Neck Masseur Pillow Quantity: \_\_\_\_\_ \$ \_\_\_\_\_

☐ Padded Head Rest (Black only) \$ \_\_\_\_\_

☐ Pump Upgrade - 110V to 220V \$ \_\_\_\_\_

☐ Variable Speed Pump (110V only) \$ \_\_\_\_\_

☐ Remote Control \$ \_\_\_\_\_

☐ Skirt - Type: \_\_\_\_\_ LH / RH \$ \_\_\_\_\_  
Quantity: \_\_\_\_\_ Seamed / Seamless

☐ Tile Flange - Molded \$ \_\_\_\_\_  
(Note positioning of flanges on diagram)

☐ Walk In Finish Upgrade - Finish: \_\_\_\_\_ \$ \_\_\_\_\_

☐ Waste and Overflow: Integral / Linear \$ \_\_\_\_\_  
Solid Brass Drain Upgrade

☐ Waterfall Fill Spout (Integrally Molded) \$ \_\_\_\_\_

☐ Recirculating Spout Option \$ \_\_\_\_\_



☐ Inline Heater - Type: \_\_\_\_\_ \$ \_\_\_\_\_

☐ Recirculation System (Auburn model only) \$ \_\_\_\_\_

☐ Standard Equipment Locations

☐ See diagram for Equipment Locations

**TOTAL** \$ \_\_\_\_\_



### PLEASE SHOW:

- Pump location & access
- Tub drain
- Molded flanges

- Jet locations
- Tub overflow
- Other options


Customer Approval: \_\_\_\_\_

Date: \_\_\_\_\_


\*\*\*Note: Personalized bathtubs may or may not be cancelable or returnable.

# COLOR SELECTION INDEX


## ACRYLIC COLORS




WHITE




BISCUIT



BLACK




BONE




ICE GREY


## HYDROLUXE SS™ COLORS




WHITE




ALMOND




BISCUIT




BLACK




BLUE



CARBON




ESPRESSO




GREY




LIME GREEN




OLIVE




PINK




RED



ROYAL BLUE



SKY BLUE



VIOLET



YELLOW

\*\*Colors of the actual bathtub may have minor variations from the sample in this book or on your computer monitor. While Hydro Systems strives to perfectly match these colors, a minor variation in the color selected by you is considered as a normal practice.\*\*

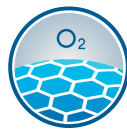


# HYDRO SYSTEMS

Family Owned And Operated Since 1978




GREEN IS CLEAN



HYDROZONE



BUY AMERICAN



## West Coast Headquarters

29132 Avenue Paine  
Valencia, CA 91355

[HYDROSYSTEM.COM](https://www.hydro-system.com)

Ph: 661-775-0686

## East Coast Headquarters

385 GA-155 S  
McDonough, GA 30253