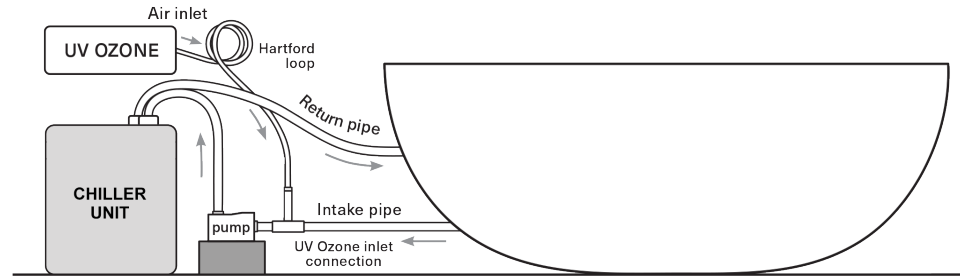


Hydro Systems Cold Plunge System | Installation Form

Technical Support
support@hydrosystem.com
Phone: 661-775-0686
www.hydrosystem.com

Before placing order, consider the following:

- Determine Chiller Unit placement
- Chiller must be at least 3 ft and no more than 8 ft from tub
- Chiller cannot fit within a Hydro Systems Tower
- A tower can help to conceal exposed plumbing
- Chiller must be placed within a location that allows for proper ventilation
- If ordering tower with Metro tub, please specify if you want keypad mounted on tower



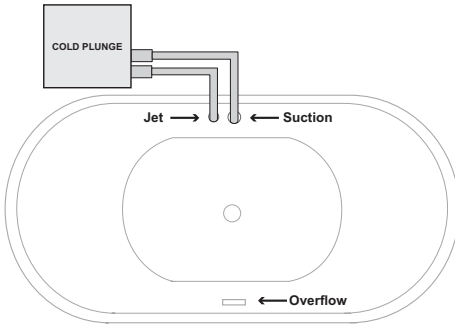
BACKSIDE OF TUB



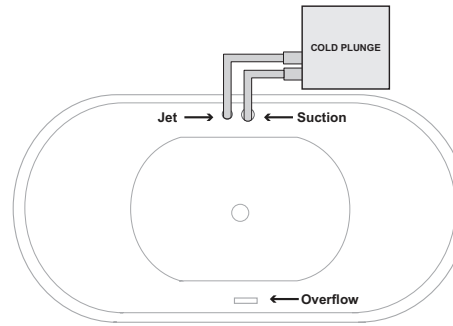
Position of chiller unit will determine inlet/outlet direction

Select position of Chiller Unit:

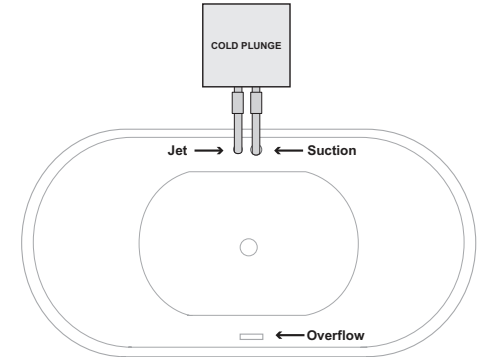
☐ Is the chiller unit to the **RIGHT** side of the bathtub?



☐ Is the chiller unit to the **LEFT** side of the bathtub?



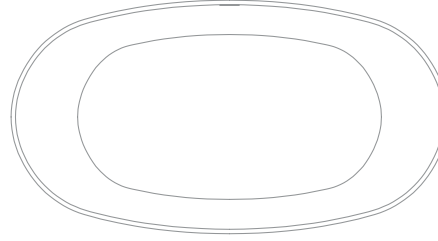
☐ Is the chiller unit **DIRECTLY BEHIND** the bathtub?



Add the following:

- Drain position
- Overflow position
- Suction position
- Jet position
- Tower (must specify size & location on tub)

L" ____ W" ____ H" ____



Dealer Contact

Purchase Order _____
Date _____
Company _____
Contact _____
Email _____
Phone _____

INTERNAL USE

Reviewed by _____ Date _____

Approved by _____ Date _____

Notes

Customer Signature

Signature _____

Print name _____

Email completed for to: support@hydrosystem.com