



# PRICE LIST

EFFECTIVE MARCH 1, 2025



Steve C. Wilson Photography



# WHAT'S NEW FOR 2025

<b>NEW BATHTUB MODELS/SIZES</b>	<b>PAGE</b>
Desilu 60x36 Acrylic Drop-In Bathtub - DESIGNER COLLECTION	35
Hayley 72x44 Acrylic Drop-In Bathtub - DESIGNER COLLECTION	50
Linda 72x54 Acrylic Drop-In Bathtub - DESIGNER COLLECTION	67
Monet 60x36 Acrylic Freestanding Bathtub - DESIGNER COLLECTION	77
Stella 66x36 Acrylic Drop-In Bathtub - DESIGNER COLLECTION	98
Anson 66x35 Solid Surface Freestanding Bathtub - METRO COLLECTION	109
Coachella 68x32 Solid Surface Freestanding Bathtub - METRO COLLECTION	111
Lido 66x34 Solid Surface Freestanding Bathtub - METRO COLLECTION	115
Charlize 66x36 Acrylic Freestanding Bathtub - STUDIO COLLECTION	147
<b>OUTDOOR COLLECTION</b>	168
Avila 82x82	170
Cottonwood 91x91	170
Yellowstone 92x35	171
Yukon 92x35	171
<b>NEW SHOWER PAN</b>	163

## NEW OPTIONS

Hydro Fill - available for DESIGNER, STON & STUDIO COLLECTION

## COLOR KEY

Almond	ALM	Pewter	PE
Antique Brass	AB	Polished Brass	PB
Biscuit	BIS	Polished Chrome	PC
Black	BLA	Polished Gold	PG
Bone	BON	Polished Nickel	PN
Brushed Brass	BB	Satin Brass	SB
Brushed Chrome	BC	Satin Chrome	SC
Brushed Gold	BG	Satin Gold	SG
Brushed Nickel	BN	Satin Nickel	SN
Gold	GOL	Silver	SIL
Matte Black	MB	White	WHI
Oil Rubbed Bronze	ORB		

# TABLE OF CONTENTS

How to Order your Tub	4
Collection Reference Guide	5
Key Option Reference Guide	6
Product Index	7
Tub Guide	8-11
Color Guide and Electrical Requirements	12
<hr/>	
<b>DESIGNER COLLECTION</b>	<b>13</b>
Options and Accessories	15-17
Tubs and Pricing	18-105
<hr/>	
<b>METRO COLLECTION</b>	<b>106</b>
Options and Accessories	107
Tubs and Pricing	108-122
<hr/>	
<b>STON COLLECTION</b>	<b>123</b>
Options and Accessories	125-126
Tubs and Pricing	127-143
<hr/>	
<b>STUDIO COLLECTION</b>	<b>144</b>
Options and Accessories	145
Tubs and Pricing	146-159
<hr/>	
<b>SHOWER PAN COLLECTION</b>	<b>160</b>
Options and Accessories	161
Pans and Pricing	162-163
<hr/>	
<b>SINK COLLECTION</b>	<b>164</b>
Options and Accessories	165
Sinks and Pricing	166-167
<hr/>	
<b>OUTDOOR COLLECTION</b>	<b>168</b>
Standard Features and Color Guide	169
Tubs and Pricing	170-171
<hr/>	
Parts	172-174
P.O. Worksheet	175
Color Selection Index	176

# HOW TO ORDER YOUR TUB

1. **Choose the Hydro Systems tub model**
2. **Pick the appropriate dimensions**
3. **Specify the system:** Tub Only, Whirlpool, Thermal Air or Combo – there will be an "A", "G", "H", or "S" before the system code which determines if this tub is Acrylic (A), Gel Coat (G), Hydroluxe SSTM Metro (H), Hydroluxe SSTM STON (S)
4. **Designate the color of your choice** (see pg 1 for available colors). *Example: LAC - 6630 - A - WP - WHI (Tub Model - Dimensions - Acrylic - Whirlpool - White)*
5. **Options/Customization** – Any options selected must be listed by option code AND description. All codes are listed to the right of each item. You will write the code and then specify the color of your choice using the color key on page 4. *Example: BAC.MA1-WHI or BAC.MA1-PC (Back Masseur System I - White or Polished Chrome)*
6. **Submit diagram** for all equipment modifications not located in standard position (pump/ blowers/ jets – Please see page 175 for a tub worksheet)

7. **Email your purchase orders:**  
Email - [orders@hydrosystem.com](mailto:orders@hydrosystem.com)

## HELPFUL TIPS

- When ordering a tub with a center drain and you are adding (for example) a back masseuse, please designate the overflow location and where the back masseuse should be placed.
- If you are doing a custom pump location please be aware that the pump may stick out (please call Hydro Systems for further information).
- If you are ordering a tub with tile flange please specify a right or left hand drain. Flanges must be specified at the time you place your order. If the model is not an end drain tub you must submit a diagram.
- Adding jets and back masseuse systems may require a 2 pump system (please call Hydro Systems for further information).
- When ordering a freestanding tub with Cold Plunge, Fusion, or Indulge, a drawing for equipment location must be included.

---

## FREIGHT POLICY

- Only Designer Collection are shipped freight prepaid direct to the customer (distributor).
- All Metro and STON Collection products are shipped for a fee of \$200.
- Customer will be billed for freight on all Studio Collection and Shower Pans unless otherwise stated on a quote or a prior arrangement that is submitted in writing.
- Residential delivery and/or Drop Ship to a second location may incur an additional \$100 net charge for the first tub and \$15 per additional tub on the same shipment. There is also a \$75 Lift Gate fee.
- Residential delivery is a curbside service only.
- Customer will be billed for all drop-shipments out-of-state from dealer location, regardless of collection the bathtub comes from. Please contact Hydro Systems for further details.
- Charges may be incurred for additional services (i.e. lift gate, re-delivery, re-consignment, customs, etc.).
- Storage Fees will be incurred if product is not shipped or picked up within 30 days of completion date. Product will be invoiced and payment terms commenced retroactive to the completion date. Storage fees will be billed weekly at the rate of \$10 per day until product is shipped.
- Make sure to inspect product before accepting delivery from freight company. Take special caution if the product's shock watch has turned red, indicating impact during transit. If minor damage is found upon inspection, please denote on shipper's paperwork before accepting product detailing the damage. Minor damage can be repaired without need for returning product. If you believe damage is unrepairable do not accept product and notify Hydro Systems right away so we can get your order replaced.
- Claims for defective or missing merchandise, other than claims resulting from shipment, must be made to Hydro Systems, Inc within 24 hours of receipt of merchandise.

---

## RETURNS / CANCELLATION POLICY

- **Return of merchandise** must be pre-authorized by Hydro Systems, Inc. by way of a return goods authorization (RGA) number, and shipped to the factory prepaid within 30 days of issuance of the number. Merchandise may not be returned if more than 90 days have passed since the original date of shipment.
- **A Credit Memo** will be issued against future orders for merchandise returned in original condition, subject to a minimum 35% and maximum 75% return charge. Custom products (i.e. custom jetting or pump locations, custom features, premium colors, etc.) are NOT returnable.
- **Hydro Express orders are non-cancellable.**

# BATHTUB COLLECTION REFERENCE GUIDE

	DESIGNER COLLECTION	METRO COLLECTION	STON COLLECTION	STUDIO COLLECTION
MATERIAL	Acrylic & Gel Coat	Hydroluxe SS™	Hydroluxe SS™	Acrylic & Gel Coat
FREIGHT	FFA	\$200 net	\$200 net	FOB
SYSTEMS AVAILABLE	Whirlpool, Thermal Air, & Combo	Thermal Air	Whirlpool, Thermal Air, & Combo	Whirlpool & Thermal Air
LINEAR DRAIN	Optional/Cost	Standard	Optional/Cost (Drop-In Only)	Standard on a few models
STANDARD LINEAR DRAIN FINISH	Chrome	Color Matched	Color Matched	Chrome
CABLE WASTE/OVERFLOW INCLUDED	Yes/PC standard, all finishes no cost, except gold	N/A	Yes (Drop-In models only)	No
WARRANTY	99 Years	10 Years	10 Years	5 Years
CUSTOM PUMP/BLOWER LOCATION	Yes	Yes	Yes	\$240
WHIRLPOOL PUMP	2.25 HP	N/A	2.25 HP	1.25 HP
HYDROZONE	Included with System	Included with System	Included with System	\$555
HYDRO EXPRESS (NET COST)	Drop-In - \$300 Freestanding - \$500	Yes - \$500	Drop-In - \$300 Freestanding - \$500	Drop-In - \$300 Freestanding - \$500

\*\*Quick Ship does not affect/replace normal freight costs. Quick Ship just gets your tub's manufacturing lead time reduced\*\*

# KEY OPTION REFERENCE GUIDE

## BACK MASSEUSE

Shiatsu Electronic or Manual diverter controlled, the 6-jet system allows you to sit back and have a back massage while in your tub.

## CHROMATHERAPY

Utilizes different color light cycling throughout your bathing experience to help create changes in both your mental and physical well being.

## COLD PLUNGE

Use the power of daily cold plunge and go beyond the traditional bathing experience and enjoy the benefits of cold water therapy. Ability to reduce bathing temperature to 39 degrees.

## CUSTOM JET TYPE, QUANTITY & LOCATION

Pick and choose exactly how many jets you want, where you want them located, and what type of jet (standard, jumbo, therapeutic, swirling for any whirlpool tub).

## CUSTOM PUMP/BLOWER LOCATION

Customize the location of the pump and/or blower (some restrictions apply), must include drawing.

## HYDRO EXPRESS

Move your order up the front of the line to get it manufactured quicker. Does not change any additional freight costs.

## HYDRO FILL

Integrated spout is factory-installed on an inside wall of the tub, allowing for alternate option from traditional filler spout for filling your tub. Available on all alcove/drop-in models.

## HYDRO FUSION

A circulation heater that can be added to any drop-in tub. Designed to operate with virtually no water movement while offering an endless supply of warm soothing water to prolong the bathing experience.

## HYDROZONE

Like bathing in bottled water. Introduces natural ozone to the water when you run the Hydrotherapy system which immediately sanitizes and cleanses the water.

## INDULGE

Infuses water with millions of micro sized oxygen rich micro bubbles to help cleanse, heal, and restore skin. Improves collagen production that can help reduce wrinkles and even ease symptoms from several skin disorders.

## INTEGRAL TILE FLANGE

Available on select non-oval tubs. Please specify which sides flange will need to be added to.

## LINEAR DRAIN

Creates a sleek & stylish look while giving the bather one additional inch of soaking depth vs normal drain.

## MICRO MOUNT

The micro mount reduces the standard edge profile of the tub to a nominal ½". Not available on tub models with edge detail.

## MOLDED ARMREST

Choose 2 for eligible end drain and 2-4 for eligible center drain models.

## NECK MASSEUSE PILLOW

Similar to the Back Masseur, but for the neck, while you lay your head on a soft pillow. Choose 3 speeds depending on your needs.

## SKIRTS

We can add as many skirts as you'd like to most rectangular drop-in tubs so that you can create your own style or make it fit any application. Seamed or seamless, the opportunities are endless – peninsula, corner, freestanding – if you can dream it, we can build it.

## TOWER

Can be added to any of our freestanding bathtubs, allowing you to use traditional Roman tub faucets, hide select equipment, or exposed plumbing. Must specify size when ordering.

## TUB FINISH

Choose to have your tub with a polished finish (standard) or matte, choose a combination polished/matte finish, or even add a metallic finish to the outside of your tub.

---

## OTHER AVAILABLE PRODUCTS

Bathroom & laundry sinks, shower pans, freestanding outdoor cold/hot plunge, pet spas, walk-in-tubs.

## COLD PLUNGE, FUSION & INDULGE

When ordering a freestanding tub with Cold Plunge, Fusion, or Indulge, a drawing for equipment location must be included.

# PRODUCT INDEX

## BATHTUBS

AIMEE	18	ENTRE	43	MONET	77	SYLVIA	web
ALAMO	108	ERICA	44	MONTEREY	78	TOPAZ	web
ALEXIS	19	ESTEE	45	MYSTIQUE	79	TRIBECA	122
ALYSSA	web	EVANSPORT	46	NATALIE	80	VANESSA	100
AMBER	127	EVELINE	147	NATASHA	81	VERSAILLES	101
ANAHA	108	FANTASY	47	NEWBURY	118	VICTORIA	102
ANDREA	128	FUJI	48	NIANTIC	119	WALK-IN	103
ANGEL	20	GALAXIE	49	NINA	82	WHITNEY	104
ANNETTE	128	GARNET	136	NOELLE	83	YVETTE	105
ANSON	109	GATEWAY	112	OBSIDIAN	139		
ASHLEY	21	GEORGETOWN	113	ONYX	web	<b>SHOWER PANS</b>	
ATLANDIA	22	GRANITE	137	OPAL	140	CORNER PAN	162
AUBRY	146	GRANT	113	OVATION	84	HYDROLUXE SST™ PANS	163
AUBURN	109	GUTHRIE	114	PACIFIC	119	RECTANGULAR PAN	162
BELLEVUE	110	HAYLEY	50	PALMER	85	SQUARE PAN	162
BISCAYNE	110	HYDE	114	PEARL	140	UNIVERSAL PAN	163
BREANNE	146	ISABELLA	51	PENTHOUSE	web		
CARIBE	web	JACQUELINE	52	PICASSO	86	<b>SINKS</b>	
CARLI	23	JADE	138	PREMIER	web	ARC SINK	166
CARRERA	129	JENNIFER	53	PROVENCE	120	BLOCK SINK	166
CASEY	24	JESSICA	54	QUARTZ	141	CRESCENT SINK	166
CASSI	25	KATARINA	55	RACHAEL	87	DELICATE TOUCH SINK	167
CHAGALL	26	KAYLA	56	REDONDO	88	ELLIPSE SINK	166
CHARLIZE	147	KELLIE	57	REGAL	web	PETOPIA SINK	167
CHARLOTTE	27	KIMBERLY	58	REGAN	151	PRISM SINK	166
CHATEAU	111	KIRA	59	RICHMOND	120		
CHEYENNE	28	KONA	148	RILEY	89	<b>OUTDOOR TUBS</b>	
CHLOE	29	LACEY	60	RINCON	90	AVILA	170
CITRINE	130	LARA	62	ROCKWELL	91	COTTONWOOD	170
CLARISSA	30	LARGO	63	RODEO	121	YELLOWSTONE	171
COACHELLA	111	LAUREN	64	RODIN	92	YUKON	171
COAL	131	LEXIE	65	ROSEMARIE	93		
CORAL	132	LIBERTY	115	RUBY	142		
CORAZON	133	LIDO	115	SAPPHIRE	web		
COURTNEY	31	LILIANA	66	SAVANNAH	94		
CRYSTAL	web	LINDA	67	SHANNON	152		
DANIELA	134	LINDSEY	149	SLATE	143		
DANIKA	web	LOGAN	116	SOHO	121		
DAVINCI	32	LORRAINE	68	SOHO	121		
DEANNA	33	LUCY	69	SOLITUDE	95		
DEBRA	34	MAKYLA	70	SOLO	96		
DENALI	112	MALIA	71	SOPHIA	97		
DESILU	35	MANHATTAN	116	STELLA	98		
DOMINGO	36	MARIE	150	STUDIO 5959	153		
DONATELLO	37	MARISSA	72	STUDIO 6032	153		
DUO	38	MARLIE	73	STUDIO 6036	154		
ECLIPSE	web	MARQUIS	117	STUDIO 6042	154		
EILEEN	39	MELISSA	74	STUDIO 7236	155		
ELIZABETH	40	MELLENIE	75	STUDIO 7242	156		
ELLE	41	MICHELANGELO	76	STUDIO DUAL OVAL	157		
EMERALD	135	MILLENNIUM	117	STUDIO HOURGLASS	158		
EMMA	42	MITRA	138	STUDIO OVAL	159		
		MIZU	118	SUMMERLIN	122		
				SYDNEY	99		

# TUB GUIDE

(C) Corner  
(FS) Freestanding

(O) Oval  
(AL) Alcove  
(R) Rectangle  
(DM) Deck Mount

(RND) Round  
(UM) Under Mount

SIZE	MODEL	SHAPE	INSTALL TYPE	PAGE #
4040	FUJI	R	DM, UM	48
4128	SAPPHIRE	R	DM, UM	website
4830	GRANITE	R	DM, UM	137
	SOHO	O	FS	121
5227	MIZU	RND	FS	118
5230	WALK-IN	R	AL	103
5428	GARNET	R	FS	136
5430	SOLO	R	DM, UM	96
5431	GRANITE	R	DM, UM	137
5436	REGAN	R	AL	151
5517	PEARL	RND	FS	140
5555	CLARISSA	C	DM	30
5731	SUMMERLIN	R	FS	122
5736	RICHMOND	R	FS	120
5828	GARNET	R	FS	136
5830	DANIELA	O	FS	134
	OBSIDIAN	O	FS	139
5831	ALAMO	O	FS	108
5836	GUTHRIE	O	FS	114
5932	MARQUIS	O	FS	117
5959	RINCON	C	DM	90
	STUDIO 5959	C	DM	153
6030	GRANITE	R	DM, UM	137
	LACEY	R	DM, UM	60
	LINDSEY	R	DM, UM	149
	MARLIE	R	DM, UM	73
	SHANNON	R	AL	152
	SOLITUDE	R	DM, UM	95
	SYDNEY	R	AL	99
6032	AUBRY	O	FS	146
	BELLEVUE	R	FS	110
	CARRERA	R	DM, UM	129
	CITRINE	R	AL	130
	COAL	R	DM, UM	131
	ENTRE	R	AL	43
	GRANITE	R	DM, UM	137
	KIRA	R	DM, UM	59
	LACEY	R	DM, UM	60
	LINDSEY	R	DM, UM	149
	MALIA	O	DM, UM	71

SIZE	MODEL	SHAPE	INSTALL TYPE	PAGE #
6032	MARLIE	R	DM, UM	73
	REGAN	R	AL	151
	ROSEMARIE	R	DM, UM	93
	SHANNON	R	AL	152
	SLATE	R	FS	143
	SOLO	R	DM, UM	96
	STUDIO 6032	R	DM, UM	153
	SYDNEY	R	AL	99
6034	SYDNEY	R	AL	99
6036	BREANNE	O	FS	146
	DEANNA	O	DM	33
	DESILU	O	DM	35
	GRANITE	R	DM, UM	137
	ISABELLA	R	DM	51
	KONA	R	AL	148
	LACEY	R	DM, UM	60
	LINDSEY	R	DM, UM	149
	MARLIE	R	DM, UM	73
	MONET	O	FS	77
	REGAN	R	AL	151
	RUBY	R	DM, UM	142
	SOLO	R	DM, UM	96
	STUDIO 6036	R	DM, UM	154
	SYDNEY	R	AL	99
6038	CASEY	O	FS	24
	GALAXIE	O	DM	49
	SYLVIA	O	DM	website
6040	DEANNA	O	DM	33
	FUJI-26	R	DM, UM	48
	FUJI-32	R	DM, UM	48
6042	CASSI	R	DM	25
	EVANSPORT	R	DM, UM	46
	FANTASY	R	DM	47
	KONA-15	R	AL	148
	KONA-18	R	AL	148
	KONA-20	R	AL	148
	LACEY	R	DM, UM	60
	LORRAINE	O	DM, UM	68
	MALIA	O	DM, UM	71
	MARIE	R	AL	150

# TUB GUIDE

(C) Corner  
(FS) Freestanding

(O) Oval  
(AL) Alcove

(R) Rectangle  
(DM) Deck Mount

(RND) Round  
(UM) Under Mount

SIZE	MODEL	SHAPE	INSTALL TYPE	PAGE #
6042	MONTEREY	R	DM, UM	78
	OVATION	R	DM, UM	84
	RILEY	O	DM	89
	RUBY	R	DM	142
	STUDIO 6042	R	DM, UM	154
	STUDIO HOURGLASS	R	DM, UM	158
	STUDIO OVAL	O	DM	159
6048	ALEXIS	R	DM, UM	19
	ASHLEY	R	DM, UM	21
	COURTNEY	C	AL	31
	DUO	R	DM, UM	38
	JESSICA	R	AL, DM	54
6060	ERICA	C	DM	44
	LARA	C	DM	62
	REDONDO	RND	DM	88
6123	PEARL	RND	FS	140
6132	RODEO	O	FS	121
6228	NEWBURY	O	FS	118
6262	WHITNEY	C	DM	104
6328	LACEY	R	DM, UM	60
6332	LIBERTY	O	FS	115
6333	MILLENNIUM	R	FS	117
	OPAL	O	FS	140
	PACIFIC	R	FS	119
	QUARTZ	O	DM	141
6431	BISCAYNE	O	FS	110
6436	ANAHA	O	FS	108
	MANHATTAN	R	FS	116
6464	ECLIPSE	C	DM	website
6530	GARNET	R	FS	136
6532	MARQUIS	O	FS	117
6536	ANNETTE	O	FS	128
	EMERALD	O	DM, UM	135
6630	LACEY	R	DM, UM	60
	SOLO	R	DM, UM	96
6631	NEWBURY	O	FS	118
6632	CHAGALL	R	FS	26
	CHATEAU	O	FS	111
	COAL	R	DM, UM	131

SIZE	MODEL	SHAPE	INSTALL TYPE	PAGE #
6632	ELLE	O	DM, UM	41
	ENTRE	R	AL	43
	ESTEE	O	FS	45
	EVELINE	O	FS	147
	JADE	O	FS	138
	LACEY	R	DM, UM	60
	LINDSEY	R	DM, UM	149
	MARLIE	R	DM, UM	73
	REGAN	R	AL	151
	SYDNEY	R	AL	99
	SHANNON	R	AL	152
	6634	ALAMO	O	FS
CARRERA		R	DM, UM	129
LIDO		O	FS	115
SLATE		R	FS	143
6635	SOLO	R	DM, UM	96
	ANSON	O	FS	109
	PROVENCE	O	FS	120
6636	BREANNE	O	FS	146
	CARLI	O	DM	23
	CHARLIZE	R	FS	147
	CHEYENNE	R	FS	28
	DOMINGO	R	FS	36
	DONATELLO	R	FS	37
	GRANITE	R	DM, UM	137
	GRANT	O	FS	113
	ISABELLA	R	DM	51
	LACEY	R	DM, UM	60
	LEXIE	R	FS	65
	LINDSEY	R	DM, UM	149
	LUCY	R	FS	69
	MARLIE	R	DM, UM	73
	MELISSA	R	DM, UM	74
	MICHELANGELO	R	FS	76
	NATASHA	R	DM	81
PALMER	O	DM, UM	85	
PICASSO	O	FS	86	
RACHAEL	R	DM, UM	87	
ROCKWELL	R	FS	91	
STELLA	R	DM	98	

## TUB GUIDE

(C) Corner  
(FS) Freestanding(O) Oval  
(AL) Alcove  
(R) Rectangle  
(DM) Deck Mount(RND) Round  
(UM) Under Mount

SIZE	MODEL	SHAPE	INSTALL TYPE	PAGE #
6636	SYDNEY	R	AL	99
	VERSAILLES	R	DM, UM	101
6637	NIANTIC	R	FS	119
6638	CASEY	O	FS	24
	GALAXIE	O	DM	49
	SYLVIA	O	DM	website
6639	AMBER	O	DM, UM	127
6640	JACQUELINE	O	FS	52
	KIMBERLY	O	DM	58
6642	ALYSSA	O	DM	website
	ANGEL	R	DM	20
	DUO	R	DM, UM	38
	EMMA	R	DM	42
	GALAXIE	O	DM	49
	LILIANA	O	DM, UM	66
	OVATION	R	DM, UM	84
	RILEY	O	DM	89
	STUDIO OVAL	O	DM	159
	SYLVIA	O	DM	website
6644	GALAXIE	O	DM	49
	SAVANNAH	O	DM, UM	94
	STUDIO DUAL OVAL	O	DM	157
6645	CORAZON	O	DM	133
6648	DUO	R	DM, UM	38
6832	COACHELLA	O	FS	111
6834	HYDE	R	FS	114
6835	TRIBECA	O	FS	122
6948	TOPAZ	O	DM	website
6969	KATARINA	C	DM	55
	REDONDO	RND	DM	88
7032	GATEWAY	O	FS	112
7034	ALAMO	O	FS	108
	MARQUIS	O	FS	117
7035	GEORGETOWN	O	FS	113
7036	CHARLIZE	R	FS	147
	DAVINCI	R	FS	32
	DENALI	R	FS	112
	DOMINGO	O	FS	36
	DONATELLO	R	FS	37

SIZE	MODEL	SHAPE	INSTALL TYPE	PAGE #
7036	MELLENIE	R	DM, UM	75
	MICHELANGELO	R	FS	76
	NATASHA	R	DM	81
	PALMER	O	DM, UM	85
	ROCKWELL	R	FS	91
	STELLA	R	DM	98
7040	CHLOE	O	FS	29
	KELLIE	O	FS	57
	LAUREN	O	FS	64
	MARISSA	O	DM	72
	NOELLE	O	DM, UM	83
7043	SOPHIA	O	FS	97
7043	REGAL	R	DM	website
7046	CRYSTAL	O	DM	website
7134	REGAL	R	DM	website
7223	CORAL	RND	DM	132
7232	KIRA	R	DM, UM	59
	LACEY	R	DM, UM	60
	REGAN	R	AL	151
	SYDNEY	R	AL	99
7236	AIMEE	O	DM	18
	CARIBE	R	DM, UM	website
	CARRERA	R	DM, UM	129
	CHARLOTTE	R	DM	27
	CHEYENNE	R	FS	28
	ELLE	O	DM, UM	41
	ESTEE	O	FS	45
	EVELINE	O	FS	147
	GRANITE	R	DM, UM	137
	ISABELLA	R	DM	51
	LACEY	R	DM, UM	60
	LINDSEY	R	DM, UM	149
	LUCY	R	FS	69
	MELISSA	R	DM, UM	74
	PREMIER	R	DM, UM	website
RACHAEL	R	DM	87	
RUBY	R	DM, UM	142	
SLATE	R	FS	143	
SOLO	R	DM, UM	96	
STUDIO 7236	R	DM, UM	155	

# TUB GUIDE

(C) Corner  
(FS) Freestanding

(O) Oval  
(AL) Alcove

(R) Rectangle  
(DM) Deck Mount

(RND) Round  
(UM) Under Mount

SIZE	MODEL	SHAPE	INSTALL TYPE	PAGE #
7236	SYDNEY	R	AL	99
	VERSAILLES	R	DM, UM	101
7238	ANDREA	O	FS	128
	CHAGALL	R	FS	26
	LOGAN	O	FS	116
	MITRA	O	FS	138
	RODIN	O	FS	92
7240	CARLI	O	DM	23
	ELIZABETH	R	FS	40
	KIMBERLY	O	DM	58
	LACEY	R	DM, UM	60
	PICASSO	O	FS	86
	SYDNEY	R	AL	99
7242	ANGEL	R	DM	20
	ANGEL-ED	R	DM	20
	DEBRA	R	DM	34
	EMERALD	O	DM, UM	135
	EVANSPORT	R	DM, UM	46
	FANTASY	R	DM, UM	47
	MONTEREY	R	DM, UM	78
	OVATION	R	DM, UM	84
	RILEY	O	DM	89
	STUDIO 7242	R	DM, UM	156
	STUDIO HOURGLASS	R	DM, UM	158
	STUDIO OVAL	O	DM	157
	VANESSA	O	DM	100
	VERSAILLES	R	DM, UM	101
	YVETTE	O	DM	105
7244	HAYLEY	O	DM	50
	NINA	O	FS	82
7248	ASHLEY	R	DM, UM	21
	DUO	R	DM, UM	38
	JENNIFER	R	DM	53
	JESSICA	R	AL, DM	54
7254	LINDA	R	DM,UM	67
7260	PENTHOUSE	R	DM, UM	website
7341	DANIKA	R	DM	website
7342	RUBY	R	DM, UM	142
7348	VICTORIA	R	DM, UM	102

SIZE	MODEL	SHAPE	INSTALL TYPE	PAGE #
7438	EILEEN	R	DM, UM	39
7442	KAYLA	R	DM, UM	56
	PREMIER	R	DM, UM	website
7444	CORAZON	O	DM	133
	GALAXIE	O	DM	49
	LORRAINE	O	DM, UM	68
	SAVANNAH	O	DM, UM	94
	STUDIO DUAL OVAL	O	DM	157
7445	AMBER	O	DM, UM	127
	CORAZON	O	DM, UM	133
	ONYX	R	DM, UM	website
	TOPAZ	O	DM	website
7448	ATLANDIA	R	DM	22
7545	CORAZON	O	DM, UM	133
7547	PREMIER	R	DM, UM	website
7548	MAKYLA	R	DM, UM	70
7844	CRYSTAL	O	DM, UM	website
	MYSTIQUE	R	DM	79
	NATALIE	O	DM	80
7848	ALYSSA	O	DM	website
8043	AUBURN	R	DM	109
8053	CRYSTAL	O	DM, UM	website
8066	AUBURN	R	DM	109
8264	LARGO	R	DM	63
8282	AVILA	R	FS	170
8348	CRYSTAL	O	DM, UM	website
8442	OVATION	R	DM, UM	84
8448	CRYSTAL	O	DM, UM	website
8650	EILEEN	R	DM,UM	39
9191	COTTONWOOD	R	FS	170
9235	YELLOWSTONE	R	FS	171
	YUKON	R	FS	171

Additional models and sizes available on our website:  
[www.hydrosystem.com](http://www.hydrosystem.com)

# BATHTUB & FITTING COLORS

## GEL COAT BATHTUB COLORS

Standard Colors: White | Almond | Biscuit | Bone

Gel Coat colors match all manufacturers fixture colors.

Custom color matching is available at \$ 485 additional list price per order.

## ACRYLIC BATHTUB COLORS

Standard Colors: White | Biscuit | Bone

Premium Colors: Black | Sterling Silver

\$ 480 additional list price

\$ 1,350 additional list price (freestanding)  
(additional lead time required)

## HYDROLUXE SS™ BATHTUB COLOR

Standard Colors: White | Almond | Biscuit

Premium Colors: Black | Carmine Red | Concrete Grey  
Distant Blue | Grey Beige | Moss Green | Orange  
Brown | Pastel Violet | Purple Violet | Red Orange  
Sapphire Blue | Signal Orange | Stone Grey  
Tarpaulin Grey | Terra Brown

Custom colors available on all Hydroluxe SS™  
bathtubs (Please check with Hydro Systems for pricing  
and lead time).

*When ordering two-tone color tub, please specify  
which color is interior and exterior, plus finish for each  
color.*

## WHIRLPOOL JET COLORS

Whirlpool system fittings include jet trim and suction  
cover, and are available in the following color matched  
colors:

Biscuit | Silver | Black | White | Bone

## COLOR MATCH POLICY

Hydro Systems uses colors developed by the gel-coat  
and acrylic manufacturers that match the colors  
used by bathroom fixture manufacturers as closely  
as possible. In a few cases it has been found  
that the color or shading of bathroom fixtures  
varies depending upon the time and location of  
manufacture.

Hydro Systems also finds that the colors and shading  
of cast iron, china or plastic fixtures sometimes appear  
to look different than gel-coat or acrylic as a result of  
different surface textures, finishes or room lighting.  
Due to these conditions, Hydro Systems assumes no  
responsibility for color variations between its bathtubs  
and products of other manufacturers.

*Check with factory on availability before ordering.  
If color is not listed, check with factory for availability.  
Color match jets not available for all premium colors.*

# ELECTRICAL REQUIREMENTS

OPTION	VOLTS	AMPS	CIRCUIT REQUIREMENTS
Whirlpool	115	13	One 20 amp dedicated GFCI protected
Thermal Air	115	8	One 15 amp dedicated GFCI protected
Chromatherapy	115	1	Shares circuit when ordered w/ system. On tub only, one 15 amp dedicated GFCI protected.
Cold Plunge	115	13	One 15 amp dedicated GFCI protected
Combo System	115	13 pump/8 blower	One 20 amp, and One 15 amp dedicated GFCI protected (each)
Hydro Blanket	120	5 per control	One 15 amp dedicated GFCI protected per control
Hydro Indulge	115	8	One 15 amp dedicated GFCI protected
Inline Heater 1500	115	12.5	One 15 amp dedicated GFCI protected
Inline Heater 600W *	115	6	Shares circuit with whirlpool pump *
Fusion (1500W)	115	12.5	One 15 amp dedicated GFCI protected
Fusion (600W)	115	6	One 15 amp dedicated GFCI protected
BMS (Thermal Air) **	115	12.2	One 20 amp dedicated GFCI protected

\* Shares circuit with whirlpool pump

\*\* Back Massage System with Thermal Air system only



Jennifer Kizzee Design  
Photo: Gisele Parra Photography

# DESIGNER COLLECTION

## STANDARD FEATURES

All Designer Collection Whirlpool and Thermal Air bathtubs are delivered pre-plumbed and include these standard features:

- **THERMAL AIR SYSTEM:** Thermal Air Bathtubs are a channel air system, equipped with a 1 H.P. variable speed 600 watt blower, a smart purge system and ozone purification.
- **AIR PURGE** turns on 20 minutes after the system is turned off to dry the air channel. If not using the Thermal Air when bathing we still recommend it be turned on for at least 30 seconds before draining the tub to activate the purge cycle. If staying in the tub longer than 20 minutes after the system is turned off, the air system will still turn on to purge the tub. If this occurs, it should be turned on again for at least 30 seconds before draining the tub to activate the purge / drying cycle.
- **HEATED BACKREST:** Included on all Thermal Air & Combo bathtubs.
- **HYDROZONE:** Your very own water sanitizing and cleansing system included on all Designer Thermal Air, Whirlpool, and Combo Systems.
- **WHIRLPOOL JETS:** Six, eight, or ten fully adjustable PVC jets with silent air induction.
- **JET TRIM:** Color matched trim standard on all PVC systems.
- **PIPE:** Rigid Schedule 40 thermally formed PVC pipe, allowing for proper drainage after use, which helps to prevent any mold from building up.
- **PUMP:** 2.25 H.P. 110 volt pump with plug-in cord.
- **EASY INSTALLATION:** Integral Tub E-Z Level platform with pump installed.\*
- **NOISE CONTROL:** Sound damping motor pad.
- **CONTROL PANEL:** Hydro "Soft Touch" electronic control panel.
- **WASTE & OVERFLOW:** Color or metallic finish cable waste and overflow included on all Designer bathtubs (polished chrome is default). Add \$ 680 for all gold finishes. PVC comes standard; please specify if ABS is required.
- **PACKAGING:** All bathtubs are packaged in wood crates or sturdy cardboard boxes for shipping.
- **SHIPPING:** All Designer Collection products are shipped freight prepaid direct to the dealer/distributor.

\* Pump installed, standard pump and jet locations only.

# OPTIONS & ACCESSORIES

## COLORS *Additional lead time is required for premium colors*

### ACRYLIC BATHTUB COLORS

**Standard Colors:** White | Biscuit | Bone Included

**Premium Colors:** Black | Sterling Silver

Drop-in / alcove / corner \$ 480

Freestanding \$ 1,350

### Matte Finish:

Drop-in / alcove / corner \$ 1,305

Freestanding \$ 2,625

### Dual Color Option:

\$ 2,375

MODEL/COLOR1 INT (INTERIOR)/COLOR2 EXT (EXTERIOR)

(XXX.XXX.XXX)

### GEL COAT BATHTUB COLORS

**Standard Colors:** Almond | White | Biscuit | Bone Included

**Color matching:** Available at an additional charge of \$ 550

(colors match all manufacturers' fixture colors)

### HYDROLUXE SST™ BATHTUB COLORS

**Premium Colors** | DES-UP.XXX \$ 2,490

Black | Carmine Red | Concrete Grey | Distant Blue

Grey Beige | Moss Green | Orange Brown | Pastel Violet

Purple Violet | Red Orange | Sapphire Blue | Signal

Orange | Stone Grey | Tarpaulin Grey | Terra Brown

### SURFACES (outside only)

**Metallic:** Polished Nickel [PN] \$ 18,300

MODEL/METAL/COLOR (XXX.XXX.XXX)

## BACK MASSEUSE SYSTEMS

**System I** - Manual Control (Whirlpool or Combo) \$ 945

BAC.MA1-XX (PC, PB) \$ 1,095

BAC.MA1-XX (SN, BN) \$ 1,245

**System II** - Electronic Control (Whirlpool or Combo)

BAC.MA2-XXX \$ 1,900

**System III** - Electronic Control (Thermal Air) \$ 3,010

BAC.MA3-XXX

**COLD PLUNGE** | CLD.PL \$ 9,990

**EXPORT CRATE** | FRT.EXPCRT NET \$ 445

**EXTRA HIGH DENSITY** | HI.DEN \$ 735

## GRAB BARS (Pair)

**Standard Grab Bars** | GRA.BAR-XXX

Group 1 - PC, PB \$ 490

Group 2 - AB, BB, SB, BC, PN, SN, BN \$ 635

Group 3 - PG, BG, SG, BIS, WHI, MB \$ 860

**Universal Grab Bars** | UGB-XXX

Group 1 - PC, PB \$ 525

Group 2 - AB, BB, SB, BC, PN, SN, BN \$ 680

Group 3 - PG, BG, SG, BIS, WHI, MB \$ 885

## HYDRO BLANKET | BLA.HEA-X

2 Zones \$ 1,905

3 Zones \$ 2,385

4 Zones \$ 2,660

5 Zones (with 2 controls) \$ 3,000

(Temperature may vary from zone to zone)



Hydro Blanket is not a device intended to heat or maintain water temperatures. Hydro Blanket is designed to warm the bath shell in only zoned areas to a nominal 96°F. The Hydro Blanket control box is designed and intended to be installed within 2 feet of the bathtub. Buyer may purchase the Hydro Systems Tower (optional) to install the control box, or install the control box directly below the tub between the floor joists under the tub. *Please note that the keypad control cable is 6 feet in length. Please consider this when placing the keypad control in the bathtub.*

**HYDRO COAT** | HYC.COA \$ 340

## HYDRO EXPRESS

69.104-HYD.EXP NET \$ 300

Freestanding Collection NET \$ 500

Move your order up the front of the line to get it manufactured quicker. Does not change ship time.

*Please contact Hydro Systems for lead times on Hydro Express. Hydro Systems must receive your order prior to 10:00 a.m. (PST). Order must be marked "Hydro Express."*

*Hydro Express can only accept a fixed number of express orders every day. Hydro Express does not reflect delivery time. Hydro Expresses are non-cancellable.*

*No Hydro Express available on Jacqueline tub.*

**HYDRO FILL** | HYD.FIL \$ 500

Integrated spout is factory-installed on an inside wall of the tub, allowing for alternate option from traditional filler spout for filling your tub. *Available on all alcove/drop-in models.*

## HYDRO FUSION

Recirculating heater that will maintain bathing water temperature.

Hydro Fusion (Tub Only) | 29.102 \$ 1,040

Hydro Fusion with Ozone (Tub Only) | 29.103 \$ 1,410

Hydro Fusion (TA, Whirlpool, Combo) | 29.107 \$ 1,570

**HYDRO INDULGE** | HYD.IND \$ 3,680

Infuses water with millions of oxygen rich microbubbles. Helps with many skin conditions.

## HYDROZONE UV COMBO SYSTEM | OZUV.XXX

*Only for whirlpool and combo systems.*

110 V | OZUV.110 \$ 1,220

## INLINE HEATER

*Whirlpool and Combo Systems only. No dedicated GFI required for 6 amp models.*

12.50 Amps 1.5 KW - 110V | 27.100 \$ 850

6.00 Amps 0.75 KW | 27.103 \$ 760

# OPTIONS & ACCESSORIES

## ISLAND TUB DRAIN | ITD.XXX

Helps reduce installation time on all freestanding tubs.  
 ABS, PVC | ITD.ABS | ITD.PVC \$ 380  
 Cast Iron | ITD.CST \$ 460

## JETS

Installed per jet price for extra jets added to standard system price. All metallic finishes come with colored eyeball.

### Additional Standard or Swirling Jet

JET.STD-XX | JET.SWI-XX  
 Color Trim \$ 210  
 Group 1 - PC or PB \$ 245  
 Group 2 - AB, BB, MB, SB, BC, SC, BN, PN, SN \$ 300  
 Group 3 - PG, BG, SG \$ 340

**Swirling Jet Upgrade** | JUP.SWI-XX \$ 70  
 (Per jet substitution price added to standard system price)

**Micro Therapy Jet** | MTJ.XXX \$ 200  
 BIS, BLA, BON, SIL, WHI

**Custom Jet Locations** | 69.116-CUS.JET No Charge  
 (Must include drawing of locations)

## JET PLATING FOR PVC WHIRLPOOL SYSTEMS

Clear / Brass / Chrome. Trim kit covers jet escutcheons, suction, and electronic soft touch pad.  
 Per jet substitution price added to standard system price.  
 All metallic finishes come with colored eyeball.

**Group 1 | PC or PB**  
 6 Jets | PLA.06-XX \$ 395  
 8 Jets | PLA.08-XX \$ 505  
 10 Jets | PLA.10-XX \$ 540

**Group 2 | AB, BB, MB, SB, BC, SC, BN, PN, SN**  
 6 Jets \$ 735  
 8 Jets \$ 990  
 10 Jets \$ 1,140

**Group 3 | PG, BG**  
 6 Jets \$ 975  
 8 Jets \$ 1,240  
 10 Jets \$ 1,385

**LED TEMP. READOUT KEYPAD** | LED.UPG \$ 555

Upgrade only, must have a keypad controlled system to purchase.

## LIGHTING

LED Bath Light Chromotherapy System | LIG.LED \$ 865

## LOW WATER PROTECTION (Includes 30 minute timer)

110V | LOW.WAT-110 \$ 445

**MICRO MOUNT** | 69.140MCREDG \$ 140

The micro mount reduces the standard edge profile of the tub to a nominal 1/2". Not available on tub models with edge detail.



## MOLDED ARMRESTS

2 Armrests (one pair) | ARM.MOL-2 \$ 155  
 4 Armrests (two pairs) | ARM.MOL-4 \$ 305

Not available on every model. Please check with Hydro Systems for lead-time impact. First order of each model will require additional time to manufacture the mold. Some molded armrests add an interior detail line to the bathtub, please check with Hydro Systems. Specify quantity and location on order.

**NECK MASSEUSE JET PILLOW** | PIL.NEC-XX \$ 890

Available in black, bone and white. Not available on all models.

**PADDED HEADREST PILLOW** | 41.128 (Black only) \$ 155

## PUMPS

**Custom Pump Locations** | 69.116-CUS.PMP No Charge  
 (Drawing of pump locations is required)

**REMOTE CONTROL** | REM.CON \$ 790

Available on most packages. It allows universal programming for other components. Remote control replaces keypad.

## SKIRTS

### Corner Skirt | SKI.COR

Factory installed to reduce installation time & cost. Adds approximately 2" to framing height dimension.

Acrylic (Skirt for Courtney) | SKI.COU-XXX \$ 800  
 Acrylic (Standard Colors) \$ 1,215  
 Acrylic (Premium Colors) \$ 1,510



### Integral Skirt

Factory installed to reduce installation time & cost.

Adds approximately 2" to framing height dimension.


Available 60", 66" & 72" (access panel only), factory installed.  
 No access panel on Tub Only models.

Gel Coat | SKI.XXG-XXX \$ 700  
 Acrylic (Standard Colors) | SKI.XXA-XXX \$ 800  
 Acrylic (Premium Colors) | SKI.XXA-XXX \$ 885



# OPTIONS & ACCESSORIES

**Integral Skirt Access Panel** | SKI.INT-PAN \$ 215



**Sydney-T Skirt** | SKI.SYT \$ 215

No access panel. This new skirt addition gives the modern Sydney a much more traditional look.



**Molded Skirt Panels**

*Additional lead time required; check with factory.*  
 Added to any rectangular tub without an edge detail.  
 "Seamed" skirt will have a seam between skirt and tub.  
 "Seamless" will not have a seam between the skirt and tub. These skirts WILL NOT provide pump/blower access.  
**REMINDER - Make sure to order a molded flange, if necessary.**

**Seamed**

- 1 sided\* | See Zen Skirt \$ 800
- 2 sided\* | SKI.SMD-2 \$ 2,475
- 3 sided\* | SKI.SMD-3 \$ 3,255
- 4 sided\* | SKI.SMD-4 \$ 4,170

**Seamless**

- 1 sided\* | SKI.SML-1 \$ 2,190
- 2 sided\* | SKI.SML-2 \$ 3,315
- 3 sided\* | SKI.SML-3 \$ 4,440
- 4 sided\* | SKI.SML-4 \$ 5,570

Premium Colors (additional price and lead time) \$ 1,290

*\*Specify which sides on worksheet.*



Seamed (Visible Seam)



Seamless (No Seam)

**Floating Skirt** (option for seamless skirt only)

The floating skirt is designed to give your skirted tub a smaller footprint in the bath. Typically it is a 3" inset that is 5-7" tall. This does not increase the overall height of the skirted tub. Toe-kick portion comes unfinished, ready to finish to your decor.



- SKI.FLO-SML1 \$ 730
- SKI.FLO-SML2 \$ 1,440
- SKI.FLO-SMLX \$ 2,165

**Zen Skirt** | SKI.ZEN-XX

One-Sided Seamed Skirt. Acrylic. Available 60", 66" & 72".  
 Factory installed. No access panel. Adds approximately 2" to height of tub.



- Standard Color \$ 800
- Premium Color \$ 880

**TEXTURED BOTTOM** | TXT.BOT \$ 1,000

*Check for lead time when adding*

**TILE FLANGES** | FLA.MO-X \$ 220

Must be specified at time of order (1, 2, 3, or 4 Sided).  
 Not available on all models.



**TOWER | TOW-XX**

Tower can be added to any of our freestanding models, allowing you to use traditional Roman faucets. Must specify size & location on tub. Can hide plumbing, blower, Fusion, or Indulge. Cannot hide chiller for cold plunge.  
**Must be ordered with tub to ensure proper fit.**

- 18" or 24" \$ 1,350
- 25" - 30" \$ 1,350
- 31" - 36" \$ 1,480
- 37" - 42" \$ 1,605
- 43" - 48" \$ 1,735
- 49" - 54" \$ 1,860
- 55" - 60" \$ 1,990



Access Panel \$ 420

**WALK-IN FINISH UPGRADE** \$ 1,685

Handle, grab bar, waste & overflow.

**WASTE & OVERFLOW** | WOV.XX INCLUDED

**Cable W/O** No Charge  
 (WHI, BIS, PC, PB, PN, BC, BB, BN, MB, SC, SB, SN, ORB, PE)

**Cable W/O - Gold Finish Upgrade** (PG, BG) \$ 680

**Integral W/O** (Std. round) | IWO.XX \$ 380

Waste and overflow manufactured as part of the bath.  
 Comes standard as a round overflow cover.  
 Drain will be a tip-toe style and drain outlet will be a direct drain.

**Integral W/O - Gold Finish Upgrade** (PG, BG) \$ 890

**FS Integral W/O - Gold Finish Upgrade** | FS.IWO-XX \$ 680

**Linear Integral W/O** | LWO.XXX \$ 380

Waste and overflow manufactured as part of the bath.  
 Drain will be a tip-toe style and drain outlet will be a direct drain.

**Linear Integral W/O - Gold Finish Upgrade** (PG, BG) \$ 890

**FS Linear Integral W/O - Gold FIN UPG** | FS.LWO-XX \$ 680

**Solid Brass Upgrade** | SBR.UP NET \$ 115

**WATERFALL FILL SPOUT** | WAT.FIL \$ 755

Integrally molded. *Not available on all models.*  
 Recirculating Option for Waterfall Fill Spout | WAT.REC \$ 435

# AIMEE

72" L x 36" W x 24" D  
Includes armrests



## MODEL / PRICING

AIM7236ATO	Tub Only	\$ 4,600	AIM7236ATA	Thermal Air	\$ 8,085
AIM7236AWP	Whirlpool (6)	\$ 8,385	AIM7236ACO	Combo System	\$ 10,405

## COLORS *Additional lead time is required for premium colors*

### ACRYLIC BATHTUB COLORS

<b>Standard Colors:</b> White   Biscuit   Bone	Included
<b>Premium Colors:</b> Black   Sterling Silver	\$ 480
<b>Matte Finish:</b>	\$ 1,305

### BACK MASSEUSE SYSTEMS *Additional finishes on page 15*

<b>System I</b> - Manual Control (WP/CO)   BAC.MA1-XXX	\$ 945
<b>System II</b> - Electronic Control (WP/CO)   BAC.MA2-XXX	\$ 1,900
<b>System III</b> - Electronic Control (TA)   BAC.MA3-XXX	\$ 3,010

<b>COLD PLUNGE</b>   CLD.PL	\$ 9,990
-----------------------------	----------

<b>EXPORT CRATE</b>   FRT.EXPCRT	NET \$ 445
----------------------------------	------------

<b>EXTRA HIGH DENSITY</b>   HI.DEN	\$ 735
------------------------------------	--------

### GRAB BARS (Pair) *Additional finishes on page 15*

<b>Standard Grab Bars</b>   GRA.BAR-XXX (Group 1 - PC, PB)	\$ 490
<b>Universal Grab Bars</b>   UGB-XXX (Group 1 - PC, PB)	\$ 525

### HYDRO BLANKET | BLA.HEA-X

2 Zones	\$ 1,905
3 Zones	\$ 2,385
4 Zones	\$ 2,660
5 Zones (with 2 controls)	\$ 3,000

<b>HYDRO COAT</b>   HYC.COA	\$ 340
-----------------------------	--------

<b>HYDRO EXPRESS</b>   69.104-HYD.EXP	NET \$ 300
---------------------------------------	------------

<b>HYDRO FILL</b>   HYD.FIL	\$ 500
-----------------------------	--------

### HYDRO FUSION

Hydro Fusion (Tub Only)   29.102	\$ 1,040
Hydro Fusion with Ozone (Tub Only)   29.103	\$ 1,410
Hydro Fusion (TA, Whirlpool, Combo)   29.107	\$ 1,570

<b>HYDRO INDULGE</b>   HYD.IND	\$ 3,680
--------------------------------	----------

### HYDROZONE UV COMBO SYSTEM | OZUV.XXX

Whirlpool and Combo Systems only 110 V   OZUV.110	\$ 1,220
--	----------

### INLINE HEATER *Whirlpool and Combo Systems only*

*No dedicated GFI required for 6 amp models.*

12.50 Amps 1.5 KW - 110V   27.100	\$ 850
6.00 Amps 0.75 KW   27.103	\$ 760

## JETS *Additional finishes on page 16*

### Additional Standard or Swirling Jet (JET.STD-XX | JET.SWI-XX)

Group 1 - PC or PB	\$ 245
<b>Swirling Jet Upgrade</b>   JUP.SWI-XX	\$ 70
<b>Micro Therapy Jet</b>   MTJ.XXX (BIS, BLA, BON, SIL, WHI)	\$ 200
<b>Custom Jet Locations</b>   69.116-CUS.JET	No Charge

*(Must include drawing of locations)*

### JET PLATING *For jet plating options go to page 16*

<b>LED TEMP. READOUT KEYPAD</b>   LED.UPG	\$ 555
---	--------

*Upgrade only, must have a keypad controlled system to purchase.*

<b>LIGHTING</b> LED Bath Light Chromotherapy System   LIG.LED	\$ 865
---	--------

### LOW WATER PROTECTION (Includes 30 minute timer)

110V   LOW.WAT-110	\$ 445
--------------------	--------

<b>MICRO MOUNT</b>   69.140MCREDG	\$ 140
-----------------------------------	--------

<b>NECK MASSEUSE JET PILLOW</b>   PIL.NEC-XX	\$ 890
--	--------

*Available in black, bone and white.*

<b>PADDED HEADREST PILLOW</b>   41.128 (Black only)	\$ 155
---	--------

<b>PUMPS</b> Custom Pump Locations   69.116-CUS.PMP	No Charge
---	-----------

<b>REMOTE CONTROL</b>   REM.CON	\$ 790
---------------------------------	--------

*Must have system to purchase*

### WASTE & OVERFLOW | WOV.XX

<b>Integral W/O</b> (Std. round)   IWO.XX	\$ 380
<b>Linear Integral W/O</b>   LWO-XXX	\$ 380

*Additional finishes on page 17*

# ALEXIS

60"L x 48"W x 20"D



## MODEL / PRICING

ALE6048ATO	Tub Only	\$ 3,110	ALE6048ATA	Thermal Air	\$ 6,940
ALE6048AWP	Whirlpool (8)	\$ 7,080	ALE6048ACO	Combo System	\$ 9,675

## COLORS *Additional lead time is required for premium colors*

### ACRYLIC BATHTUB COLORS

<b>Standard Colors:</b> White   Biscuit   Bone	Included
<b>Premium Colors:</b> Black   Sterling Silver	\$ 480
<b>Matte Finish:</b>	\$ 1,305

## BACK MASSEUSE SYSTEMS *Additional finishes on page 15*

<b>System I</b> - Manual Control (WP/CO)   BAC.MA1-XXX	\$ 945
<b>System II</b> - Electronic Control (WP/CO)   BAC.MA2-XXX	\$ 1,900
<b>System III</b> - Electronic Control (TA)   BAC.MA3-XXX	\$ 3,010

<b>COLD PLUNGE</b>   CLD.PL	\$ 9,990
-----------------------------	----------

<b>EXPORT CRATE</b>   FRT.EXPCRT	NET \$ 445
----------------------------------	------------

<b>EXTRA HIGH DENSITY</b>   HI.DEN	\$ 735
------------------------------------	--------

## GRAB BARS (Pair) *Additional finishes on page 15*

<b>Standard Grab Bars</b>   GRA.BAR-XXX (Group 1 - PC, PB)	\$ 490
<b>Universal Grab Bars</b>   UGB-XXX (Group 1 - PC, PB)	\$ 525

## HYDRO BLANKET | BLA.HEA-X

2 Zones	\$ 1,905
3 Zones	\$ 2,385
4 Zones	\$ 2,660
5 Zones (with 2 controls)	\$ 3,000

<b>HYDRO COAT</b>   HYC.COA	\$ 340
-----------------------------	--------

<b>HYDRO EXPRESS</b>   69.104-HYD.EXP	NET \$ 300
---------------------------------------	------------

<b>HYDRO FILL</b>   HYD.FIL	\$ 500
-----------------------------	--------

## HYDRO FUSION

Hydro Fusion (Tub Only)   29.102	\$ 1,040
Hydro Fusion with Ozone (Tub Only)   29.103	\$ 1,410
Hydro Fusion (TA, Whirlpool, Combo)   29.107	\$ 1,570

<b>HYDRO INDULGE</b>   HYD.IND	\$ 3,680
--------------------------------	----------

## HYDROZONE UV COMBO SYSTEM | OZUV.XXX

Whirlpool and Combo Systems only 110 V   OZUV.110	\$ 1,220
--	----------

## INLINE HEATER *Whirlpool and Combo Systems only*

<i>No dedicated GFI required for 6 amp models.</i>	
12.50 Amps 1.5 KW - 110V   27.100	\$ 850
6.00 Amps 0.75 KW   27.103	\$ 760

## JETS *Additional finishes on page 16*

### Additional Standard or Swirling Jet (JET.STD-XX | JET.SWI-XX)

Group 1 - PC or PB	\$ 245
<b>Swirling Jet Upgrade</b>   JUP.SWI-XX	\$ 70
<b>Micro Therapy Jet</b>   MTJ.XXX (BIS, BLA, BON, SIL, WHI)	\$ 200
<b>Custom Jet Locations</b>   69.116-CUS.JET	No Charge

*(Must include drawing of locations)*

## JET PLATING *For jet plating options go to page 16*

<b>LED TEMP. READOUT KEYPAD</b>   LED.UPG	\$ 555
---	--------

*Upgrade only, must have a keypad controlled system to purchase.*

<b>LIGHTING</b> LED Bath Light Chromatherapy System   LIG.LED	\$ 865
---	--------

## LOW WATER PROTECTION (Includes 30 minute timer)

110V   LOW.WAT-110	\$ 445
--------------------	--------

<b>MICRO MOUNT</b>   69.140MCREDG	\$ 140
-----------------------------------	--------

## MOLDED ARMRESTS

*Some molded armrests add an interior detail line to the bathtub*  
2 Armrests (one pair) | ARM.MOL-2

\$ 155

<b>NECK MASSEUSE JET PILLOW</b>   PIL.NEC-XX	\$ 890
--	--------

*Available in black, bone and white.*

<b>PADDED HEADREST PILLOW</b>   41.128 (Black only)	\$ 155
---	--------

<b>PUMPS</b> Custom Pump Locations   69.116-CUS.PMP	No Charge
---	-----------

<b>REMOTE CONTROL</b>   REM.CON	\$ 790
---------------------------------	--------

*Must have system to purchase*

## SKIRTS *For skirt options go to pages 16-17*

<b>TILE FLANGES</b>   FLA.MO-X	\$ 220
--------------------------------	--------

<b>UNDERMOUNT</b>   UNDRMT	No Charge
----------------------------	-----------

<b>WASTE &amp; OVERFLOW</b>   WOV.XX	INCLUDED
--------------------------------------	----------

<b>Integral W/O</b> (Std. round)   IWO.XX	\$ 380
---	--------

<b>Linear Integral W/O</b>   LWO-XXX	\$ 380
--------------------------------------	--------

*Additional finishes on page 17*

# ANGEL

66" L x 42" W x 22" D - center drain  
 72" L x 42" W x 22" D - end drain  
 72" L x 42" W x 22" D - center drain



## MODEL / PRICING

ANG6642ATO	Tub Only	\$ 3,165	ANE7242ATO	Tub Only	\$ 3,235	ANG7242ATO	Tub Only	\$ 3,235
ANG6642AWP	Whirlpool (8)	\$ 7,760	ANE7242AWP	Whirlpool (8)	\$ 8,150	ANG7242AWP	Whirlpool (8)	\$ 8,150
ANG6642ATA	Thermal Air	\$ 7,845	ANE7242ATA	Thermal Air	\$ 8,230	ANG7242ATA	Thermal Air	\$ 8,230
ANG6642ACO	Combo System	\$ 10,370	ANE7242ACO	Combo System	\$ 10,745	ANG7242ACO	Combo System	\$ 10,745

## COLORS *Additional lead time is required for premium colors*

### ACRYLIC BATHTUB COLORS

<b>Standard Colors:</b> White   Biscuit   Bone	Included
<b>Premium Colors:</b> Black   Sterling Silver	\$ 480
<b>Matte Finish:</b>	\$ 1,305

### BACK MASSEUSE SYSTEMS *Additional finishes on page 15*

<b>System I</b> - Manual Control (WP/CO)   BAC.MA1-XXX	\$ 945
<b>System II</b> - Electronic Control (WP/CO)   BAC.MA2-XXX	\$ 1,900
<b>System III</b> - Electronic Control (TA)   BAC.MA3-XXX	\$ 3,010

<b>COLD PLUNGE</b>   CLD.PL	\$ 9,990
-----------------------------	----------

<b>EXPORT CRATE</b>   FRT.EXPCRT	NET \$ 445
----------------------------------	------------

<b>EXTRA HIGH DENSITY</b>   HI.DEN	\$ 735
------------------------------------	--------

### GRAB BARS (Pair) *Additional finishes on page 15*

<b>Standard Grab Bars</b>   GRA.BAR-XXX (Group 1 - PC, PB)	\$ 490
<b>Universal Grab Bars</b>   UGB-XXX (Group 1 - PC, PB)	\$ 525

### HYDRO BLANKET | BLA.HEA-X

2 Zones	\$ 1,905	4 Zones	\$ 2,660
3 Zones	\$ 2,385	5 Zones	\$ 3,000

<b>HYDRO COAT</b>   HYC.COA	\$ 340
-----------------------------	--------

<b>HYDRO EXPRESS</b>   69.104-HYD.EXP	NET \$ 300
---------------------------------------	------------

<b>HYDRO FILL</b>   HYD.FIL	\$ 500
-----------------------------	--------

### HYDRO FUSION

Hydro Fusion (Tub Only)   29.102	\$ 1,040
Hydro Fusion with Ozone (Tub Only)   29.103	\$ 1,410
Hydro Fusion (TA, Whirlpool, Combo)   29.107	\$ 1,570

<b>HYDRO INDULGE</b>   HYD.IND	\$ 3,680
--------------------------------	----------

### HYDROZONE UV COMBO SYSTEM | OZUV.XXX

Whirlpool and Combo Systems only	
110 V   OZUV.110	\$ 1,220

### INLINE HEATER *Whirlpool and Combo Systems only*

*No dedicated GFI required for 6 amp models.*

12.50 Amps 1.5 KW - 110V   27.100	\$ 850
6.00 Amps 0.75 KW   27.103	\$ 760

## JETS *Additional finishes on page 16*

<b>Additional Standard or Swirling Jet</b> (JET.STD-XX   JET.SWI-XX)	
Group 1 - PC or PB	\$ 245
<b>Swirling Jet Upgrade</b>   JUP.SWI-XX	\$ 70
<b>Micro Therapy Jet</b>   MTJ.XXX (BIS, BLA, BON, SIL, WHI)	\$ 200
<b>Custom Jet Locations</b>   69.116-CUS.JET	No Charge

*(Must include drawing of locations)*

## JET PLATING *For jet plating options go to page 16*

<b>LED TEMP. READOUT KEYPAD</b>   LED.UPG	\$ 555
---	--------

*Upgrade only, must have a keypad controlled system to purchase.*

<b>LIGHTING</b> LED Bath Light Chromotherapy System   LIG.LED	\$ 865
---	--------

### LOW WATER PROTECTION (Includes 30 minute timer)

110V   LOW.WAT-110	\$ 445
--------------------	--------

### MOLDED ARMRESTS

*Some molded armrests add an interior detail line to the bathtub*

2 Armrests (one pair)   ARM.MOL-2	\$ 155
-----------------------------------	--------

<b>NECK MASSEUSE JET PILLOW</b>   PIL.NEC-XX	\$ 890
--	--------

*Available in black, bone and white.*

<b>PADDED HEADREST PILLOW</b>   41.128 (Black only)	\$ 155
---	--------

<b>PUMPS</b> Custom Pump Locations   69.116-CUS.PMP	No Charge
---	-----------

<b>REMOTE CONTROL</b>   REM.CON	\$ 790
---------------------------------	--------

*Must have system to purchase*

<b>WASTE &amp; OVERFLOW</b>   WOV.XX	INCLUDED
--------------------------------------	----------

<b>Integral W/O</b> (Std. round)   IWO.XX	\$ 380
<b>Linear Integral W/O</b>   LWO-XXX	\$ 380

*Additional finishes on page 17*

# ASHLEY

60"L x 48"W x 18"D

72"L x 48"W x 18"D

Includes armrests & pillows



## MODEL / PRICING

ASH6048ATO	Tub Only	\$ 4,210
ASH6048AWP	Whirlpool (8)	\$ 8,310
ASH6048ATA	Thermal Air	\$ 8,280
ASH6048ACO	Combo System	\$ 10,265

ASH7248ATO	Tub Only	\$ 4,295
ASH7248AWP	Whirlpool (8)	\$ 8,480
ASH7248ATA	Thermal Air	\$ 8,450
ASH7248ACO	Combo System	\$ 11,130

## COLORS *Additional lead time is required for premium colors*

### ACRYLIC BATHTUB COLORS

<b>Standard Colors:</b> White   Biscuit   Bone	Included
<b>Premium Colors:</b> Black   Sterling Silver	\$ 480
<b>Matte Finish:</b>	\$ 1,305

### BACK MASSEUSE SYSTEMS *Additional finishes on page 15*

<b>System I</b> - Manual Control (WP/CO)   BAC.MA1-XXX	\$ 945
<b>System II</b> - Electronic Control (WP/CO)   BAC.MA2-XXX	\$ 1,900
<b>System III</b> - Electronic Control (TA)   BAC.MA3-XXX	\$ 3,010

<b>COLD PLUNGE</b>   CLD.PL	\$ 9,990
-----------------------------	----------

<b>EXPORT CRATE</b>   FRT.EXPCRT	NET \$ 445
----------------------------------	------------

<b>EXTRA HIGH DENSITY</b>   HI.DEN	\$ 735
------------------------------------	--------

### GRAB BARS (Pair) *Additional finishes on page 15*

<b>Standard Grab Bars</b>   GRA.BAR-XXX (Group 1 - PC, PB)	\$ 490
<b>Universal Grab Bars</b>   UGB-XXX (Group 1 - PC, PB)	\$ 525

### HYDRO BLANKET | BLA.HEA-X

2 Zones	\$ 1,905	4 Zones	\$ 2,660
3 Zones	\$ 2,385	5 Zones	\$ 3,000

<b>HYDRO COAT</b>   HYC.COA	\$ 340
-----------------------------	--------

<b>HYDRO EXPRESS</b>   69.104-HYD.EXP	NET \$ 300
---------------------------------------	------------

<b>HYDRO FILL</b>   HYD.FIL	\$ 500
-----------------------------	--------

### HYDRO FUSION

Hydro Fusion (Tub Only)   29.102	\$ 1,040
Hydro Fusion with Ozone (Tub Only)   29.103	\$ 1,410
Hydro Fusion (TA, Whirlpool, Combo)   29.107	\$ 1,570

<b>HYDRO INDULGE</b>   HYD.IND	\$ 3,680
--------------------------------	----------

### HYDROZONE UV COMBO SYSTEM | OZUV.XXX

Whirlpool and Combo Systems only	
110 V   OZUV.110	\$ 1,220

### INLINE HEATER *Whirlpool and Combo Systems only*

*No dedicated GFI required for 6 amp models.*

12.50 Amps 1.5 KW - 110V   27.100	\$ 850
6.00 Amps 0.75 KW   27.103	\$ 760

## JETS *Additional finishes on page 16*

### Additional Standard or Swirling Jet (JET.STD-XX | JET.SWI-XX)

Group 1 - PC or PB	\$ 245
<b>Swirling Jet Upgrade</b>   JUP.SWI-XX	\$ 70
<b>Micro Therapy Jet</b>   MTJ.XXX (BIS, BLA, BON, SIL, WHI)	\$ 200
<b>Custom Jet Locations</b>   69.116-CUS.JET	No Charge

*(Must include drawing of locations)*

### JET PLATING *For jet plating options go to page 16*

<b>LED TEMP. READOUT KEYPAD</b>   LED.UPG	\$ 555
---	--------

*Upgrade only, must have a keypad controlled system to purchase.*

<b>LIGHTING</b> LED Bath Light Chromatherapy System   LIG.LED	\$ 865
---	--------

### LOW WATER PROTECTION (Includes 30 minute timer)

110V   LOW.WAT-110	\$ 445
--------------------	--------

<b>MICRO MOUNT</b>   69.140MCREDDG	\$ 140
------------------------------------	--------

<b>PUMPS</b> Custom Pump Locations   69.116-CUS.PMP	No Charge
---	-----------

<b>REMOTE CONTROL</b>   REM.CON	\$ 790
---------------------------------	--------

*Must have system to purchase*

### SKIRTS *For skirt options go to pages 16-17*

<b>TILE FLANGES</b>   FLA.MO-X	\$ 220
--------------------------------	--------

<b>UNDERMOUNT</b>   UNDRMT	No Charge
----------------------------	-----------

<b>WASTE &amp; OVERFLOW</b>   WOV.XX	INCLUDED
--------------------------------------	----------

<b>Integral W/O</b> (Std. round)   IWO.XX	\$ 380
---	--------

<b>Linear Integral W/O</b>   LWO-XXX	\$ 380
--------------------------------------	--------

*Additional finishes on page 17*

# ATLANDIA

74" L x 48" W x 21" D  
Includes armrests & pillow



## MODEL / PRICING

ATL7448ATO	Tub Only	\$ 4,270	ATL7448ATA	Thermal Air	\$ 8,410
ATL7448AWP	Whirlpool (8)	\$ 8,370	ATL7448ACO	Combo System	\$ 11,215

## COLORS *Additional lead time is required for premium colors*

### ACRYLIC BATHTUB COLORS

<b>Standard Colors:</b> White   Biscuit   Bone	Included
<b>Premium Colors:</b> Black   Sterling Silver	\$ 480
<b>Matte Finish:</b>	\$ 1,305

### BACK MASSEUSE SYSTEMS *Additional finishes on page 15*

<b>System I</b> - Manual Control (WP/CO)   BAC.MA1-XXX	\$ 945
<b>System II</b> - Electronic Control (WP/CO)   BAC.MA2-XXX	\$ 1,900
<b>System III</b> - Electronic Control (TA)   BAC.MA3-XXX	\$ 3,010

<b>COLD PLUNGE</b>   CLD.PL	\$ 9,990
-----------------------------	----------

<b>EXPORT CRATE</b>   FRT.EXPCRT	NET \$ 445
----------------------------------	------------

<b>EXTRA HIGH DENSITY</b>   HI.DEN	\$ 735
------------------------------------	--------

### GRAB BARS (Pair) *Additional finishes on page 15*

<b>Standard Grab Bars</b>   GRA.BAR-XXX (Group 1 - PC, PB)	\$ 490
<b>Universal Grab Bars</b>   UGB-XXX (Group 1 - PC, PB)	\$ 525

### HYDRO BLANKET | BLA.HEA-X

2 Zones	\$ 1,905	4 Zones	\$ 2,660
3 Zones	\$ 2,385	5 Zones	\$ 3,000

<b>HYDRO COAT</b>   HYC.COA	\$ 340
-----------------------------	--------

<b>HYDRO EXPRESS</b>   69.104-HYD.EXP	NET \$ 300
---------------------------------------	------------

<b>HYDRO FILL</b>   HYD.FIL	\$ 500
-----------------------------	--------

### HYDRO FUSION

Hydro Fusion (Tub Only)   29.102	\$ 1,040
Hydro Fusion with Ozone (Tub Only)   29.103	\$ 1,410
Hydro Fusion (TA, Whirlpool, Combo)   29.107	\$ 1,570

<b>HYDRO INDULGE</b>   HYD.IND	\$ 3,680
--------------------------------	----------

### HYDROZONE UV COMBO SYSTEM | OZUV.XXX

Whirlpool and Combo Systems only	
110 V   OZUV.110	\$ 1,220

### INLINE HEATER *Whirlpool and Combo Systems only*

*No dedicated GFI required for 6 amp models.*

12.50 Amps 1.5 KW - 110V   27.100	\$ 850
6.00 Amps 0.75 KW   27.103	\$ 760

## JETS *Additional finishes on page 16*

<b>Additional Standard or Swirling Jet</b> (JET.STD-XX   JET.SWI-XX)	
Group 1 - PC or PB	\$ 245
<b>Swirling Jet Upgrade</b>   JUP.SWI-XX	\$ 70
<b>Micro Therapy Jet</b>   MTJ.XXX (BIS, BLA, BON, SIL, WHI)	\$ 200
<b>Custom Jet Locations</b>   69.116-CUS.JET	No Charge

*(Must include drawing of locations)*

## JET PLATING *For jet plating options go to page 16*

<b>LED TEMP. READOUT KEYPAD</b>   LED.UPG	\$ 555
---	--------

*Upgrade only, must have a keypad controlled system to purchase.*

<b>LIGHTING</b> LED Bath Light Chromotherapy System   LIG.LED	\$ 865
---	--------

### LOW WATER PROTECTION (Includes 30 minute timer)

110V   LOW.WAT-110	\$ 445
--------------------	--------

<b>PUMPS</b> Custom Pump Locations   69.116-CUS.PMP	No Charge
---	-----------

<b>REMOTE CONTROL</b>   REM.CON	\$ 790
---------------------------------	--------

*Must have system to purchase*

<b>WASTE &amp; OVERFLOW</b>   WOV.XX	INCLUDED
--------------------------------------	----------

<b>Integral W/O</b> (Std. round)   IWO.XX	\$ 380
<b>Linear Integral W/O</b>   LWO-XXX	\$ 380

*Additional finishes on page 17*

# CARLI

66" L x 36" W x 25" D- center drain  
 72" L x 40" W x 27" D- end drain  
 Available as freestanding model,  
 see Picasso page 86



## MODEL / PRICING

CAR6636ATO	Tub Only	\$ 4,000
CAR6636AWP	Whirlpool (6)	\$ 7,210
CAR6636ATA	Thermal Air	\$ 7,120
CAR6636ACO	Combo System	\$ 9,150

CAR7240ATO	Tub Only	\$ 4,140
CAR7240AWP	Whirlpool (6)	\$ 7,340
CAR7240ATA	Thermal Air	\$ 7,270
CAR7240ACO	Combo System	\$ 9,695

## COLORS *Additional lead time is required for premium colors*

### ACRYLIC BATHTUB COLORS

<b>Standard Colors:</b> White   Biscuit   Bone	Included
<b>Premium Colors:</b> Black   Sterling Silver	\$ 480
<b>Matte Finish:</b>	\$ 1,305

<b>COLD PLUNGE</b>   CLD.PL	\$ 9,990
-----------------------------	----------

<b>EXPORT CRATE</b>   FRT.EXPCRT	NET \$ 445
----------------------------------	------------

<b>EXTRA HIGH DENSITY</b>   HI.DEN	\$ 735
------------------------------------	--------

### GRAB BARS (Pair) *Additional finishes on page 15*

<b>Standard Grab Bars</b>   GRA.BAR-XXX (Group 1 - PC, PB)	\$ 490
<b>Universal Grab Bars</b>   UGB-XXX (Group 1 - PC, PB)	\$ 525

### HYDRO BLANKET | BLA.HEA-X

2 Zones	\$ 1,905
3 Zones	\$ 2,385
4 Zones	\$ 2,660
5 Zones (with 2 controls)	\$ 3,000

<b>HYDRO COAT</b>   HYC.COA	\$ 340
-----------------------------	--------

<b>HYDRO EXPRESS</b>   69.104-HYD.EXP	NET \$ 300
---------------------------------------	------------

<b>HYDRO FILL</b>   HYD.FIL	\$ 500
-----------------------------	--------

### HYDRO FUSION

Hydro Fusion (Tub Only)   29.102	\$ 1,040
Hydro Fusion with Ozone (Tub Only)   29.103	\$ 1,410
Hydro Fusion (TA, Whirlpool, Combo)   29.107	\$ 1,570

<b>HYDRO INDULGE</b>   HYD.IND	\$ 3,680
--------------------------------	----------

### HYDROZONE UV COMBO SYSTEM | OZUV.XXX

Whirlpool and Combo Systems only	
110 V   OZUV.110	\$ 1,220

### INLINE HEATER *Whirlpool and Combo Systems only*

*No dedicated GFI required for 6 amp models.*

12.50 Amps 1.5 KW - 110V   27.100	\$ 850
6.00 Amps 0.75 KW   27.103	\$ 760

## JETS *Additional finishes on page 16*

### Additional Standard or Swirling Jet (JET.STD-XX | JET.SWI-XX)

Group 1 - PC or PB	\$ 245
<b>Swirling Jet Upgrade</b>   JUP.SWI-XX	\$ 70
<b>Micro Therapy Jet</b>   MTJ.XXX (BIS, BLA, BON, SIL, WHI)	\$ 200
<b>Custom Jet Locations</b>   69.116-CUS.JET	No Charge

*(Must include drawing of locations)*

### JET PLATING *For jet plating options go to page 16*

<b>LED TEMP. READOUT KEYPAD</b>   LED.UPG	\$ 555
---	--------

*Upgrade only, must have a keypad controlled system to purchase.*

<b>LIGHTING</b> LED Bath Light Chromotherapy System   LIG.LED	\$ 865
---	--------

### LOW WATER PROTECTION (Includes 30 minute timer)

110V   LOW.WAT-110	\$ 445
--------------------	--------

<b>NECK MASSEUSE JET PILLOW</b>   PIL.NEC-XX	\$ 890
--	--------

*Available in black, bone and white.*

<b>PADDED HEADREST PILLOW</b>   41.128 (Black only)	\$ 155
---	--------

<b>PUMPS</b> Custom Pump Locations   69.116-CUS.PMP	No Charge
---	-----------

<b>REMOTE CONTROL</b>   REM.CON	\$ 790
---------------------------------	--------

*Must have system to purchase*

### WASTE & OVERFLOW | WOV.XX INCLUDED

<b>Integral W/O</b> (Std. round)   IWO.XX	\$ 380
<b>Linear Integral W/O</b>   LWO-XXX	\$ 380

*Additional finishes on page 17*

# CASEY

60" L x 38" W x 19" D - side-center drain  
 66" L x 38" W x 19" D - side-center drain  
 W/O Included  
 Remote blower required for Thermal Air system  
 Available as drop-in model, see Galaxie page 49



## MODEL / PRICING

CAS6038ATO	Tub Only	\$ 5,380	CAS6638ATO	Tub Only	\$ 5,470
CAS6038ATA	Thermal Air	\$ 8,810	CAS6638ATA	Thermal Air	\$ 8,870

## COLORS *Additional lead time is required for premium colors*

**ACRYLIC BATHTUB COLORS**

**Standard Colors:** White | Biscuit | Bone Included

**Premium Colors:** Black | Sterling Silver \$ 1,350

**Matte Finish:** \$ 2,625

**Dual Color Option:** \$ 2,375

MODEL/COLOR1/COLOR2 (XXX.XXX.XXX)

**SURFACES (outside only)**

**Metallic:** Polished Nickel [PN] \$ 18,300

MODEL/METAL/COLOR (XXX.XXX.XXX)

**COLD PLUNGE** | CLD.PL \$ 9,990

**EXPORT CRATE** | FRT.EXPCRT NET \$ 445

**EXTRA HIGH DENSITY** | HI.DEN \$ 735

**GRAB BARS (Pair)**

**Standard Grab Bars** | GRA.BAR-XXX

- Group 1 - PC, PB \$ 490
- Group 2 - AB, BB, SB, BC, PN, SN, BN \$ 635
- Group 3 - PG, BG, SG, BIS, WHI, MB \$ 860

**Universal Grab Bars** | UGB-XXX

- Group 1 - PC, PB \$ 525
- Group 2 - AB, BB, SB, BC, PN, SN, BN \$ 680
- Group 3 - PG, BG, SG, BIS, WHI, MB \$ 885

**HEATED BACKREST** INCLUDED ON THERMAL AIR

**HYDRO BLANKET** | BLA.HEA-X

2 Zones	\$ 1,905
3 Zones	\$ 2,385
4 Zones	\$ 2,660
5 Zones (with 2 controls)	\$ 3,000

**HYDRO COAT** | HYC.COA \$ 340

**HYDRO EXPRESS** | 69.104-HYD.EXP NET \$ 500

## HYDRO FUSION

Hydro Fusion (Tub Only)   29.102	\$ 1,040
Hydro Fusion with Ozone (Tub Only)   29.103	\$ 1,410
Hydro Fusion (TA, Whirlpool, Combo)   29.107	\$ 1,570

**HYDRO INDULGE** | HYD.IND \$ 3,680

**HYDROZONE** INCLUDED ON THERMAL AIR

**ISLAND TUB DRAIN** | ITD.XXX

ABS, PVC   ITD.ABS   ITD.PVC	\$ 380
Cast Iron   ITD.CST	\$ 460

**LED TEMP. READOUT KEYPAD** | LED.UPG \$ 555

*Upgrade only, must have a keypad controlled system to purchase.*

**LIGHTING** LED Bath Light Chromotherapy System | LIG.LED \$ 865

**MOLDED ARMRESTS**

*Some molded armrests add an interior detail line to the bathtub*

2 Armrests (one pair)   ARM.MOL-2	\$ 155
4 Armrests (two pairs)   ARM.MOL-4	\$ 305

**PADDED HEADREST PILLOW** | 41.128 (Black only) \$ 155

**REMOTE CONTROL** | REM.CON \$ 790

*Must have thermal air system to purchase*

**TOWER | TOW-XX**

*Must specify size & location on tub. Can hide plumbing, blower, Fusion or Indulge.*

18" or 24"	\$ 1,350	25" - 30"	\$ 1,350
31" - 36"	\$ 1,480	37" - 42"	\$ 1,605
43" - 48"	\$ 1,735	49" - 54"	\$ 1,860
55" - 60"	\$ 1,990	Access Panel	\$ 420

**WASTE & OVERFLOW**

**Integral W/O (Std. round)** | IWO.XX INCLUDED

WHI, BIS, PC, PB, PN, BC, BB, BN, SC, SB, SN, ORB, PE No Charge

Gold Finish Upgrade (PG, BG) \$ 890

**Linear Integral W/O** | LWO-XXX NO CHARGE UPGRADE

# CASSI

60" L x 42" W x 24" D  
Includes armrests



## MODEL / PRICING

CAS6042ATO	Tub Only	\$ 4,640	CAS6042ATA	Thermal Air	\$ 8,120
CAS6042AWP	Whirlpool (6)	\$ 8,370	CAS6042ACO	Combo System	\$ 10,390

## COLORS *Additional lead time is required for premium colors*

### ACRYLIC BATHTUB COLORS

<b>Standard Colors:</b> White   Biscuit   Bone	Included
<b>Premium Colors:</b> Black   Sterling Silver	\$ 480
<b>Matte Finish:</b>	\$ 1,305

### BACK MASSEUSE SYSTEMS *Additional finishes on page 15*

<b>System I</b> - Manual Control (WP/CO)   BAC.MA1-XXX	\$ 945
<b>System II</b> - Electronic Control (WP/CO)   BAC.MA2-XXX	\$ 1,900
<b>System III</b> - Electronic Control (TA)   BAC.MA3-XXX	\$ 3,010

<b>COLD PLUNGE</b>   CLD.PL	\$ 9,990
-----------------------------	----------

<b>EXPORT CRATE</b>   FRT.EXPCRT	NET \$ 445
----------------------------------	------------

<b>EXTRA HIGH DENSITY</b>   HI.DEN	\$ 735
------------------------------------	--------

### GRAB BARS (Pair) *Additional finishes on page 15*

<b>Standard Grab Bars</b>   GRA.BAR-XXX (Group 1 - PC, PB)	\$ 490
<b>Universal Grab Bars</b>   UGB-XXX (Group 1 - PC, PB)	\$ 525

### HYDRO BLANKET | BLA.HEA-X

2 Zones	\$ 1,905	4 Zones	\$ 2,660
3 Zones	\$ 2,385	5 Zones	\$ 3,000

<b>HYDRO COAT</b>   HYC.COA	\$ 340
-----------------------------	--------

<b>HYDRO EXPRESS</b>   69.104-HYD.EXP	NET \$ 300
---------------------------------------	------------

<b>HYDRO FILL</b>   HYD.FIL	\$ 500
-----------------------------	--------

### HYDRO FUSION

Hydro Fusion (Tub Only)   29.102	\$ 1,040
Hydro Fusion with Ozone (Tub Only)   29.103	\$ 1,410
Hydro Fusion (TA, Whirlpool, Combo)   29.107	\$ 1,570

<b>HYDRO INDULGE</b>   HYD.IND	\$ 3,680
--------------------------------	----------

### HYDROZONE UV COMBO SYSTEM | OZUV.XXX

Whirlpool and Combo Systems only	
110 V   OZUV.110	\$ 1,220

### INLINE HEATER *Whirlpool and Combo Systems only*

<i>No dedicated GFI required for 6 amp models.</i>	
12.50 Amps 1.5 KW - 110V   27.100	\$ 850
6.00 Amps 0.75 KW   27.103	\$ 760

## JETS *Additional finishes on page 16*

### Additional Standard or Swirling Jet (JET.STD-XX | JET.SWI-XX)

Group 1 - PC or PB	\$ 245
<b>Swirling Jet Upgrade</b>   JUP.SWI-XX	\$ 70
<b>Micro Therapy Jet</b>   MTJ.XXX (BIS, BLA, BON, SIL, WHI)	\$ 200
<b>Custom Jet Locations</b>   69.116-CUS.JET	No Charge

*(Must include drawing of locations)*

### JET PLATING *For jet plating options go to page 16*

<b>LED TEMP. READOUT KEYPAD</b>   LED.UPG	\$ 555
---	--------

*Upgrade only, must have a keypad controlled system to purchase.*

<b>LIGHTING</b> LED Bath Light Chromatherapy System   LIG.LED	\$ 865
---	--------

### LOW WATER PROTECTION (Includes 30 minute timer)

110V   LOW.WAT-110	\$ 445
--------------------	--------

<b>NECK MASSEUSE JET PILLOW</b>   PIL.NEC-XX	\$ 890
--	--------

*Available in black, bone and white.*

<b>PADDED HEADREST PILLOW</b>   41.128 (Black only)	\$ 155
---	--------

<b>PUMPS</b> Custom Pump Locations   69.116-CUS.PMP	No Charge
---	-----------

<b>REMOTE CONTROL</b>   REM.CON	\$ 790
---------------------------------	--------

*Must have system to purchase*

<b>WASTE &amp; OVERFLOW</b>   WOV.XX	INCLUDED
--------------------------------------	----------

<b>Integral W/O</b> (Std. round)   IWO.XX	\$ 380
---	--------

<b>Linear Integral W/O</b>   LWO-XXX	\$ 380
--------------------------------------	--------

*Additional finishes on page 17*

# CHAGALL

66" L x 32" W x 24" D - center drain  
 72" L x 38" W x 24" D - center drain  
 W/O Included  
 Foam fill sound insulator included  
 Remote blower required for Thermal Air system



## MODEL / PRICING

MCH6632ATO	Tub Only	\$ 8,140	MCH7238ATO	Tub Only	\$ 9,745
MCH6632ATA	Thermal Air	\$ 12,525	MCH7238ATA	Thermal Air	\$ 13,975

## COLORS *Additional lead time is required for premium colors*

<b>ACRYLIC BATHTUB COLORS</b>	
<b>Standard Colors:</b> White   Biscuit   Bone	Included
<b>Premium Colors:</b> Black   Sterling Silver	\$ 1,350
<b>Matte Finish:</b>	\$ 2,625
<b>SURFACES (outside only)</b>	
<b>Metallic:</b> Polished Nickel [PN]	\$ 18,300
MODEL/METAL/COLOR (XXX.XXX.XXX)	

**COLD PLUNGE** | CLD.PL \$ 9,990

**EXPORT CRATE** | FRT.EXPCRT NET \$ 445

## GRAB BARS (Pair)

<b>Standard Grab Bars</b>   GRA.BAR-XXX	
Group 1 - PC, PB	\$ 490
Group 2 - AB, BB, SB, BC, PN, SN, BN	\$ 635
Group 3 - PG, BG, SG, BIS, WHI, MB	\$ 860
<b>Universal Grab Bars</b>   UGB-XXX	
Group 1 - PC, PB	\$ 525
Group 2 - AB, BB, SB, BC, PN, SN, BN	\$ 680
Group 3 - PG, BG, SG, BIS, WHI, MB	\$ 885

## HYDRO BLANKET | BLA.HEA-X

2 Zones	\$ 1,905
3 Zones	\$ 2,385
4 Zones	\$ 2,660

**HYDRO COAT** | HYC.COA \$ 340

**HYDRO EXPRESS** | 69.104-HYD.EXP NET \$ 500

## HYDRO FUSION

Hydro Fusion (Tub Only)   29.102	\$ 1,040
Hydro Fusion with Ozone (Tub Only)   29.103	\$ 1,410
Hydro Fusion (TA, Whirlpool, Combo)   29.107	\$ 1,570

**HYDRO INDULGE** | HYD.IND \$ 3,680

**HYDROZONE** INCLUDED ON THERMAL AIR

## ISLAND TUB DRAIN | ITD.XXX

ABS, PVC   ITD.ABS   ITD.PVC	\$ 380
Cast Iron   ITD.CST	\$ 460

**LED TEMP. READOUT KEYPAD** | LED.UPG \$ 555

*Upgrade only, must have a keypad controlled system to purchase.*

**LIGHTING** LED Bath Light Chromotherapy System | LIG.LED \$ 865

**REMOTE CONTROL** | REM.CON \$ 790

*Must have thermal air system to purchase*

## TOWER | TOW-XX

*Must specify size & location on tub. Can hide plumbing, blower, Fusion or Indulge.*

18" or 24"	\$ 1,350	25" - 30"	\$ 1,350
31" - 36"	\$ 1,480	37" - 42"	\$ 1,605
43" - 48"	\$ 1,735	49" - 54"	\$ 1,860
55" - 60"	\$ 1,990	Access Panel	\$ 420

## WASTE & OVERFLOW

**Integral W/O** (Std. round) | IWO.XX INCLUDED  
 WHI, BIS, PC, PB, PN, BC, BB, BN, SC, SB, SN, ORB, PE No Charge  
 Gold Finish Upgrade (PG, BG) \$ 890

**Linear Integral W/O** | LWO-XXX NO CHARGE UPGRADE  
*(must specify on PO)*

\*The addition of multiple options could impact the equipment fitting inside the perimeter of the tub.

# CHARLOTTE

72" L x 36" W x 19" D  
Includes armrests



## MODEL / PRICING

CHA7236ATO	Tub Only	\$ 3,030	CHA7236ATA	Thermal Air	\$ 6,825
CHA7236AWP	Whirlpool (6)	\$ 6,400	CHA7236ACO	Combo System	\$ 9,035

## COLORS *Additional lead time is required for premium colors*

### ACRYLIC BATHTUB COLORS

<b>Standard Colors:</b> White   Biscuit   Bone	Included
<b>Premium Colors:</b> Black   Sterling Silver	\$ 480
<b>Matte Finish:</b>	\$ 1,305

## BACK MASSEUSE SYSTEMS *Additional finishes on page 15*

<b>System I</b> - Manual Control (WP/CO)   BAC.MA1-XXX	\$ 945
<b>System II</b> - Electronic Control (WP/CO)   BAC.MA2-XXX	\$ 1,900
<b>System III</b> - Electronic Control (TA)   BAC.MA3-XXX	\$ 3,010

<b>COLD PLUNGE</b>   CLD.PL	\$ 9,990
-----------------------------	----------

<b>EXPORT CRATE</b>   FRT.EXPCRT	NET \$ 445
----------------------------------	------------

<b>EXTRA HIGH DENSITY</b>   HI.DEN	\$ 735
------------------------------------	--------

## GRAB BARS (Pair) *Additional finishes on page 15*

<b>Standard Grab Bars</b>   GRA.BAR-XXX (Group 1 - PC, PB)	\$ 490
<b>Universal Grab Bars</b>   UGB-XXX (Group 1 - PC, PB)	\$ 525

## HYDRO BLANKET | BLA.HEA-X

2 Zones	\$ 1,905	4 Zones	\$ 2,660
3 Zones	\$ 2,385	5 Zones	\$ 3,000

<b>HYDRO COAT</b>   HYC.COA	\$ 340
-----------------------------	--------

<b>HYDRO EXPRESS</b>   69.104-HYD.EXP	NET \$ 300
---------------------------------------	------------

<b>HYDRO FILL</b>   HYD.FIL	\$ 500
-----------------------------	--------

## HYDRO FUSION

Hydro Fusion (Tub Only)   29.102	\$ 1,040
Hydro Fusion with Ozone (Tub Only)   29.103	\$ 1,410
Hydro Fusion (TA, Whirlpool, Combo)   29.107	\$ 1,570

<b>HYDRO INDULGE</b>   HYD.IND	\$ 3,680
--------------------------------	----------

## HYDROZONE UV COMBO SYSTEM | OZUV.XXX

Whirlpool and Combo Systems only	
110 V   OZUV.110	\$ 1,220

## INLINE HEATER *Whirlpool and Combo Systems only*

*No dedicated GFI required for 6 amp models.*

12.50 Amps 1.5 KW - 110V   27.100	\$ 850
6.00 Amps 0.75 KW   27.103	\$ 760

## JETS *Additional finishes on page 16*

<b>Additional Standard or Swirling Jet</b> (JET.STD-XX   JET.SWI-XX)	
Group 1 - PC or PB	\$ 245
<b>Swirling Jet Upgrade</b>   JUP.SWI-XX	\$ 70
<b>Micro Therapy Jet</b>   MTJ.XXX (BIS, BLA, BON, SIL, WHI)	\$ 200
<b>Custom Jet Locations</b>   69.116-CUS.JET	No Charge

*(Must include drawing of locations)*

## JET PLATING *For jet plating options go to page 16*

<b>LED TEMP. READOUT KEYPAD</b>   LED.UPG	\$ 555
---	--------

*Upgrade only, must have a keypad controlled system to purchase.*

<b>LIGHTING</b> LED Bath Light Chromatherapy System   LIG.LED	\$ 865
---	--------

## LOW WATER PROTECTION (Includes 30 minute timer)

110V   LOW.WAT-110	\$ 445
--------------------	--------

<b>NECK MASSEUSE JET PILLOW</b>   PIL.NEC-XX	\$ 890
--	--------

*Available in black, bone and white.*

<b>PADDED HEADREST PILLOW</b>   41.128 (Black only)	\$ 155
---	--------

<b>PUMPS</b> Custom Pump Locations   69.116-CUS.PMP	No Charge
---	-----------

<b>REMOTE CONTROL</b>   REM.CON	\$ 790
---------------------------------	--------

*Must have system to purchase*

## SKIRTS *For skirt options go to pages 16-17*

<b>WASTE &amp; OVERFLOW</b>   WOV.XX	INCLUDED
--------------------------------------	----------

<b>Integral W/O</b> (Std. round)   IWO.XX	\$ 380
<b>Linear Integral W/O</b>   LWO-XXX	\$ 380

*Additional finishes on page 17*

# CHEYENNE

66" L x 36" W x 20" D - center drain  
 72" L x 36" W x 20" D - center drain  
 W/O Included  
 Foam fill sound insulator included  
 Remote blower required for Thermal Air system  
 Available as drop-in model, see Versailles page 98



## MODEL / PRICING

CHE6636ATO	Tub Only	\$ 5,775	CHE7236ATO	Tub Only	\$ 5,920
CHE6636ATA	Thermal Air	\$ 9,095	CHE7236ATA	Thermal Air	\$ 9,260

## COLORS *Additional lead time is required for premium colors*

<b>ACRYLIC BATHTUB COLORS</b>	
<b>Standard Colors:</b> White   Biscuit   Bone	Included
<b>Premium Colors:</b> Black   Sterling Silver	\$ 1,350
<b>Matte Finish:</b>	\$ 2,625
<b>Dual Color Option:</b>	\$ 2,375
MODEL/COLOR1/COLOR2 (XXX.XXX.XXX)	

<b>SURFACES (outside only)</b>	
<b>Metallic:</b> Polished Nickel [PN]	\$ 18,300
MODEL/METAL/COLOR (XXX.XXX.XXX)	

<b>COLD PLUNGE</b>   CLD.PL	\$ 9,990
-----------------------------	----------

<b>EXPORT CRATE</b>   FRT.EXPCRT	NET \$ 445
----------------------------------	------------

<b>GRAB BARS (Pair)</b>	
<b>Standard Grab Bars</b>   GRA.BAR-XXX	
Group 1 - PC, PB	\$ 490
Group 2 - AB, BB, SB, BC, PN, SN, BN	\$ 635
Group 3 - PG, BG, SG, BIS, WHI, MB	\$ 860
<b>Universal Grab Bars</b>   UGB-XXX	
Group 1 - PC, PB	\$ 525
Group 2 - AB, BB, SB, BC, PN, SN, BN	\$ 680
Group 3 - PG, BG, SG, BIS, WHI, MB	\$ 885

<b>HEATED BACKREST</b> INCLUDED ON THERMAL AIR	
<b>HYDRO BLANKET</b>   BLA.HEA-X	
2 Zones	\$ 1,905
3 Zones	\$ 2,385
4 Zones	\$ 2,660
5 Zones (with 2 controls)	\$ 3,000

<b>HYDRO COAT</b>   HYC.COA	\$ 340
-----------------------------	--------

<b>HYDRO EXPRESS</b>   69.104-HYD.EXP	NET \$ 500
---------------------------------------	------------

## HYDRO FUSION

Hydro Fusion (Tub Only)   29.102	\$ 1,040
Hydro Fusion with Ozone (Tub Only)   29.103	\$ 1,410
Hydro Fusion (TA, Whirlpool, Combo)   29.107	\$ 1,570

<b>HYDRO INDULGE</b>   HYD.IND	\$ 3,680
--------------------------------	----------

<b>HYDROZONE</b>	INCLUDED ON THERMAL AIR
------------------	-------------------------

<b>ISLAND TUB DRAIN</b>   ITD.XXX	
ABS, PVC   ITD.ABS   ITD.PVC	\$ 380
Cast Iron   ITD.CST	\$ 460

<b>LED TEMP. READOUT KEYPAD</b>   LED.UPG	\$ 555
---	--------

*Upgrade only, must have a keypad controlled system to purchase.*

<b>LIGHTING</b> LED Bath Light Chromotherapy System   LIG.LED	\$ 865
---	--------

<b>REMOTE CONTROL</b>   REM.CON	\$ 790
---------------------------------	--------

*Must have thermal air system to purchase*

## TOWER | TOW-XX

*Must specify size & location on tub. Can hide plumbing, blower, Fusion or Indulge.*

18" or 24"	\$ 1,350	25" - 30"	\$ 1,350
31" - 36"	\$ 1,480	37" - 42"	\$ 1,605
43" - 48"	\$ 1,735	49" - 54"	\$ 1,860
55" - 60"	\$ 1,990	Access Panel	\$ 420

## WASTE & OVERFLOW

<b>Integral W/O</b> (Std. round)   IWO.XX	INCLUDED
WHI, BIS, PC, PB, PN, BC, BB, BN, SC, SB, SN, ORB, PE	No Charge
Gold Finish Upgrade (PG, BG)	\$ 890

<b>Linear Integral W/O</b>   LWO-XXX	NO CHARGE UPGRADE
--------------------------------------	-------------------

# CHLOE

70" L x 40" W x 27" D - side-center drain  
 W/O Included  
 Foam fill sound insulator included  
 Includes lumbar support  
 Remote blower required for Thermal Air system



## MODEL / PRICING

CHL7040ATO	Tub Only	\$ 5,990	CHL7040ATA	Thermal Air	\$ 10,195
------------	----------	----------	------------	-------------	-----------

### COLORS *Additional lead time is required for premium colors*

#### ACRYLIC BATHTUB COLORS

<b>Standard Colors:</b> White   Biscuit   Bone	Included
<b>Premium Colors:</b> Black   Sterling Silver	\$ 1,350
<b>Matte Finish:</b>	\$ 2,625
<b>Dual Color Option:</b>	\$ 2,375

MODEL/COLOR1/COLOR2 (XXX.XXX.XXX)

#### SURFACES (outside only)

<b>Metallic:</b> Polished Nickel [PN]	\$ 18,300
---------------------------------------	-----------

MODEL/METAL/COLOR (XXX.XXX.XXX)

<b>COLD PLUNGE</b>   CLD.PL	\$ 9,990
-----------------------------	----------

<b>EXPORT CRATE</b>   FRT.EXPCRT	NET \$ 445
----------------------------------	------------

#### GRAB BARS (Pair)

##### Standard Grab Bars | GRA.BAR-XXX

Group 1 - PC, PB	\$ 490
Group 2 - AB, BB, SB, BC, PN, SN, BN	\$ 635
Group 3 - PG, BG, SG, BIS, WHI, MB	\$ 860

##### Universal Grab Bars | UGB-XXX

Group 1 - PC, PB	\$ 525
Group 2 - AB, BB, SB, BC, PN, SN, BN	\$ 680
Group 3 - PG, BG, SG, BIS, WHI, MB	\$ 885

#### HEATED BACKREST INCLUDED ON THERMAL AIR

#### HYDRO BLANKET | BLA.HEA-X

2 Zones	\$ 1,905
3 Zones	\$ 2,385
4 Zones	\$ 2,660
5 Zones (with 2 controls)	\$ 3,000

<b>HYDRO COAT</b>   HYC.COA	\$ 340
-----------------------------	--------

<b>HYDRO EXPRESS</b>   69.104-HYD.EXP	NET \$ 500
---------------------------------------	------------

#### HYDRO FUSION

Hydro Fusion (Tub Only)   29.102	\$ 1,040
Hydro Fusion with Ozone (Tub Only)   29.103	\$ 1,410
Hydro Fusion (TA, Whirlpool, Combo)   29.107	\$ 1,570

<b>HYDRO INDULGE</b>   HYD.IND	\$ 3,680
--------------------------------	----------

### HYDROZONE

INCLUDED ON THERMAL AIR

#### ISLAND TUB DRAIN | ITD.XXX

ABS, PVC   ITD.ABS   ITD.PVC	\$ 380
Cast Iron   ITD.CST	\$ 460

<b>LED TEMP. READOUT KEYPAD</b>   LED.UPG	\$ 555
---	--------

*Upgrade only, must have a keypad controlled system to purchase.*

<b>LIGHTING</b> LED Bath Light Chromotherapy System   LIG.LED	\$ 865
---	--------

#### MOLDED ARMRESTS

*Some molded armrests add an interior detail line to the bathtub*

2 Armrests (one pair)   ARM.MOL-2	\$ 155
4 Armrests (two pairs)   ARM.MOL-4	\$ 305

<b>PADDED HEADREST PILLOW</b>   41.128 (Black only)	\$ 155
---	--------

<b>REMOTE CONTROL</b>   REM.CON	\$ 790
---------------------------------	--------

*Must have thermal air system to purchase*

#### TOWEL BAR | GB.106-XX

Group 1 - PC	Included
Group 2 - BB, PB, SB, BC, PN, SN, BN	\$ 1,500 UPCHARGE

#### TOWER | TOW-XX

*Must specify size & location on tub. Can hide plumbing, blower, Fusion or Indulge.*

18" or 24"	\$ 1,350	25" - 30"	\$ 1,350
31" - 36"	\$ 1,480	37" - 42"	\$ 1,605
43" - 48"	\$ 1,735	49" - 54"	\$ 1,860
55" - 60"	\$ 1,990	Access Panel	\$ 420

#### WASTE & OVERFLOW

<b>Integral W/O</b> (Std. round)   IWO.XX	INCLUDED
WHI, BIS, PC, PB, PN, BC, BB, BN, SC, SB, SN, ORB, PE	No Charge
Gold Finish Upgrade (PG, BG)	\$ 890

<b>Linear Integral W/O</b>   LWO-XXX	NO CHARGE UPGRADE
--------------------------------------	-------------------

*\*\*Additional towel bar finishes available.  
 Call Hydro Systems for quote and lead times.\*\**

# CLARISSA

55" L x 55" W x 21" D  
Includes armrests



## MODEL / PRICING

CLA5555ATO	Tub Only	\$ 2,980	CLA5555ATA	Thermal Air	\$ 6,505
CLA5555AWP	Whirlpool (6)	\$ 6,290	CLA5555ACO	Combo System	\$ 8,810

## COLORS *Additional lead time is required for premium colors*

### ACRYLIC BATHTUB COLORS

<b>Standard Colors:</b> White   Biscuit   Bone	Included
<b>Premium Colors:</b> Black   Sterling Silver	\$ 480
<b>Matte Finish:</b>	\$ 1,305

## BACK MASSEUSE SYSTEMS *Additional finishes on page 15*

<b>System I</b> - Manual Control (WP/CO)   BAC.MA1-XXX	\$ 945
<b>System II</b> - Electronic Control (WP/CO)   BAC.MA2-XXX	\$ 1,900
<b>System III</b> - Electronic Control (TA)   BAC.MA3-XXX	\$ 3,010

<b>COLD PLUNGE</b>   CLD.PL	\$ 9,990
-----------------------------	----------

<b>EXPORT CRATE</b>   FRT.EXPCRT	NET \$ 445
----------------------------------	------------

<b>EXTRA HIGH DENSITY</b>   HI.DEN	\$ 735
------------------------------------	--------

## GRAB BARS (Pair) *Additional finishes on page 15*

<b>Standard Grab Bars</b>   GRA.BAR-XXX (Group 1 - PC, PB)	\$ 490
<b>Universal Grab Bars</b>   UGB-XXX (Group 1 - PC, PB)	\$ 525

## HYDRO BLANKET | BLA.HEA-X

2 Zones	\$ 1,905
3 Zones	\$ 2,385
4 Zones	\$ 2,660

<b>HYDRO COAT</b>   HYC.COA	\$ 340
-----------------------------	--------

<b>HYDRO EXPRESS</b>   69.104-HYD.EXP	NET \$ 300
---------------------------------------	------------

<b>HYDRO FILL</b>   HYD.FIL	\$ 500
-----------------------------	--------

## HYDRO FUSION

Hydro Fusion (Tub Only)   29.102	\$ 1,040
Hydro Fusion with Ozone (Tub Only)   29.103	\$ 1,410
Hydro Fusion (TA, Whirlpool, Combo)   29.107	\$ 1,570

<b>HYDRO INDULGE</b>   HYD.IND	\$ 3,680
--------------------------------	----------

## HYDROZONE UV COMBO SYSTEM | OZUV.XXX

Whirlpool and Combo Systems only	
110 V   OZUV.110	\$ 1,220

## INLINE HEATER *Whirlpool and Combo Systems only*

*No dedicated GFI required for 6 amp models.*

12.50 Amps 1.5 KW - 110V   27.100	\$ 850
6.00 Amps 0.75 KW   27.103	\$ 760

## ISLAND TUB DRAIN | ITD.XXX

ABS, PVC   ITD.ABS   ITD.PVC	\$ 380
Cast Iron   ITD.CST	\$ 460

## JETS *Additional finishes on page 16*

### Additional Standard or Swirling Jet (JET.STD-XX | JET.SWI-XX)

Group 1 - PC or PB	\$ 245
<b>Swirling Jet Upgrade</b>   JUP.SWI-XX	\$ 70
<b>Micro Therapy Jet</b>   MTJ.XXX (BIS, BLA, BON, SIL, WHI)	\$ 200
<b>Custom Jet Locations</b>   69.116-CUS.JET	No Charge

*(Must include drawing of locations)*

## JET PLATING *For jet plating options go to page 16*

<b>LED TEMP. READOUT KEYPAD</b>   LED.UPG	\$ 555
---	--------

*Upgrade only, must have a keypad controlled system to purchase.*

<b>LIGHTING</b> LED Bath Light Chromotherapy System   LIG.LED	\$ 865
---	--------

## LOW WATER PROTECTION (Includes 30 minute timer)

110V   LOW.WAT-110	\$ 445
--------------------	--------

<b>NECK MASSEUSE JET PILLOW</b>   PIL.NEC-XX	\$ 890
--	--------

*Available in black, bone and white.*

<b>PADDED HEADREST PILLOW</b>   41.128 (Black only)	\$ 155
---	--------

<b>PUMPS</b> Custom Pump Locations   69.116-CUS.PMP	No Charge
---	-----------

<b>REMOTE CONTROL</b>   REM.CON	\$ 790
---------------------------------	--------

*Must have system to purchase*

<b>TILE FLANGES</b>   FLA.MO-X	\$ 220
--------------------------------	--------

<b>WASTE &amp; OVERFLOW</b>   WOV.XX	INCLUDED
--------------------------------------	----------

<b>Integral W/O</b> (Std. round)   IWO.XX	\$ 380
---	--------

<b>Linear Integral W/O</b>   LWO-XXX	\$ 380
--------------------------------------	--------

*Additional finishes on page 17*

# COURTNEY - with flange

60" L x 48" W x 21" D  
Specify RH or LH drain



\*left hand

\*right hand

## MODEL / PRICING

COU6048ATO	Tub Only	\$ 3,350	COU6048ATA	Thermal Air	\$ 7,240
COU6048AWP	Whirlpool (6)	\$ 6,845	COU6048ACO	Combo System	\$ 9,475

## COLORS *Additional lead time is required for premium colors*

### ACRYLIC BATHTUB COLORS

<b>Standard Colors:</b> White   Biscuit   Bone	Included
<b>Premium Colors:</b> Black   Sterling Silver	\$ 480
<b>Matte Finish:</b>	\$ 1,305

### BACK MASSEUSE SYSTEMS *Additional finishes on page 15*

<b>System I</b> - Manual Control (WP/CO)   BAC.MA1-XXX	\$ 945
<b>System II</b> - Electronic Control (WP/CO)   BAC.MA2-XXX	\$ 1,900
<b>System III</b> - Electronic Control (TA)   BAC.MA3-XXX	\$ 3,010

<b>COLD PLUNGE</b>   CLD.PL	\$ 9,990
-----------------------------	----------

<b>EXPORT CRATE</b>   FRT.EXPCRT	NET \$ 445
----------------------------------	------------

<b>EXTRA HIGH DENSITY</b>   HI.DEN	\$ 735
------------------------------------	--------

### GRAB BARS (Pair) *Additional finishes on page 15*

<b>Standard Grab Bars</b>   GRA.BAR-XXX (Group 1 - PC, PB)	\$ 490
<b>Universal Grab Bars</b>   UGB-XXX (Group 1 - PC, PB)	\$ 525

### HYDRO BLANKET | BLA.HEA-X

2 Zones	\$ 1,905
3 Zones	\$ 2,385
4 Zones	\$ 2,660

<b>HYDRO COAT</b>   HYC.COA	\$ 340
-----------------------------	--------

<b>HYDRO EXPRESS</b>   69.104-HYD.EXP	NET \$ 300
---------------------------------------	------------

<b>HYDRO FILL</b>   HYD.FIL	\$ 500
-----------------------------	--------

### HYDRO FUSION

Hydro Fusion (Tub Only)   29.102	\$ 1,040
Hydro Fusion with Ozone (Tub Only)   29.103	\$ 1,410
Hydro Fusion (TA, Whirlpool, Combo)   29.107	\$ 1,570

<b>HYDRO INDULGE</b>   HYD.IND	\$ 3,680
--------------------------------	----------

### HYDROZONE UV COMBO SYSTEM | OZUV.XXX

Whirlpool and Combo Systems only	
110 V   OZUV.110	\$ 1,220

### INLINE HEATER *Whirlpool and Combo Systems only*

<i>No dedicated GFI required for 6 amp models.</i>	
12.50 Amps 1.5 KW - 110V   27.100	\$ 850
6.00 Amps 0.75 KW   27.103	\$ 760

## JETS *Additional finishes on page 16*

### Additional Standard or Swirling Jet (JET.STD-XX | JET.SWI-XX)

Group 1 - PC or PB	\$ 245
<b>Swirling Jet Upgrade</b>   JUP.SWI-XX	\$ 70
<b>Micro Therapy Jet</b>   MTJ.XXX (BIS, BLA, BON, SIL, WHI)	\$ 200
<b>Custom Jet Locations</b>   69.116-CUS.JET	No Charge

*(Must include drawing of locations)*

### JET PLATING *For jet plating options go to page 16*

<b>LED TEMP. READOUT KEYPAD</b>   LED.UPG	\$ 555
---	--------

*Upgrade only, must have a keypad controlled system to purchase.*

<b>LIGHTING</b> LED Bath Light Chromatherapy System   LIG.LED	\$ 865
---	--------

### LOW WATER PROTECTION (Includes 30 minute timer)

110V   LOW.WAT-110	\$ 445
--------------------	--------

<b>MICRO MOUNT</b>   69.140MCREDG	\$ 140
-----------------------------------	--------

<b>NECK MASSEUSE JET PILLOW</b>   PIL.NEC-XX	\$ 890
--	--------

Available in black, bone and white.

<b>PADDED HEADREST PILLOW</b>   41.128 (Black only)	\$ 155
---	--------

<b>PUMPS</b> Custom Pump Locations   69.116-CUS.PMP	No Charge
---	-----------

<b>REMOTE CONTROL</b>   REM.CON	\$ 790
---------------------------------	--------

*Must have system to purchase*

### SKIRTS *For skirt options go to pages 16-17*

<b>TILE FLANGES</b>   FLA.MO-X	\$ 220
--------------------------------	--------

<b>WASTE &amp; OVERFLOW</b>   WOV.XX	INCLUDED
--------------------------------------	----------

<b>Integral W/O</b> (Std. round)   IWO.XX	\$ 380
---	--------

<b>Linear Integral W/O</b>   LWO-XXX	\$ 380
--------------------------------------	--------

*Additional finishes on page 17*

\*The addition of multiple options could impact the equipment fitting inside the perimeter of the tub.

# DAVINCI

70"L x 36"W x 25"D - side-center drain  
 W/O Included  
 Foam fill sound insulator included  
 Includes lumbar support  
 Remote blower required for Thermal Air system



## MODEL / PRICING

MDA7036ATO Tub Only	\$ 11,570	MDA7036ATA Thermal Air	\$ 16,060
---------------------	-----------	------------------------	-----------

### COLORS *Additional lead time is required for premium colors*

#### ACRYLIC BATHTUB COLORS

<b>Standard Colors:</b> White   Biscuit   Bone	Included
<b>Premium Colors:</b> Black   Sterling Silver	\$ 1,350
<b>Matte Finish:</b>	\$ 2,625

#### SURFACES (outside only)

<b>Metallic:</b> Polished Nickel [PN]	\$ 18,300
MODEL/METAL/COLOR (XXX.XXX.XXX)	

<b>COLD PLUNGE</b>   CLD.PL	\$ 9,990
-----------------------------	----------

<b>EXPORT CRATE</b>   FRT.EXPCRT	NET \$ 445
----------------------------------	------------

#### GRAB BARS (Pair)

<b>Standard Grab Bars</b>   GRA.BAR-XXX	
Group 1 - PC, PB	\$ 490
Group 2 - AB, BB, SB, BC, PN, SN, BN	\$ 635
Group 3 - PG, BG, SG, BIS, WHI, MB	\$ 860
<b>Universal Grab Bars</b>   UGB-XXX	
Group 1 - PC, PB	\$ 525
Group 2 - AB, BB, SB, BC, PN, SN, BN	\$ 680
Group 3 - PG, BG, SG, BIS, WHI, MB	\$ 885

#### HYDRO BLANKET | BLA.HEA-X

2 Zones	\$ 1,905
3 Zones	\$ 2,385
4 Zones	\$ 2,660

<b>HYDRO COAT</b>   HYC.COA	\$ 340
-----------------------------	--------

<b>HYDRO EXPRESS</b>   69.104-HYD.EXP	NET \$ 500
---------------------------------------	------------

#### HYDRO FUSION

Hydro Fusion (Tub Only)   29.102	\$ 1,040
Hydro Fusion with Ozone (Tub Only)   29.103	\$ 1,410
Hydro Fusion (TA, Whirlpool, Combo)   29.107	\$ 1,570

<b>HYDRO INDULGE</b>   HYD.IND	\$ 3,680
--------------------------------	----------

<b>HYDROZONE</b>	INCLUDED ON THERMAL AIR
------------------	-------------------------

#### ISLAND TUB DRAIN | ITD.XXX

ABS, PVC   ITD.ABS   ITD.PVC	\$ 380
Cast Iron   ITD.CST	\$ 460

<b>LED TEMP. READOUT KEYPAD</b>   LED.UPG	\$ 555
---	--------

*Upgrade only, must have a keypad controlled system to purchase.*

<b>LIGHTING</b> LED Bath Light Chromotherapy System   LIG.LED	\$ 865
---	--------

<b>REMOTE CONTROL</b>   REM.CON	\$ 790
---------------------------------	--------

*Must have thermal air system to purchase*

#### TOWER | TOW-XX

*Must specify size & location on tub. Can hide plumbing, blower, Fusion or Indulge.*

18" or 24"	\$ 1,350	25" - 30"	\$ 1,350
31" - 36"	\$ 1,480	37" - 42"	\$ 1,605
43" - 48"	\$ 1,735	49" - 54"	\$ 1,860
55" - 60"	\$ 1,990	Access Panel	\$ 420

#### WASTE & OVERFLOW

<b>Integral W/O</b> (Std. round)   IWO.XX	INCLUDED
WHI, BIS, PC, PB, PN, BC, BB, BN, SC, SB, SN, ORB, PE	No Charge
Gold Finish Upgrade (PG, BG)	\$ 890

<b>Linear Integral W/O</b>   LWO-XXX	NO CHARGE UPGRADE
--------------------------------------	-------------------

# DEANNA

60" L x 36" W x 22" D

60" L x 40" W x 22" D

Includes armrests



## MODEL / PRICING

DEA6036ATO	Tub Only	\$ 3,110
DEA6036AWP	Whirlpool (6)	\$ 6,335
DEA6036ATA	Thermal Air	\$ 6,925
DEA6036ACO	Combo System	\$ 9,000

DEA6040ATO	Tub Only	\$ 3,195
DEA6040AWP	Whirlpool (6)	\$ 6,630
DEA6040ATA	Thermal Air	\$ 7,040
DEA6040ACO	Combo System	\$ 9,255

## COLORS *Additional lead time is required for premium colors*

### ACRYLIC BATHTUB COLORS

<b>Standard Colors:</b> White   Biscuit   Bone	Included
<b>Premium Colors:</b> Black   Sterling Silver	\$ 480
<b>Matte Finish:</b>	\$ 1,305

### BACK MASSEUSE SYSTEMS *Additional finishes on page 15*

<b>System I</b> - Manual Control (WP/CO)   BAC.MA1-XXX	\$ 945
<b>System II</b> - Electronic Control (WP/CO)   BAC.MA2-XXX	\$ 1,900
<b>System III</b> - Electronic Control (TA)   BAC.MA3-XXX	\$ 3,010

<b>COLD PLUNGE</b>   CLD.PL	\$ 9,990
-----------------------------	----------

<b>EXPORT CRATE</b>   FRT.EXPCRT	NET \$ 445
----------------------------------	------------

<b>EXTRA HIGH DENSITY</b>   HI.DEN	\$ 735
------------------------------------	--------

### GRAB BARS (Pair) *Additional finishes on page 15*

<b>Standard Grab Bars</b>   GRA.BAR-XXX (Group 1 - PC, PB)	\$ 490
<b>Universal Grab Bars</b>   UGB-XXX (Group 1 - PC, PB)	\$ 525

### HYDRO BLANKET | BLA.HEA-X

2 Zones	\$ 1,905	4 Zones	\$ 2,660
3 Zones	\$ 2,385	5 Zones	\$ 3,000

<b>HYDRO COAT</b>   HYC.COA	\$ 340
-----------------------------	--------

<b>HYDRO EXPRESS</b>   69.104-HYD.EXP	NET \$ 300
---------------------------------------	------------

<b>HYDRO FILL</b>   HYD.FIL	\$ 500
-----------------------------	--------

### HYDRO FUSION

Hydro Fusion (Tub Only)   29.102	\$ 1,040
Hydro Fusion with Ozone (Tub Only)   29.103	\$ 1,410
Hydro Fusion (TA, Whirlpool, Combo)   29.107	\$ 1,570

<b>HYDRO INDULGE</b>   HYD.IND	\$ 3,680
--------------------------------	----------

### HYDROZONE UV COMBO SYSTEM | OZUV.XXX

Whirlpool and Combo Systems only	
110 V   OZUV.110	\$ 1,220

### INLINE HEATER *Whirlpool and Combo Systems only*

*No dedicated GFI required for 6 amp models.*

12.50 Amps 1.5 KW - 110V   27.100	\$ 850
6.00 Amps 0.75 KW   27.103	\$ 760

## JETS *Additional finishes on page 16*

### Additional Standard or Swirling Jet (JET.STD-XX | JET.SWI-XX)

Group 1 - PC or PB	\$ 245
<b>Swirling Jet Upgrade</b>   JUP.SWI-XX	\$ 70
<b>Micro Therapy Jet</b>   MTJ.XXX (BIS, BLA, BON, SIL, WHI)	\$ 200
<b>Custom Jet Locations</b>   69.116-CUS.JET	No Charge

*(Must include drawing of locations)*

### JET PLATING *For jet plating options go to page 16*

<b>LED TEMP. READOUT KEYPAD</b>   LED.UPG	\$ 555
---	--------

*Upgrade only, must have a keypad controlled system to purchase.*

<b>LIGHTING</b> LED Bath Light Chromotherapy System   LIG.LED	\$ 865
---	--------

### LOW WATER PROTECTION (Includes 30 minute timer)

110V   LOW.WAT-110	\$ 445
--------------------	--------

<b>NECK MASSEUSE JET PILLOW</b>   PIL.NEC-XX	\$ 890
--	--------

*Available in black, bone and white.*

<b>PADDED HEADREST PILLOW</b>   41.128 (Black only)	\$ 155
---	--------

<b>PUMPS</b> Custom Pump Locations   69.116-CUS.PMP	No Charge
---	-----------

<b>REMOTE CONTROL</b>   REM.CON	\$ 790
---------------------------------	--------

*Must have system to purchase*

### WASTE & OVERFLOW | WOV.XX INCLUDED

<b>Integral W/O</b> (Std. round)   IWO.XX	\$ 380
<b>Linear Integral W/O</b>   LWO-XXX	\$ 380

*Additional finishes on page 17*

# DEBRA

72"L x 42"W x 21"D  
Includes armrests



## MODEL / PRICING

DEB7242ATO	Tub Only	\$ 3,275	DEB7242ATA	Thermal Air	\$ 7,765
DEB7242AWP	Whirlpool (8)	\$ 8,255	DEB7242ACO	Combo System	\$ 10,240

## COLORS *Additional lead time is required for premium colors*

### ACRYLIC BATHTUB COLORS

<b>Standard Colors:</b> White   Biscuit   Bone	Included
<b>Premium Colors:</b> Black   Sterling Silver	\$ 480
<b>Matte Finish:</b>	\$ 1,305

## BACK MASSEUSE SYSTEMS *Additional finishes on page 15*

<b>System I</b> - Manual Control (WP/CO)   BAC.MA1-XXX	\$ 945
<b>System II</b> - Electronic Control (WP/CO)   BAC.MA2-XXX	\$ 1,900
<b>System III</b> - Electronic Control (TA)   BAC.MA3-XXX	\$ 3,010

<b>COLD PLUNGE</b>   CLD.PL	\$ 9,990
-----------------------------	----------

<b>EXPORT CRATE</b>   FRT.EXPCRT	NET \$ 445
----------------------------------	------------

<b>EXTRA HIGH DENSITY</b>   HI.DEN	\$ 735
------------------------------------	--------

## GRAB BARS (Pair) *Additional finishes on page 15*

<b>Standard Grab Bars</b>   GRA.BAR-XXX (Group 1 - PC, PB)	\$ 490
<b>Universal Grab Bars</b>   UGB-XXX (Group 1 - PC, PB)	\$ 525

## HYDRO BLANKET | BLA.HEA-X

2 Zones	\$ 1,905
3 Zones	\$ 2,385
4 Zones	\$ 2,660

<b>HYDRO COAT</b>   HYC.COA	\$ 340
-----------------------------	--------

<b>HYDRO EXPRESS</b>   69.104-HYD.EXP	NET \$ 300
---------------------------------------	------------

<b>HYDRO FILL</b>   HYD.FIL	\$ 500
-----------------------------	--------

## HYDRO FUSION

Hydro Fusion (Tub Only)   29.102	\$ 1,040
Hydro Fusion with Ozone (Tub Only)   29.103	\$ 1,410
Hydro Fusion (TA, Whirlpool, Combo)   29.107	\$ 1,570

<b>HYDRO INDULGE</b>   HYD.IND	\$ 3,680
--------------------------------	----------

## HYDROZONE UV COMBO SYSTEM | OZUV.XXX

Whirlpool and Combo Systems only 110 V   OZUV.110	\$ 1,220
--	----------

## INLINE HEATER *Whirlpool and Combo Systems only*

*No dedicated GFI required for 6 amp models.*

12.50 Amps 1.5 KW - 110V   27.100	\$ 850
6.00 Amps 0.75 KW   27.103	\$ 760

## JETS *Additional finishes on page 16*

<b>Additional Standard or Swirling Jet</b> (JET.STD-XX   JET.SWI-XX)	
Group 1 - PC or PB	\$ 245
<b>Swirling Jet Upgrade</b>   JUP.SWI-XX	\$ 70
<b>Micro Therapy Jet</b>   MTJ.XXX (BIS, BLA, BON, SIL, WHI)	\$ 200
<b>Custom Jet Locations</b>   69.116-CUS.JET	No Charge

*(Must include drawing of locations)*

## JET PLATING *For jet plating options go to page 16*

<b>LED TEMP. READOUT KEYPAD</b>   LED.UPG	\$ 555
---	--------

*Upgrade only, must have a keypad controlled system to purchase.*

<b>LIGHTING</b> LED Bath Light Chromotherapy System   LIG.LED	\$ 865
---	--------

## LOW WATER PROTECTION (Includes 30 minute timer)

110V   LOW.WAT-110	\$ 445
--------------------	--------

<b>NECK MASSEUSE JET PILLOW</b>   PIL.NEC-XX	\$ 890
--	--------

*Available in black, bone and white.*

<b>PADDED HEADREST PILLOW</b>   41.128 (Black only)	\$ 155
---	--------

<b>PUMPS</b> Custom Pump Locations   69.116-CUS.PMP	No Charge
---	-----------

<b>REMOTE CONTROL</b>   REM.CON	\$ 790
---------------------------------	--------

*Must have system to purchase*

<b>WASTE &amp; OVERFLOW</b>   WOV.XX	INCLUDED
--------------------------------------	----------

<b>Integral W/O</b> (Std. round)   IWO.XX	\$ 380
---	--------

<b>Linear Integral W/O</b>   LWO-XXX	\$ 380
--------------------------------------	--------

*Additional finishes on page 17*

# DESILU

60"L x 36"W x 19"D - end drain

Available as freestanding model,  
see Monet page 75



## MODEL / PRICING

DLU6036ATO	Tub Only	\$ 3,105
DLU6036AWP	Whirlpool (6)	\$ 5,635

DLU6036ATA	Thermal Air	\$ 6,320
DLU6036ACO	Combo System	\$ 8,615

## COLORS *Additional lead time is required for premium colors*

### ACRYLIC BATHTUB COLORS

<b>Standard Colors:</b> White   Biscuit   Bone	Included
<b>Premium Colors:</b> Black   Sterling Silver	\$ 480
<b>Matte Finish:</b>	\$ 1,305

<b>COLD PLUNGE</b>   CLD.PL	\$ 9,990
-----------------------------	----------

<b>EXPORT CRATE</b>   FRT.EXPCRT	NET \$ 445
----------------------------------	------------

<b>EXTRA HIGH DENSITY</b>   HI.DEN	\$ 735
------------------------------------	--------

### GRAB BARS (Pair) *Additional finishes on page 15*

<b>Standard Grab Bars</b>   GRA.BAR-XXX (Group 1 - PC, PB)	\$ 490
<b>Universal Grab Bars</b>   UGB-XXX (Group 1 - PC, PB)	\$ 525

### HYDRO BLANKET | BLA.HEA-X

2 Zones	\$ 1,905
3 Zones	\$ 2,385
4 Zones	\$ 2,660
5 Zones (with 2 controls)	\$ 3,000

<b>HYDRO COAT</b>   HYC.COA	\$ 340
-----------------------------	--------

<b>HYDRO EXPRESS</b>   69.104-HYD.EXP	NET \$ 300
---------------------------------------	------------

<b>HYDRO FILL</b>   HYD.FIL	\$ 500
-----------------------------	--------

### HYDRO FUSION

Hydro Fusion (Tub Only)   29.102	\$ 1,040
Hydro Fusion with Ozone (Tub Only)   29.103	\$ 1,410
Hydro Fusion (TA, Whirlpool, Combo)   29.107	\$ 1,570

<b>HYDRO INDULGE</b>   HYD.IND	\$ 3,680
--------------------------------	----------

### HYDROZONE UV COMBO SYSTEM | OZUV.XXX

Whirlpool and Combo Systems only 110 V   OZUV.110	\$ 1,220
--	----------

### INLINE HEATER *Whirlpool and Combo Systems only*

*No dedicated GFI required for 6 amp models.*

12.50 Amps 1.5 KW - 110V   27.100	\$ 850
6.00 Amps 0.75 KW   27.103	\$ 760

## JETS *Additional finishes on page 16*

### Additional Standard or Swirling Jet (JET.STD-XX | JET.SWI-XX)

Group 1 - PC or PB	\$ 245
<b>Swirling Jet Upgrade</b>   JUP.SWI-XX	\$ 70
<b>Micro Therapy Jet</b>   MTJ.XXX (BIS, BLA, BON, SIL, WHI)	\$ 200
<b>Custom Jet Locations</b>   69.116-CUS.JET	No Charge <i>(Must include drawing of locations)</i>

### JET PLATING *For jet plating options go to page 16*

<b>LED TEMP. READOUT KEYPAD</b>   LED.UPG	\$ 555
---	--------

*Upgrade only, must have a keypad controlled system to purchase.*

<b>LIGHTING</b> LED Bath Light Chromatherapy System   LIG.LED	\$ 865
---	--------

### LOW WATER PROTECTION (Includes 30 minute timer)

110V   LOW.WAT-110	\$ 445
--------------------	--------

<b>NECK MASSEUSE JET PILLOW</b>   PIL.NEC-XX	\$ 890
--	--------

*Available in black, bone and white.*

<b>PADDED HEADREST PILLOW</b>   41.128 (Black only)	\$ 155
---	--------

<b>PUMPS</b> Custom Pump Locations   69.116-CUS.PMP	No Charge
---	-----------

<b>REMOTE CONTROL</b>   REM.CON	\$ 790
---------------------------------	--------

*Must have system to purchase*

<b>WASTE &amp; OVERFLOW</b>   WOV.XX	INCLUDED
--------------------------------------	----------

<b>Integral W/O</b> (Std. round)   IWO.XX	\$ 380
---	--------

<b>Linear Integral W/O</b>   LWO-XXX	\$ 380
--------------------------------------	--------

*Additional finishes on page 17*

# DOMINGO

66" L x 36" W x 24" D - side-center drain  
 70" L x 36" W x 24" D - side-center drain  
 W/O Included  
 Foam fill sound insulator included  
 Includes lumbar support  
 Remote blower required for Thermal Air system



## MODEL / PRICING

MDM6636ATO Tub Only	\$ 8,470	MDM7036ATO Tub Only	\$ 9,170
MDM6636ATA Thermal Air	\$ 12,525	MDM7036ATA Thermal Air	\$ 13,335

### COLORS *Additional lead time is required for premium colors*

<b>ACRYLIC BATHTUB COLORS</b>	
<b>Standard Colors:</b> White   Biscuit   Bone	Included
<b>Premium Colors:</b> Black   Sterling Silver	\$ 1,350
<b>Matte Finish:</b>	\$ 2,625
<b>SURFACES (outside only)</b>	
<b>Metallic:</b> Polished Nickel [PN]	\$ 18,300
MODEL/METAL/COLOR (XXX.XXX.XXX)	

**COLD PLUNGE** | CLD.PL \$ 9,990

**EXPORT CRATE** | FRT.EXPCRT NET \$ 445

### GRAB BARS (Pair)

<b>Standard Grab Bars</b>   GRA.BAR-XXX	
Group 1 - PC, PB	\$ 490
Group 2 - AB, BB, SB, BC, PN, SN, BN	\$ 635
Group 3 - PG, BG, SG, BIS, WHI, MB	\$ 860
<b>Universal Grab Bars</b>   UGB-XXX	
Group 1 - PC, PB	\$ 525
Group 2 - AB, BB, SB, BC, PN, SN, BN	\$ 680
Group 3 - PG, BG, SG, BIS, WHI, MB	\$ 885

### HYDRO BLANKET | BLA.HEA-X

2 Zones	\$ 1,905
3 Zones	\$ 2,385
4 Zones	\$ 2,660

**HYDRO COAT** | HYC.COA \$ 340

**HYDRO EXPRESS** | 69.104-HYD.EXP NET \$ 500

### HYDRO FUSION

Hydro Fusion (Tub Only)   29.102	\$ 1,040
Hydro Fusion with Ozone (Tub Only)   29.103	\$ 1,410
Hydro Fusion (TA, Whirlpool, Combo)   29.107	\$ 1,570

**HYDRO INDULGE** | HYD.IND \$ 3,680

**HYDROZONE** INCLUDED ON THERMAL AIR

### ISLAND TUB DRAIN | ITD.XXX

ABS, PVC   ITD.ABS   ITD.PVC	\$ 380
Cast Iron   ITD.CST	\$ 460

**LED TEMP. READOUT KEYPAD** | LED.UPG \$ 555

*Upgrade only, must have a keypad controlled system to purchase.*

**LIGHTING** LED Bath Light Chromotherapy System | LIG.LED \$ 865

**REMOTE CONTROL** | REM.CON \$ 790

*Must have thermal air system to purchase*

### TOWER | TOW-XX

*Must specify size & location on tub. Can hide plumbing, blower, Fusion or Indulge.*

18" or 24"	\$ 1,350	25" - 30"	\$ 1,350
31" - 36"	\$ 1,480	37" - 42"	\$ 1,605
43" - 48"	\$ 1,735	49" - 54"	\$ 1,860
55" - 60"	\$ 1,990	Access Panel	\$ 420

### WASTE & OVERFLOW

**Integral W/O** (Std. round) | IWO.XX INCLUDED  
 WHI, BIS, PC, PB, PN, BC, BB, BN, SC, SB, SN, ORB, PE No Charge  
 Gold Finish Upgrade (PG, BG) \$ 890

**Linear Integral W/O** | LWO-XXX NO CHARGE UPGRADE

# DONATELLO

66" L x 36" W x 24" D - side-center drain  
 70" L x 36" W x 24" D - side-center drain  
 W/O Included  
 Foam fill sound insulator included  
 Includes lumbar support  
 Remote blower required for Thermal Air system



## MODEL / PRICING

MDO6636ATO Tub Only	\$ 12,710	MDO7036ATO Tub Only	\$ 12,990
MDO6636ATA Thermal Air	\$ 16,375	MDO7036ATA Thermal Air	\$ 16,545

## COLORS *Additional lead time is required for premium colors*

### ACRYLIC BATHTUB COLORS

<b>Standard Colors:</b> White   Biscuit   Bone	Included
<b>Premium Colors:</b> Black   Sterling Silver	\$ 1,350
<b>Matte Finish:</b>	\$ 2,625

### SURFACES (outside only)

<b>Metallic:</b> Polished Nickel [PN]	\$ 18,300
MODEL/METAL/COLOR (XXX.XXX.XXX)	

<b>COLD PLUNGE</b>   CLD.PL	\$ 9,990
-----------------------------	----------

<b>EXPORT CRATE</b>   FRT.EXPCRT	NET \$ 445
----------------------------------	------------

### GRAB BARS (Pair)

<b>Standard Grab Bars</b>   GRA.BAR-XXX	
Group 1 - PC, PB	\$ 490
Group 2 - AB, BB, SB, BC, PN, SN, BN	\$ 635
Group 3 - PG, BG, SG, BIS, WHI, MB	\$ 860
<b>Universal Grab Bars</b>   UGB-XXX	
Group 1 - PC, PB	\$ 525
Group 2 - AB, BB, SB, BC, PN, SN, BN	\$ 680
Group 3 - PG, BG, SG, BIS, WHI, MB	\$ 885

### HYDRO BLANKET | BLA.HEA-X

2 Zones	\$ 1,905
3 Zones	\$ 2,385
4 Zones	\$ 2,660

<b>HYDRO COAT</b>   HYC.COA	\$ 340
-----------------------------	--------

<b>HYDRO EXPRESS</b>   69.104-HYD.EXP	NET \$ 500
---------------------------------------	------------

### HYDRO FUSION

Hydro Fusion (Tub Only)   29.102	\$ 1,040
Hydro Fusion with Ozone (Tub Only)   29.103	\$ 1,410
Hydro Fusion (TA, Whirlpool, Combo)   29.107	\$ 1,570

<b>HYDRO INDULGE</b>   HYD.IND	\$ 3,680
--------------------------------	----------

<b>HYDROZONE</b>	INCLUDED ON THERMAL AIR
------------------	-------------------------

### ISLAND TUB DRAIN | ITD.XXX

ABS, PVC   ITD.ABS   ITD.PVC	\$ 380
Cast Iron   ITD.CST	\$ 460

<b>LED TEMP. READOUT KEYPAD</b>   LED.UPG	\$ 555
---	--------

*Upgrade only, must have a keypad controlled system to purchase.*

<b>LIGHTING</b> LED Bath Light Chromatherapy System   LIG.LED	\$ 865
---	--------

<b>REMOTE CONTROL</b>   REM.CON	\$ 790
---------------------------------	--------

*Must have thermal air system to purchase*

### TOWER | TOW-XX

*Must specify size & location on tub. Can hide plumbing, blower, Fusion or Indulge.*

18" or 24"	\$ 1,350	25" - 30"	\$ 1,350
31" - 36"	\$ 1,480	37" - 42"	\$ 1,605
43" - 48"	\$ 1,735	49" - 54"	\$ 1,860
55" - 60"	\$ 1,990	Access Panel	\$ 420

### WASTE & OVERFLOW

<b>Integral W/O</b> (Std. round)   IWO.XX	INCLUDED
WHI, BIS, PC, PB, PN, BC, BB, BN, SC, SB, SN, ORB, PE	No Charge
Gold Finish Upgrade (PG, BG)	\$ 890

<b>Linear Integral W/O</b>   LWO-XXX	NO CHARGE UPGRADE
--------------------------------------	-------------------

# DUO

60" L x 48" W x 18" D  
 66" L x 42" W x 19" D  
 66" L x 48" W x 19" D  
 72" L x 48" W x 19" D  
 All models include armrests & pillow



## MODEL / PRICING

DUO6048ATO Tub Only	\$ 2,915	DUO6642ATA Thermal Air	\$ 6,595	DUO7248ATO Tub Only	\$ 3,220
DUO6048AWP Whirlpool (6)	\$ 6,640	DUO6642ACO Combo System	\$ 9,435	DUO7248AWP Whirlpool (8)	\$ 6,975
DUO6048ATA Thermal Air	\$ 6,820	DUO6648ATO Tub Only	\$ 3,020	DUO7248ATA Thermal Air	\$ 7,080
DUO6048ACO Combo System	\$ 9,275	DUO6648AWP Whirlpool (8)	\$ 6,880	DUO7248ACO Combo System	\$ 9,600
DUO6642ATO Tub Only	\$ 2,985	DUO6648ATA Thermal Air	\$ 6,875		
DUO6642AWP Whirlpool (8)	\$ 6,805	DUO6648ACO Combo System	\$ 9,515		

## COLORS *Additional lead time is required for premium colors*

<b>ACRYLIC BATHTUB COLORS</b>	
<b>Standard Colors:</b> White   Biscuit   Bone	Included
<b>Premium Colors:</b> Black   Sterling Silver	\$ 480
<b>Matte Finish:</b>	\$ 1,305

## BACK MASSEUSE SYSTEMS *Additional finishes on page 15*

<b>System I</b> - Manual Control (WP/CO)   BAC.MA1-XXX	\$ 945
<b>System II</b> - Electronic Control (WP/CO)   BAC.MA2-XXX	\$ 1,900
<b>System III</b> - Electronic Control (TA)   BAC.MA3-XXX	\$ 3,010

## COLD PLUNGE | CLD.PL \$ 9,990

## EXPORT CRATE | FRT.EXPCRT NET \$ 445

## EXTRA HIGH DENSITY | HI.DEN \$ 735

## GRAB BARS (Pair) *Additional finishes on page 15*

<b>Standard Grab Bars</b>   GRA.BAR-XXX (Group 1 - PC, PB)	\$ 490
<b>Universal Grab Bars</b>   UGB-XXX (Group 1 - PC, PB)	\$ 525

## HYDRO BLANKET | BLA.HEA-X

2 Zones	\$ 1,905	4 Zones	\$ 2,660
3 Zones	\$ 2,385	5 Zones	\$ 3,000

## HYDRO COAT | HYC.COA \$ 340

## HYDRO EXPRESS | 69.104-HYD.EXP NET \$ 300

## HYDRO FILL | HYD.FIL \$ 500

## HYDRO FUSION

Hydro Fusion (Tub Only)   29.102	\$ 1,040
Hydro Fusion with Ozone (Tub Only)   29.103	\$ 1,410
Hydro Fusion (TA, Whirlpool, Combo)   29.107	\$ 1,570

## HYDRO INDULGE | HYD.IND \$ 3,680

## HYDROZONE UV COMBO SYSTEM | OZUV.XXX

Whirlpool and Combo Systems only	
110 V   OZUV.110	\$ 1,220

## INLINE HEATER *Whirlpool and Combo Systems only*

<i>No dedicated GFI required for 6 amp models.</i>	
12.50 Amps 1.5 KW - 110V   27.100	\$ 850
6.00 Amps 0.75 KW   27.103	\$ 760

## JETS *Additional finishes on page 16*

<b>Additional Standard or Swirling Jet</b> (JET.STD-XX   JET.SWI-XX)	
Group 1 - PC or PB	\$ 245
<b>Swirling Jet Upgrade</b>   JUP.SWI-XX	\$ 70
<b>Micro Therapy Jet</b>   MTJ.XXX (BIS, BLA, BON, SIL, WHI)	\$ 200
<b>Custom Jet Locations</b>   69.116-CUS.JET	No Charge
<i>(Must include drawing of locations)</i>	

## JET PLATING *For jet plating options go to page 16*

## LED TEMP. READOUT KEYPAD | LED.UPG \$ 555

*Upgrade only, must have a keypad controlled system to purchase.*

## LIGHTING LED Bath Light Chromotherapy System | LIG.LED \$ 865

## LOW WATER PROTECTION (Includes 30 minute timer)

## 110V | LOW.WAT-110 \$ 445

## MICRO MOUNT | 69.140MCREDG \$ 140

## PUMPS **Custom Pump Locations** | 69.116-CUS.PMP No Charge

## REMOTE CONTROL | REM.CON \$ 790

*Must have system to purchase*

## SKIRTS *For skirt options go to pages 16-17*

## TILE FLANGES | FLA.MO-X \$ 220

## UNDERMOUNT | UNDRMT No Charge

## WASTE & OVERFLOW | WOV.XX INCLUDED

<b>Integral W/O</b> (Std. round)   IWO.XX	\$ 380
<b>Linear Integral W/O</b>   LWO-XXX	\$ 380

*Additional finishes on page 17*

# EILEEN

74" L x 38" W x 19" D

86" L x 50" W x 19" D - Armrests not available



## MODEL / PRICING

EIL7438ATO	Tub Only	\$ 4,200
EIL7438AWP	Whirlpool (8)	\$ 8,310
EIL7438ATA	Thermal Air	\$ 8,325
EIL7438ACO	Combo System	\$ 10,915

EIL8650ATO	Tub Only	\$ 5,115
EIL8650AWP	Whirlpool (10)	\$ 9,435
EIL8650ATA	Thermal Air	\$ 9,455
EIL8650ACO	Combo System	\$ 12,015

## COLORS *Additional lead time is required for premium colors*

### ACRYLIC BATHTUB COLORS

<b>Standard Colors:</b> White   Biscuit   Bone	Included
<b>Premium Colors:</b> Black   Sterling Silver	\$ 480
<b>Matte Finish:</b>	\$ 1,305

### BACK MASSEUSE SYSTEMS *Additional finishes on page 15*

<b>System I</b> - Manual Control (WP/CO)   BAC.MA1-XXX	\$ 945
<b>System II</b> - Electronic Control (WP/CO)   BAC.MA2-XXX	\$ 1,900
<b>System III</b> - Electronic Control (TA)   BAC.MA3-XXX	\$ 3,010

<b>COLD PLUNGE</b>   CLD.PL	\$ 9,990
-----------------------------	----------

<b>EXPORT CRATE</b>   FRT.EXPCRT	NET \$ 445
----------------------------------	------------

<b>EXTRA HIGH DENSITY</b>   HI.DEN	\$ 735
------------------------------------	--------

### GRAB BARS (Pair) *Additional finishes on page 15*

<b>Standard Grab Bars</b>   GRA.BAR-XXX (Group 1 - PC, PB)	\$ 490
<b>Universal Grab Bars</b>   UGB-XXX (Group 1 - PC, PB)	\$ 525

### HYDRO BLANKET | BLA.HEA-X

2 Zones	\$ 1,905	4 Zones	\$ 2,660
3 Zones	\$ 2,385	5 Zones	\$ 3,000

<b>HYDRO COAT</b>   HYC.COA	\$ 340
-----------------------------	--------

<b>HYDRO EXPRESS</b>   69.104-HYD.EXP	NET \$ 300
---------------------------------------	------------

<b>HYDRO FILL</b>   HYD.FIL	\$ 500
-----------------------------	--------

### HYDRO FUSION

Hydro Fusion (Tub Only)   29.102	\$ 1,040
Hydro Fusion with Ozone (Tub Only)   29.103	\$ 1,410
Hydro Fusion (TA, Whirlpool, Combo)   29.107	\$ 1,570

<b>HYDRO INDULGE</b>   HYD.IND	\$ 3,680
--------------------------------	----------

### HYDROZONE UV COMBO SYSTEM | OZUV.XXX

Whirlpool and Combo Systems only	
110 V   OZUV.110	\$ 1,220

### INLINE HEATER *Whirlpool and Combo Systems only*

*No dedicated GFI required for 6 amp models.*

12.50 Amps 1.5 KW - 110V   27.100	\$ 850
6.00 Amps 0.75 KW   27.103	\$ 760

## JETS *Additional finishes on page 16*

### Additional Standard or Swirling Jet (JET.STD-XX | JET.SWI-XX)

Group 1 - PC or PB	\$ 245
<b>Swirling Jet Upgrade</b>   JUP.SWI-XX	\$ 70
<b>Micro Therapy Jet</b>   MTJ.XXX (BIS, BLA, BON, SIL, WHI)	\$ 200
<b>Custom Jet Locations</b>   69.116-CUS.JET	No Charge

*(Must include drawing of locations)*

### JET PLATING *For jet plating options go to page 16*

<b>LED TEMP. READOUT KEYPAD</b>   LED.UPG	\$ 555
---	--------

*Upgrade only, must have a keypad controlled system to purchase.*

<b>LIGHTING</b> LED Bath Light Chromatherapy System   LIG.LED	\$ 865
---	--------

### LOW WATER PROTECTION (Includes 30 minute timer)

110V   LOW.WAT-110	\$ 445
--------------------	--------

<b>MICRO MOUNT</b>   69.140MCREDG	\$ 140
-----------------------------------	--------

<b>MOLDED ARMRESTS</b>   ARM.MOL-2 (one pair)	\$ 155
---	--------

*Some molded armrests add an interior detail line to the bathtub*

<b>NECK MASSEUSE JET PILLOW</b>   PIL.NEC-XX	\$ 890
--	--------

*Available in black, bone and white.*

<b>PADDED HEADREST PILLOW</b>   41.128 (Black only)	\$ 155
---	--------

<b>PUMPS</b> Custom Pump Locations   69.116-CUS.PMP	No Charge
---	-----------

<b>REMOTE CONTROL</b>   REM.CON	\$ 790
---------------------------------	--------

*Must have system to purchase*

<b>TILE FLANGES</b>   FLA.MO-X	\$ 220
--------------------------------	--------

<b>UNDERMOUNT</b>   UNDRMT	No Charge
----------------------------	-----------

<b>WASTE &amp; OVERFLOW</b>   WOV.XX	INCLUDED
--------------------------------------	----------

<b>Integral W/O</b> (Std. round)   IWO.XX	\$ 380
<b>Linear Integral W/O</b>   LWO-XXX	\$ 380

*Additional finishes on page 17*

# ELIZABETH

72"L x 40"W x 27"D - center drain

W/O Included

Foam fill sound insulator included

Includes lumbar support

Remote blower required for Thermal Air system



## MODEL / PRICING

ELI7240ATO	Tub Only	\$ 5,925	ELI7240ATA	Thermal Air	\$ 9,275
------------	----------	----------	------------	-------------	----------

## COLORS *Additional lead time is required for premium colors*

### ACRYLIC BATHTUB COLORS

**Standard Colors:** White | Biscuit | Bone Included

**Premium Colors:** Black | Sterling Silver \$ 1,350

**Matte Finish:** \$ 2,625

**Dual Color Option:** \$ 2,375

MODEL/COLOR1/COLOR2 (XXX.XXX.XXX)

### SURFACES (outside only)

**Metallic:** Polished Nickel [PN] \$ 18,300

MODEL/METAL/COLOR (XXX.XXX.XXX)

**COLD PLUNGE** | CLD.PL \$ 9,990

**EXPORT CRATE** | FRT.EXPCRT NET \$ 445

**EXTRA HIGH DENSITY** | HI.DEN \$ 735

### GRAB BARS (Pair)

**Standard Grab Bars** | GRA.BAR-XXX

Group 1 - PC, PB \$ 490

Group 2 - AB, BB, SB, BC, PN, SN, BN \$ 635

Group 3 - PG, BG, SG, BIS, WHI, MB \$ 860

**Universal Grab Bars** | UGB-XXX

Group 1 - PC, PB \$ 525

Group 2 - AB, BB, SB, BC, PN, SN, BN \$ 680

Group 3 - PG, BG, SG, BIS, WHI, MB \$ 885

**HEATED BACKREST** INCLUDED ON THERMAL AIR

**HYDRO BLANKET** | BLA.HEA-X

2 Zones \$ 1,905

3 Zones \$ 2,385

4 Zones \$ 2,660

5 Zones (with 2 controls) \$ 3,000

**HYDRO COAT** | HYC.COA \$ 340

**HYDRO EXPRESS** | 69.104-HYD.EXP NET \$ 500

### HYDRO FUSION

Hydro Fusion (Tub Only) | 29.102 \$ 1,040

Hydro Fusion with Ozone (Tub Only) | 29.103 \$ 1,410

Hydro Fusion (TA, Whirlpool, Combo) | 29.107 \$ 1,570

**HYDRO INDULGE** | HYD.IND \$ 3,680

**HYDROZONE** INCLUDED ON THERMAL AIR

**ISLAND TUB DRAIN** | ITD.XXX

ABS, PVC | ITD.ABS | ITD.PVC \$ 380

Cast Iron | ITD.CST \$ 460

**LED TEMP. READOUT KEYPAD** | LED.UPG \$ 555

*Upgrade only, must have a keypad controlled system to purchase.*

**LIGHTING** LED Bath Light Chromotherapy System | LIG.LED \$ 865

### MOLDED ARMRESTS

*Some molded armrests add an interior detail line to the bathtub*

2 Armrests (one pair) | ARM.MOL-2 \$ 155

4 Armrests (two pairs) | ARM.MOL-4 \$ 305

**PADDED HEADREST PILLOW** | 41.128 (Black only) \$ 155

**REMOTE CONTROL** | REM.CON \$ 790

*Must have thermal air system to purchase*

### TOWER | TOW-XX

*Must specify size & location on tub. Can hide plumbing, blower, Fusion or Indulge.*

18" or 24" \$ 1,350 25" - 30" \$ 1,350

31" - 36" \$ 1,480 37" - 42" \$ 1,605

43" - 48" \$ 1,735 49" - 54" \$ 1,860

55" - 60" \$ 1,990 Access Panel \$ 420

### WASTE & OVERFLOW

**Integral W/O** (Std. round) | IWO.XX INCLUDED

WHI, BIS, PC, PB, PN, BC, BB, BN, SC, SB, SN, ORB, PE No Charge

Gold Finish Upgrade (PG, BG) \$ 890

**Linear Integral W/O** | LWO-XXX NO CHARGE UPGRADE

# ELLE

66" L x 32" W x 19" D

72" L x 36" W x 19" D

Available as freestanding model, see Estee page 44



## MODEL / PRICING

ELL6632ATO	Tub Only	\$ 4,130
ELL6632AWP	Whirlpool (6)	\$ 7,195
ELL6632ATA	Thermal Air	\$ 7,390
ELL6632ACO	Combo System	\$ 9,275

ELL7236ATO	Tub Only	\$ 4,595
ELL7236AWP	Whirlpool (6)	\$ 7,750
ELL7236ATA	Thermal Air	\$ 7,770
ELL7236ACO	Combo System	\$ 9,745

## COLORS *Additional lead time is required for premium colors*

### ACRYLIC BATHTUB COLORS

<b>Standard Colors:</b> White   Biscuit   Bone	Included
<b>Premium Colors:</b> Black   Sterling Silver	\$ 480
<b>Matte Finish:</b>	\$ 1,305

### BACK MASSEUSE SYSTEMS *Additional finishes on page 15*

<b>System I</b> - Manual Control (WP/CO)   BAC.MA1-XXX	\$ 945
<b>System II</b> - Electronic Control (WP/CO)   BAC.MA2-XXX	\$ 1,900
<b>System III</b> - Electronic Control (TA)   BAC.MA3-XXX	\$ 3,010

<b>COLD PLUNGE</b>   CLD.PL	\$ 9,990
-----------------------------	----------

<b>EXPORT CRATE</b>   FRT.EXPCRT	NET \$ 445
----------------------------------	------------

<b>EXTRA HIGH DENSITY</b>   HI.DEN	\$ 735
------------------------------------	--------

### GRAB BARS (Pair) *Additional finishes on page 15*

<b>Standard Grab Bars</b>   GRA.BAR-XXX (Group 1 - PC, PB)	\$ 490
<b>Universal Grab Bars</b>   UGB-XXX (Group 1 - PC, PB)	\$ 525

### HYDRO BLANKET | BLA.HEA-X

2 Zones: \$ 1,905	3 Zones: \$ 2,385	4 Zones: \$ 2,660
-------------------	-------------------	-------------------

<b>HYDRO COAT</b>   HYC.COA	\$ 340
-----------------------------	--------

<b>HYDRO EXPRESS</b>   69.104-HYD.EXP	NET \$ 300
---------------------------------------	------------

<b>HYDRO FILL</b>   HYD.FIL	\$ 500
-----------------------------	--------

### HYDRO FUSION

Hydro Fusion (Tub Only)   29.102	\$ 1,040
Hydro Fusion with Ozone (Tub Only)   29.103	\$ 1,410
Hydro Fusion (TA, Whirlpool, Combo)   29.107	\$ 1,570

<b>HYDRO INDULGE</b>   HYD.IND	\$ 3,680
--------------------------------	----------

### HYDROZONE UV COMBO SYSTEM | OZUV.XXX

Whirlpool and Combo Systems only	
110 V   OZUV.110	\$ 1,220

### INLINE HEATER *Whirlpool and Combo Systems only*

*No dedicated GFI required for 6 amp models.*

12.50 Amps 1.5 KW - 110V   27.100	\$ 850
6.00 Amps 0.75 KW   27.103	\$ 760

## JETS *Additional finishes on page 16*

### Additional Standard or Swirling Jet (JET.STD-XX | JET.SWI-XX)

Group 1 - PC or PB	\$ 245
<b>Swirling Jet Upgrade</b>   JUP.SWI-XX	\$ 70
<b>Micro Therapy Jet</b>   MTJ.XXX (BIS, BLA, BON, SIL, WHI)	\$ 200
<b>Custom Jet Locations</b>   69.116-CUS.JET	No Charge

*(Must include drawing of locations)*

### JET PLATING *For jet plating options go to page 16*

<b>LED TEMP. READOUT KEYPAD</b>   LED.UPG	\$ 555
---	--------

*Upgrade only, must have a keypad controlled system to purchase.*

<b>LIGHTING</b> LED Bath Light Chromotherapy System   LIG.LED	\$ 865
---	--------

### LOW WATER PROTECTION (Includes 30 minute timer)

110V   LOW.WAT-110	\$ 445
--------------------	--------

<b>MICRO MOUNT</b>   69.140MCREDDG	\$ 140
------------------------------------	--------

<b>MOLDED ARMRESTS</b>   ARM.MOL-2 (one pair)	\$ 155
---	--------

*Some molded armrests add an interior detail line to the bathtub*

<b>NECK MASSEUSE JET PILLOW</b>   PIL.NEC-XX	\$ 890
--	--------

*Available in black, bone and white.*

<b>PADDED HEADREST PILLOW</b>   41.128 (Black only)	\$ 155
---	--------

<b>PUMPS</b> Custom Pump Locations   69.116-CUS.PMP	No Charge
---	-----------

<b>REMOTE CONTROL</b>   REM.CON	\$ 790
---------------------------------	--------

*Must have system to purchase*

<b>UNDERMOUNT</b>   UNDRMT	No Charge
----------------------------	-----------

<b>WASTE &amp; OVERFLOW</b>   WOV.XX	INCLUDED
--------------------------------------	----------

<b>Integral W/O</b> (Std. round)   IWO.XX	\$ 380
---	--------

<b>Linear Integral W/O</b>   LWO-XXX	\$ 380
--------------------------------------	--------

*Additional finishes on page 17*

# EMMA

66" L x 42" W x 22" D



## MODEL / PRICING

EMM6642ATO Tub Only	\$ 3,275	EMM6642ATA Thermal Air	\$ 7,705
EMM6642AWP Whirlpool (8)	\$ 7,760	EMM6642ACO Combo System	\$ 10,275

## COLORS *Additional lead time is required for premium colors*

### ACRYLIC BATHTUB COLORS

<b>Standard Colors:</b> White   Biscuit   Bone	Included
<b>Premium Colors:</b> Black   Sterling Silver	\$ 480
<b>Matte Finish:</b>	\$ 1,305

### BACK MASSEUSE SYSTEMS *Additional finishes on page 15*

<b>System I</b> - Manual Control (WP/CO)   BAC.MA1-XXX	\$ 945
<b>System II</b> - Electronic Control (WP/CO)   BAC.MA2-XXX	\$ 1,900
<b>System III</b> - Electronic Control (TA)   BAC.MA3-XXX	\$ 3,010

<b>COLD PLUNGE</b>   CLD.PL	\$ 9,990
-----------------------------	----------

<b>EXPORT CRATE</b>   FRT.EXPCRT	NET \$ 445
----------------------------------	------------

<b>EXTRA HIGH DENSITY</b>   HI.DEN	\$ 735
------------------------------------	--------

### GRAB BARS (Pair) *Additional finishes on page 15*

<b>Standard Grab Bars</b>   GRA.BAR-XXX (Group 1 - PC, PB)	\$ 490
<b>Universal Grab Bars</b>   UGB-XXX (Group 1 - PC, PB)	\$ 525

### HYDRO BLANKET | BLA.HEA-X

2 Zones	\$ 1,905	4 Zones	\$ 2,660
3 Zones	\$ 2,385	5 Zones	\$ 3,000

<b>HYDRO COAT</b>   HYC.COA	\$ 340
-----------------------------	--------

<b>HYDRO EXPRESS</b>   69.104-HYD.EXP	NET \$ 300
---------------------------------------	------------

<b>HYDRO FILL</b>   HYD.FIL	\$ 500
-----------------------------	--------

### HYDRO FUSION

Hydro Fusion (Tub Only)   29.102	\$ 1,040
Hydro Fusion with Ozone (Tub Only)   29.103	\$ 1,410
Hydro Fusion (TA, Whirlpool, Combo)   29.107	\$ 1,570

<b>HYDRO INDULGE</b>   HYD.IND	\$ 3,680
--------------------------------	----------

### HYDROZONE UV COMBO SYSTEM | OZUV.XXX

Whirlpool and Combo Systems only	
110 V   OZUV.110	\$ 1,220

### INLINE HEATER *Whirlpool and Combo Systems only*

*No dedicated GFI required for 6 amp models.*

12.50 Amps 1.5 KW - 110V   27.100	\$ 850
6.00 Amps 0.75 KW   27.103	\$ 760

## JETS *Additional finishes on page 16*

<b>Additional Standard or Swirling Jet</b> (JET.STD-XX   JET.SWI-XX)	
Group 1 - PC or PB	\$ 245
<b>Swirling Jet Upgrade</b>   JUP.SWI-XX	\$ 70
<b>Micro Therapy Jet</b>   MTJ.XXX (BIS, BLA, BON, SIL, WHI)	\$ 200
<b>Custom Jet Locations</b>   69.116-CUS.JET	No Charge

*(Must include drawing of locations)*

## JET PLATING *For jet plating options go to page 16*

<b>LED TEMP. READOUT KEYPAD</b>   LED.UPG	\$ 555
---	--------

*Upgrade only, must have a keypad controlled system to purchase.*

<b>LIGHTING</b> LED Bath Light Chromotherapy System   LIG.LED	\$ 865
---	--------

## LOW WATER PROTECTION (Includes 30 minute timer)

110V   LOW.WAT-110	\$ 445
--------------------	--------

## MOLDED ARMRESTS

*Some molded armrests add an interior detail line to the bathtub*

2 Armrests (one pair)   ARM.MOL-2	\$ 155
-----------------------------------	--------

<b>NECK MASSEUSE JET PILLOW</b>   PIL.NEC-XX	\$ 890
--	--------

*Available in black, bone and white.*

<b>PADDED HEADREST PILLOW</b>   41.128 (Black only)	\$ 155
---	--------

<b>PUMPS</b> Custom Pump Locations   69.116-CUS.PMP	No Charge
---	-----------

<b>REMOTE CONTROL</b>   REM.CON	\$ 790
---------------------------------	--------

*Must have system to purchase*

## SKIRTS *For skirt options go to pages 16-17*

<b>WASTE &amp; OVERFLOW</b>   WOV.XX	INCLUDED
--------------------------------------	----------

<b>Integral W/O</b> (Std. round)   IWO.XX	\$ 380
<b>Linear Integral W/O</b>   LWO-XXX	\$ 380

*Additional finishes on page 17*

# ENTRÉ - with flange

60" L x 32" W x 18" D Left Hand (shown)  
 66" L x 32" W x 18" D  
 Includes armrests  
 Specify RH or LH Drain  
 Gel coat model



## MODEL / PRICING

ENT6032GTO	Tub Only	\$ 2,395
ENT6032GWP	Whirlpool (6)	\$ 5,890
ENT6032GTA	Thermal Air	\$ 5,890
ENT6032GCO	Combo System	\$ 8,525

ENT6632GTO	Tub Only	\$ 2,435
ENT6632GWP	Whirlpool (6)	\$ 5,985
ENT6632GTA	Thermal Air	\$ 6,075
ENT6632GCO	Combo System	\$ 8,635

## COLORS *Additional lead time is required for premium colors*

**GEL COAT BATHTUB COLORS**  
**Standard Colors:** Almond | White | Biscuit | Bone Included  
**Color matching** (colors match all manufacturers' fixture colors) \$ 550  
**Matte Finish:** \$ 1,305

## BACK MASSEUSE SYSTEMS *Additional finishes on page 15*

**System I** - Manual Control (WP/CO) | BAC.MA1-XXX \$ 945  
**System II** - Electronic Control (WP/CO) | BAC.MA2-XXX \$ 1,900  
**System III** - Electronic Control (TA) | BAC.MA3-XXX \$ 3,010

**COLD PLUNGE** | CLD.PL \$ 9,990

**EXPORT CRATE** | FRT.EXPCRT NET \$ 445

**EXTRA HIGH DENSITY** | HI.DEN \$ 735

## GRAB BARS (Pair) *Additional finishes on page 15*

**Standard Grab Bars** | GRA.BAR-XXX (Group 1 - PC, PB) \$ 490  
**Universal Grab Bars** | UGB-XXX (Group 1 - PC, PB) \$ 525

## HYDRO BLANKET | BLA.HEA-X

2 Zones	\$ 1,905	4 Zones	\$ 2,660
3 Zones	\$ 2,385	5 Zones	\$ 3,000

**HYDRO COAT** | HYC.COA \$ 340

**HYDRO EXPRESS** | 69.104-HYD.EXP NET \$ 300

**HYDRO FILL** | HYD.FIL \$ 500

## HYDRO FUSION

Hydro Fusion (Tub Only) | 29.102 \$ 1,040  
 Hydro Fusion with Ozone (Tub Only) | 29.103 \$ 1,410  
 Hydro Fusion (TA, Whirlpool, Combo) | 29.107 \$ 1,570

**HYDRO INDULGE** | HYD.IND \$ 3,680

## HYDROZONE UV COMBO SYSTEM | OZUV.XXX

Whirlpool and Combo Systems only  
 110 V | OZUV.110 \$ 1,220

## INLINE HEATER *Whirlpool and Combo Systems only*

*No dedicated GFI required for 6 amp models.*  
 12.50 Amps 1.5 KW - 110V | 27.100 \$ 850  
 6.00 Amps 0.75 KW | 27.103 \$ 760

## JETS *Additional finishes on page 16*

**Additional Standard or Swirling Jet** (JET.STD-XX | JET.SWI-XX)  
 Group 1 - PC or PB \$ 245  
**Swirling Jet Upgrade** | JUP.SWI-XX \$ 70  
**Micro Therapy Jet** | MTJ.XXX (BIS, BLA, BON, SIL, WHI) \$ 200  
**Custom Jet Locations** | 69.116-CUS.JET No Charge  
*(Must include drawing of locations)*

## JET PLATING *For jet plating options go to page 16*

**LED TEMP. READOUT KEYPAD** | LED.UPG \$ 555

*Upgrade only, must have a keypad controlled system to purchase.*

**LIGHTING** LED Bath Light Chromatherapy System | LIG.LED \$ 865

## LOW WATER PROTECTION (Includes 30 minute timer)

110V | LOW.WAT-110 \$ 445

**MICRO MOUNT** | 69.140MCREDG \$ 140

**NECK MASSEUSE JET PILLOW** | PIL.NEC-XX \$ 890

*Available in black, bone and white.*

**PADDED HEADREST PILLOW** | 41.128 (Black only) \$ 155

**PUMPS** **Custom Pump Locations** | 69.116-CUS.PMP No Charge

**REMOTE CONTROL** | REM.CON \$ 790

*Must have system to purchase*

## SKIRTS

**Integral Skirt**  
 Gel Coat | SKI.XXG-XXX \$ 700

**WASTE & OVERFLOW** | WOV.XX INCLUDED

**Integral W/O** (Std. round) | IWO.XX \$ 380  
**Linear Integral W/O** | LWO-XXX \$ 380

*Additional finishes on page 17*

# ERICA

60" L x 60" W x 24" D  
Includes armrests



## MODEL / PRICING

ERI6060ATO	Tub Only	\$ 3,735	ERI6060ATA	Thermal Air	\$ 7,515
ERI6060AWP	Whirlpool (6)	\$ 6,985	ERI6060ACO	Combo System	\$ 9,975

## COLORS *Additional lead time is required for premium colors*

### ACRYLIC BATHTUB COLORS

<b>Standard Colors:</b> White   Biscuit   Bone	Included
<b>Premium Colors:</b> Black   Sterling Silver	\$ 480
<b>Matte Finish:</b>	\$ 1,305

### BACK MASSEUSE SYSTEMS *Additional finishes on page 15*

<b>System I</b> - Manual Control (WP/CO)   BAC.MA1-XXX	\$ 945
<b>System II</b> - Electronic Control (WP/CO)   BAC.MA2-XXX	\$ 1,900
<b>System III</b> - Electronic Control (TA)   BAC.MA3-XXX	\$ 3,010

<b>COLD PLUNGE</b>   CLD.PL	\$ 9,990
-----------------------------	----------

<b>EXPORT CRATE</b>   FRT.EXPCRT	NET \$ 445
----------------------------------	------------

<b>EXTRA HIGH DENSITY</b>   HI.DEN	\$ 735
------------------------------------	--------

### GRAB BARS (Pair) *Additional finishes on page 15*

<b>Standard Grab Bars</b>   GRA.BAR-XXX (Group 1 - PC, PB)	\$ 490
<b>Universal Grab Bars</b>   UGB-XXX (Group 1 - PC, PB)	\$ 525

### HYDRO BLANKET | BLA.HEA-X

2 Zones: \$ 1,905	3 Zones: \$ 2,385	4 Zones: \$ 2,660
-------------------	-------------------	-------------------

<b>HYDRO COAT</b>   HYC.COA	\$ 340
-----------------------------	--------

<b>HYDRO EXPRESS</b>   69.104-HYD.EXP	NET \$ 300
---------------------------------------	------------

<b>HYDRO FILL</b>   HYD.FIL	\$ 500
-----------------------------	--------

### HYDRO FUSION

Hydro Fusion (Tub Only)   29.102	\$ 1,040
Hydro Fusion with Ozone (Tub Only)   29.103	\$ 1,410
Hydro Fusion (TA, Whirlpool, Combo)   29.107	\$ 1,570

<b>HYDRO INDULGE</b>   HYD.IND	\$ 3,680
--------------------------------	----------

### HYDROZONE UV COMBO SYSTEM | OZUV.XXX

Whirlpool and Combo Systems only	
110 V   OZUV.110	\$ 1,220

### INLINE HEATER *Whirlpool and Combo Systems only*

*No dedicated GFI required for 6 amp models.*

12.50 Amps 1.5 KW - 110V   27.100	\$ 850
6.00 Amps 0.75 KW   27.103	\$ 760

## JETS *Additional finishes on page 16*

<b>Additional Standard or Swirling Jet</b> (JET.STD-XX   JET.SWI-XX)	
Group 1 - PC or PB	\$ 245
<b>Swirling Jet Upgrade</b>   JUP.SWI-XX	\$ 70
<b>Micro Therapy Jet</b>   MTJ.XXX (BIS, BLA, BON, SIL, WHI)	\$ 200
<b>Custom Jet Locations</b>   69.116-CUS.JET	No Charge

*(Must include drawing of locations)*

## JET PLATING *For jet plating options go to page 16*

<b>LED TEMP. READOUT KEYPAD</b>   LED.UPG	\$ 555
---	--------

*Upgrade only, must have a keypad controlled system to purchase.*

<b>LIGHTING</b> LED Bath Light Chromotherapy System   LIG.LED	\$ 865
---	--------

### LOW WATER PROTECTION (Includes 30 minute timer)

110V   LOW.WAT-110	\$ 445
--------------------	--------

<b>MICRO MOUNT</b>   69.140MCREDG	\$ 140
-----------------------------------	--------

<b>NECK MASSEUSE JET PILLOW</b>   PIL.NEC-XX	\$ 890
--	--------

*Available in black, bone and white.*

<b>PADDED HEADREST PILLOW</b>   41.128 (Black only)	\$ 155
---	--------

<b>PUMPS</b> Custom Pump Locations   69.116-CUS.PMP	No Charge
---	-----------

<b>REMOTE CONTROL</b>   REM.CON	\$ 790
---------------------------------	--------

*Must have system to purchase*

## SKIRTS *For skirt options go to pages 16-17*

<b>TILE FLANGES</b>   FLA.MO-X	\$ 220
--------------------------------	--------

<b>WASTE &amp; OVERFLOW</b>   WOV.XX	INCLUDED
--------------------------------------	----------

<b>Integral W/O</b> (Std. round)   IWO.XX	\$ 380
<b>Linear Integral W/O</b>   LWO-XXX	\$ 380

*Additional finishes on page 17*

# ESTEE

66"L x 32"W x 24"D - center drain  
 72"L x 36"W x 24"D - center drain  
 W/O Included  
 Foam fill sound insulator included  
 Remote blower required for Thermal Air system  
 Available as drop-in model, see Elle page 40



## MODEL / PRICING

EST6632ATO	Tub Only	\$ 5,780	EST7236ATO	Tub Only	\$ 5,925
EST6632ATA	Thermal Air	\$ 8,935	EST7236ATA	Thermal Air	\$ 9,275

## COLORS *Additional lead time is required for premium colors*

<b>ACRYLIC BATHTUB COLORS</b>	
<b>Standard Colors:</b> White   Biscuit   Bone	Included
<b>Premium Colors:</b> Black   Sterling Silver	\$ 1,350
<b>Matte Finish:</b>	\$ 2,625
<b>Dual Color Option:</b>	\$ 2,375
MODEL/COLOR1/COLOR2 (XXX.XXX.XXX)	

<b>SURFACES (outside only)</b>	
<b>Metallic:</b> Polished Nickel [PN]	\$ 18,300
MODEL/METAL/COLOR (XXX.XXX.XXX)	

<b>COLD PLUNGE</b>   CLD.PL	\$ 9,990
-----------------------------	----------

<b>EXPORT CRATE</b>   FRT.EXPCRT	NET \$ 445
----------------------------------	------------

<b>EXTRA HIGH DENSITY</b>   HI.DEN	\$ 735
------------------------------------	--------

<b>GRAB BARS (Pair)</b>	
<b>Standard Grab Bars</b>   GRA.BAR-XXX	
Group 1 - PC, PB	\$ 490
Group 2 - AB, BB, SB, BC, PN, SN, BN	\$ 635
Group 3 - PG, BG, SG, BIS, WHI, MB	\$ 860
<b>Universal Grab Bars</b>   UGB-XXX	
Group 1 - PC, PB	\$ 525
Group 2 - AB, BB, SB, BC, PN, SN, BN	\$ 680
Group 3 - PG, BG, SG, BIS, WHI, MB	\$ 885

<b>HEATED BACKREST</b>	INCLUDED ON THERMAL AIR
------------------------	-------------------------

<b>HYDRO BLANKET</b>   BLA.HEA-X	
2 Zones	\$ 1,905
3 Zones	\$ 2,385
4 Zones	\$ 2,660
5 Zones (with 2 controls)	\$ 3,000

<b>HYDRO COAT</b>   HYC.COA	\$ 340
-----------------------------	--------

<b>HYDRO EXPRESS</b>   69.104-HYD.EXP	NET \$ 500
---------------------------------------	------------

<b>HYDRO FUSION</b>	
Hydro Fusion (Tub Only)   29.102	\$ 1,040
Hydro Fusion with Ozone (Tub Only)   29.103	\$ 1,410
Hydro Fusion (TA, Whirlpool, Combo)   29.107	\$ 1,570

<b>HYDRO INDULGE</b>   HYD.IND	\$ 3,680
--------------------------------	----------

<b>HYDROZONE</b>	INCLUDED ON THERMAL AIR
------------------	-------------------------

<b>ISLAND TUB DRAIN</b>   ITD.XXX	
ABS, PVC   ITD.ABS   ITD.PVC	\$ 380
Cast Iron   ITD.CST	\$ 460

<b>LED TEMP. READOUT KEYPAD</b>   LED.UPG	\$ 555
---	--------

*Upgrade only, must have a keypad controlled system to purchase.*

<b>LIGHTING</b> LED Bath Light Chromotherapy System   LIG.LED	\$ 865
---	--------

<b>MOLDED ARMRESTS</b>	
<i>Some molded armrests add an interior detail line to the bathtub</i>	
2 Armrests (one pair)   ARM.MOL-2	\$ 155
4 Armrests (two pairs)   ARM.MOL-4	\$ 305

<b>PADDED HEADREST PILLOW</b>   41.128 (Black only)	\$ 155
---	--------

<b>REMOTE CONTROL</b>   REM.CON	\$ 790
<i>Must have thermal air system to purchase</i>	

<b>TOWER   TOW-XX</b>			
<i>Must specify size &amp; location on tub. Can hide plumbing, blower, Fusion or Indulge.</i>			
18" or 24"	\$ 1,350	25" - 30"	\$ 1,350
31" - 36"	\$ 1,480	37" - 42"	\$ 1,605
43" - 48"	\$ 1,735	49" - 54"	\$ 1,860
55" - 60"	\$ 1,990	Access Panel	\$ 420

<b>WASTE &amp; OVERFLOW</b>	
<b>Integral W/O</b> (Std. round)   IWO.XX	INCLUDED
WHI, BIS, PC, PB, PN, BC, BB, BN, SC, SB, SN, ORB, PE	No Charge
Gold Finish Upgrade (PG, BG)	\$ 890
<b>Linear Integral W/O</b>   LWO-XXX	NO CHARGE UPGRADE

# EVANSPORT

60"L x 42"W x 21"D

72"L x 42"W x 21"D

Includes armrests



## MODEL / PRICING

EVA6042ATO	Tub Only	\$ 2,895
EVA6042AWP	Whirlpool (8)	\$ 6,115
EVA6042ATA	Thermal Air	\$ 6,945
EVA6042ACO	Combo System	\$ 9,475

EVA7242ATO	Tub Only	\$ 3,185
EVA7242AWP	Whirlpool (8)	\$ 6,320
EVA7242ATA	Thermal Air	\$ 6,995
EVA7242ACO	Combo System	\$ 9,705

## COLORS *Additional lead time is required for premium colors*

### ACRYLIC BATHTUB COLORS

<b>Standard Colors:</b> White   Biscuit   Bone	Included
<b>Premium Colors:</b> Black   Sterling Silver	\$ 480
<b>Matte Finish:</b>	\$ 1,305

## BACK MASSEUSE SYSTEMS *Additional finishes on page 15*

<b>System I</b> - Manual Control (WP/CO)   BAC.MA1-XXX	\$ 945
<b>System II</b> - Electronic Control (WP/CO)   BAC.MA2-XXX	\$ 1,900
<b>System III</b> - Electronic Control (TA)   BAC.MA3-XXX	\$ 3,010

<b>COLD PLUNGE</b>   CLD.PL	\$ 9,990
-----------------------------	----------

<b>EXPORT CRATE</b>   FRT.EXPCRT	NET \$ 445
----------------------------------	------------

<b>EXTRA HIGH DENSITY</b>   HI.DEN	\$ 735
------------------------------------	--------

## GRAB BARS (Pair) *Additional finishes on page 15*

<b>Standard Grab Bars</b>   GRA.BAR-XXX (Group 1 - PC, PB)	\$ 490
<b>Universal Grab Bars</b>   UGB-XXX (Group 1 - PC, PB)	\$ 525

## HYDRO BLANKET | BLA.HEA-X

2 Zones: \$ 1,905	3 Zones: \$ 2,385	4 Zones: \$ 2,660
-------------------	-------------------	-------------------

<b>HYDRO COAT</b>   HYC.COA	\$ 340
-----------------------------	--------

<b>HYDRO EXPRESS</b>   69.104-HYD.EXP	NET \$ 300
---------------------------------------	------------

<b>HYDRO FILL</b>   HYD.FIL	\$ 500
-----------------------------	--------

## HYDRO FUSION

Hydro Fusion (Tub Only)   29.102	\$ 1,040
Hydro Fusion with Ozone (Tub Only)   29.103	\$ 1,410
Hydro Fusion (TA, Whirlpool, Combo)   29.107	\$ 1,570

<b>HYDRO INDULGE</b>   HYD.IND	\$ 3,680
--------------------------------	----------

## HYDROZONE UV COMBO SYSTEM | OZUV.XXX

Whirlpool and Combo Systems only	
110 V   OZUV.110	\$ 1,220

## INLINE HEATER *Whirlpool and Combo Systems only*

*No dedicated GFI required for 6 amp models.*

12.50 Amps 1.5 KW - 110V   27.100	\$ 850
6.00 Amps 0.75 KW   27.103	\$ 760

## JETS *Additional finishes on page 16*

### Additional Standard or Swirling Jet (JET.STD-XX | JET.SWI-XX)

Group 1 - PC or PB	\$ 245
<b>Swirling Jet Upgrade</b>   JUP.SWI-XX	\$ 70
<b>Micro Therapy Jet</b>   MTJ.XXX (BIS, BLA, BON, SIL, WHI)	\$ 200
<b>Custom Jet Locations</b>   69.116-CUS.JET	No Charge

*(Must include drawing of locations)*

## JET PLATING *For jet plating options go to page 16*

<b>LED TEMP. READOUT KEYPAD</b>   LED.UPG	\$ 555
---	--------

*Upgrade only, must have a keypad controlled system to purchase.*

<b>LIGHTING</b> LED Bath Light Chromotherapy System   LIG.LED	\$ 865
---	--------

## LOW WATER PROTECTION (Includes 30 minute timer)

110V   LOW.WAT-110	\$ 445
--------------------	--------

<b>MICRO MOUNT</b>   69.140MCREDDG	\$ 140
------------------------------------	--------

<b>NECK MASSEUSE JET PILLOW</b>   PIL.NEC-XX	\$ 890
--	--------

*Available in black, bone and white.*

<b>PADDED HEADREST PILLOW</b>   41.128 (Black only)	\$ 155
---	--------

<b>PUMPS</b> Custom Pump Locations   69.116-CUS.PMP	No Charge
---	-----------

<b>REMOTE CONTROL</b>   REM.CON	\$ 790
---------------------------------	--------

*Must have system to purchase*

## SKIRTS *For skirt options go to pages 16-17*

<b>TILE FLANGES</b>   FLA.MO-X	\$ 220
--------------------------------	--------

<b>UNDERMOUNT</b>   UNDRMT	No Charge
----------------------------	-----------

<b>WASTE &amp; OVERFLOW</b>   WOV.XX	INCLUDED
--------------------------------------	----------

<b>Integral W/O</b> (Std. round)   IWO.XX	\$ 380
<b>Linear Integral W/O</b>   LWO-XXX	\$ 380

*Additional finishes on page 17*

# FANTASY

60" L x 42" W x 21" D - w/ pillow

72" L x 42" W x 21" D - w/ pillows

\*Pillows are color matched to tub.

For more options please call Hydro Systems\*



## MODEL / PRICING

FAN6042ATO	Tub Only	\$ 3,980
FAN6042AWP	Whirlpool (6)	\$ 7,330
FAN6042ATA	Thermal Air	\$ 8,040
FAN6042ACO	Combo System	\$ 10,275

FAN7242ATO	Tub Only	\$ 4,090
FAN7242AWP	Whirlpool (8)	\$ 7,780
FAN7242ATA	Thermal Air	\$ 8,175
FAN7242ACO	Combo System	\$ 10,275

## COLORS *Additional lead time is required for premium colors*

### ACRYLIC BATHTUB COLORS

<b>Standard Colors:</b> White   Biscuit   Bone	Included
<b>Premium Colors:</b> Black   Sterling Silver	\$ 480
<b>Matte Finish:</b>	\$ 1,305

### BACK MASSEUSE SYSTEMS *Additional finishes on page 15*

<b>System I</b> - Manual Control (WP/CO)   BAC.MA1-XXX	\$ 945
<b>System II</b> - Electronic Control (WP/CO)   BAC.MA2-XXX	\$ 1,900
<b>System III</b> - Electronic Control (TA)   BAC.MA3-XXX	\$ 3,010

<b>COLD PLUNGE</b>   CLD.PL	\$ 9,990
-----------------------------	----------

<b>EXPORT CRATE</b>   FRT.EXPCRT	NET \$ 445
----------------------------------	------------

<b>EXTRA HIGH DENSITY</b>   HI.DEN	\$ 735
------------------------------------	--------

### GRAB BARS (Pair) *Additional finishes on page 15*

<b>Standard Grab Bars</b>   GRA.BAR-XXX (Group 1 - PC, PB)	\$ 490
<b>Universal Grab Bars</b>   UGB-XXX (Group 1 - PC, PB)	\$ 525

### HYDRO BLANKET | BLA.HEA-X

2 Zones: \$ 1,905	3 Zones: \$ 2,385	4 Zones: \$ 2,660
-------------------	-------------------	-------------------

<b>HYDRO COAT</b>   HYC.COA	\$ 340
-----------------------------	--------

<b>HYDRO EXPRESS</b>   69.104-HYD.EXP	NET \$ 300
---------------------------------------	------------

<b>HYDRO FILL</b>   HYD.FIL	\$ 500
-----------------------------	--------

### HYDRO FUSION

Hydro Fusion (Tub Only)   29.102	\$ 1,040
Hydro Fusion with Ozone (Tub Only)   29.103	\$ 1,410
Hydro Fusion (TA, Whirlpool, Combo)   29.107	\$ 1,570

<b>HYDRO INDULGE</b>   HYD.IND	\$ 3,680
--------------------------------	----------

### HYDROZONE UV COMBO SYSTEM | OZUV.XXX

Whirlpool and Combo Systems only	
110 V   OZUV.110	\$ 1,220

### INLINE HEATER *Whirlpool and Combo Systems only*

*No dedicated GFI required for 6 amp models.*

12.50 Amps 1.5 KW - 110V   27.100	\$ 850
6.00 Amps 0.75 KW   27.103	\$ 760

## JETS *Additional finishes on page 16*

### Additional Standard or Swirling Jet (JET.STD-XX | JET.SWI-XX)

Group 1 - PC or PB	\$ 245
<b>Swirling Jet Upgrade</b>   JUP.SWI-XX	\$ 70
<b>Micro Therapy Jet</b>   MTJ.XXX (BIS, BLA, BON, SIL, WHI)	\$ 200
<b>Custom Jet Locations</b>   69.116-CUS.JET	No Charge

*(Must include drawing of locations)*

### JET PLATING *For jet plating options go to page 16*

<b>LED TEMP. READOUT KEYPAD</b>   LED.UPG	\$ 555
---	--------

*Upgrade only, must have a keypad controlled system to purchase.*

<b>LIGHTING</b> LED Bath Light Chromatherapy System   LIG.LED	\$ 865
---	--------

### LOW WATER PROTECTION (Includes 30 minute timer)

110V   LOW.WAT-110	\$ 445
--------------------	--------

<b>MICRO MOUNT</b>   69.140MCREDDG	\$ 140
------------------------------------	--------

### PUMPS **Custom Pump Locations** | 69.116-CUS.PMP

<b>REMOTE CONTROL</b>   REM.CON	\$ 790
---------------------------------	--------

*Must have system to purchase*

### SKIRTS *For skirt options go to pages 16-17*

<b>TILE FLANGES</b>   FLA.MO-X	\$ 220
--------------------------------	--------

<b>UNDERMOUNT</b>   UNDRMT	No Charge
----------------------------	-----------

### WASTE & OVERFLOW | WOV.XX

<b>Integral W/O</b> (Std. round)   IWO.XX	\$ 380
<b>Linear Integral W/O</b>   LWO-XXX	\$ 380

*Additional finishes on page 17*

\*The addition of multiple options could impact the equipment fitting inside the perimeter of the tub.

# FUJI

40"L x 40"W x 32"D - Gel coat model  
 60"L x 40"W x 26"D - Specify overflow location  
 60"L x 40"W x 32"D - Specify overflow location - Gel coat model  
 (Pump mounting not available on all Fuji models)



FUJ4040



FUJ6040

## MODEL / PRICING

FUJ4040GTO	Tub Only	\$ 3,510	FUJ6040ATO	Tub Only	\$ 4,005	FUJ6040GTO	Tub Only	\$ 3,860
FUJ4040GWP	Whirlpool (6)	\$ 7,770	FUJ6040AWP	Whirlpool (8)	\$ 8,720	FUJ6040GWP	Whirlpool (8)	\$ 8,590
FUJ4040GTA	Thermal Air	\$ 7,450	FUJ6040ATA	Thermal Air	\$ 8,070	FUJ6040GTA	Thermal Air	\$ 7,885
FUJ4040GCO	Combo System	\$ 10,375	FUJ6040ACO	Combo System	\$ 11,305	FUJ6040GCO	Combo System	\$ 11,180

## COLORS *Additional lead time is required for premium colors*

### ACRYLIC BATHTUB COLORS

<b>Standard Colors:</b> White   Biscuit   Bone	Included
<b>Premium Colors:</b> Black   Sterling Silver	\$ 480
<b>Matte Finish:</b>	\$ 1,305

### GEL COAT BATHTUB COLORS

<b>Standard Colors:</b> Almond   White   Biscuit   Bone	Included
<b>Color matching</b> (colors match all manufacturers' fixture colors)	\$ 550

## BACK MASSEUSE SYSTEMS *Additional finishes on page 15*

<b>System I</b> - Manual Control (WP/CO)   BAC.MA1-XXX	\$ 945
<b>System II</b> - Electronic Control (WP/CO)   BAC.MA2-XXX	\$ 1,900
<b>System III</b> - Electronic Control (TA)   BAC.MA3-XXX	\$ 3,010

## COLD PLUNGE | CLD.PL \$ 9,990

## EXPORT CRATE | FRT.EXPCRT NET \$ 445

## EXTRA HIGH DENSITY | HI.DEN \$ 735

## GRAB BARS (Pair) *Additional finishes on page 15*

<b>Standard Grab Bars</b>   GRA.BAR-XXX (Group 1 - PC, PB)	\$ 490
<b>Universal Grab Bars</b>   UGB-XXX (Group 1 - PC, PB)	\$ 525

## HYDRO BLANKET | BLA.HEA-X

2 Zones: \$ 1,905	3 Zones: \$ 2,385	4 Zones: \$ 2,660
-------------------	-------------------	-------------------

## HYDRO COAT | HYC.COA \$ 340

## HYDRO EXPRESS | 69.104-HYD.EXP NET \$ 300

## HYDRO FILL | HYD.FIL \$ 500

## HYDRO FUSION

Hydro Fusion (Tub Only)   29.102	\$ 1,040
Hydro Fusion with Ozone (Tub Only)   29.103	\$ 1,410
Hydro Fusion (TA, Whirlpool, Combo)   29.107	\$ 1,570

## HYDRO INDULGE | HYD.IND \$ 3,680

## HYDROZONE UV COMBO SYSTEM | OZUV.XXX

Whirlpool and Combo Systems only 110 V   OZUV.110	\$ 1,220
--	----------

## INLINE HEATER *Whirlpool and Combo Systems only*

<i>No dedicated GFI required for 6 amp models.</i>	
12.50 Amps 1.5 KW - 110V   27.100	\$ 850
6.00 Amps 0.75 KW   27.103	\$ 760

## JETS *Additional finishes on page 16*

### Additional Standard or Swirling Jet (JET.STD-XX | JET.SWI-XX)

Group 1 - PC or PB	\$ 245
<b>Swirling Jet Upgrade</b>   JUP.SWI-XX	\$ 70
<b>Micro Therapy Jet</b>   MTJ.XXX (BIS, BLA, BON, SIL, WHI)	\$ 200
<b>Custom Jet Locations</b>   69.116-CUS.JET	No Charge

*(Must include drawing of locations)*

## JET PLATING *For jet plating options go to page 16*

## LED TEMP. READOUT KEYPAD | LED.UPG \$ 555

*Upgrade only, must have a keypad controlled system to purchase.*

## LIGHTING LED Bath Light Chromotherapy System | LIG.LED \$ 865

## LOW WATER PROTECTION (Includes 30 minute timer)

110V   LOW.WAT-110	\$ 445
--------------------	--------

## MICRO MOUNT | 69.140MCREDG \$ 140

## MOLDED ARMRESTS

*Some molded armrests add an interior detail line to the bathtub*  
 2 Armrests (one pair) | ARM.MOL-2 \$ 155

## NECK MASSEUSE JET PILLOW | PIL.NEC-XX \$ 890

Available in black, bone and white.

## PADDED HEADREST PILLOW | 41.128 (Black only) \$ 155

## PUMPS **Custom Pump Locations** | 69.116-CUS.PMP No Charge

## REMOTE CONTROL | REM.CON \$ 790

*Must have system to purchase*

## TILE FLANGES | FLA.MO-X \$ 220

## UNDERMOUNT | UNDRMT No Charge

## WASTE & OVERFLOW | WOV.XX INCLUDED

<b>Integral W/O</b> (Std. round)   IWO.XX	\$ 380
<b>Linear Integral W/O</b>   LWO-XXX	\$ 380

*Additional finishes on page 17*

# GALAXIE

60" L x 38" W x 19" D  
 66" L x 38" W x 19" D  
 66" L x 42" W x 19" D  
 66" L x 44" W x 19" D  
 74" L x 44" W x 19" D

Available as freestanding model, see Casey page 24



## MODEL / PRICING

GAL6038ATO	Tub Only	\$ 3,805	GAL6638ACO	Combo System	\$ 9,610	GAL6644ATA	Thermal Air	\$ 7,530
GAL6038AWP	Whirlpool (6)	\$ 7,180	GAL6642ATO	Tub Only	\$ 3,905	GAL6644ACO	Combo System	\$ 9,910
GAL6038ATA	Thermal Air	\$ 7,130	GAL6642AWP	Whirlpool (8)	\$ 7,575	GAL7444ATO	Tub Only	\$ 4,115
GAL6038ACO	Combo System	\$ 9,565	GAL6642ATA	Thermal Air	\$ 7,510	GAL7444AWP	Whirlpool (8)	\$ 7,840
GAL6638ATO	Tub Only	\$ 3,905	GAL6642ACO	Combo System	\$ 10,055	GAL7444ATA	Thermal Air	\$ 7,525
GAL6638AWP	Whirlpool (8)	\$ 7,315	GAL6644ATO	Tub Only	\$ 3,920	GAL7444ACO	Combo System	\$ 10,370
GAL6638ATA	Thermal Air	\$ 7,180	GAL6644AWP	Whirlpool (8)	\$ 7,590			

## COLORS *Additional lead time is required for premium colors*

### ACRYLIC BATHTUB COLORS

<b>Standard Colors:</b> White   Biscuit   Bone	Included
<b>Premium Colors:</b> Black   Sterling Silver	\$ 480
<b>Matte Finish:</b>	\$ 1,305

### BACK MASSEUSE SYSTEMS *Additional finishes on page 15*

<b>System I</b> - Manual Control (WP/CO)   BAC.MA1-XXX	\$ 945
<b>System II</b> - Electronic Control (WP/CO)   BAC.MA2-XXX	\$ 1,900
<b>System III</b> - Electronic Control (TA)   BAC.MA3-XXX	\$ 3,010

<b>COLD PLUNGE</b>   CLD.PL	\$ 9,990
-----------------------------	----------

<b>EXPORT CRATE</b>   FRT.EXPCRT	NET \$ 445
----------------------------------	------------

<b>EXTRA HIGH DENSITY</b>   HI.DEN	\$ 735
------------------------------------	--------

### GRAB BARS (Pair) *Additional finishes on page 15*

<b>Standard Grab Bars</b>   GRA.BAR-XXX (Group 1 - PC, PB)	\$ 490
<b>Universal Grab Bars</b>   UGB-XXX (Group 1 - PC, PB)	\$ 525

### HYDRO BLANKET | BLA.HEA-X

2 Zones: \$ 1,905	3 Zones: \$ 2,385	4 Zones: \$ 2,660
-------------------	-------------------	-------------------

<b>HYDRO COAT</b>   HYC.COA	\$ 340
-----------------------------	--------

<b>HYDRO EXPRESS</b>   69.104-HYD.EXP	NET \$ 300
---------------------------------------	------------

<b>HYDRO FILL</b>   HYD.FIL	\$ 500
-----------------------------	--------

### HYDRO FUSION

Hydro Fusion (Tub Only)   29.102	\$ 1,040
Hydro Fusion with Ozone (Tub Only)   29.103	\$ 1,410
Hydro Fusion (TA, Whirlpool, Combo)   29.107	\$ 1,570

<b>HYDRO INDULGE</b>   HYD.IND	\$ 3,680
--------------------------------	----------

### HYDROZONE UV COMBO SYSTEM | OZUV.XXX

Whirlpool and Combo Systems only	
110 V   OZUV.110	\$ 1,220

### INLINE HEATER *Whirlpool and Combo Systems only*

*No dedicated GFI required for 6 amp models.*

12.50 Amps 1.5 KW - 110V   27.100	\$ 850
6.00 Amps 0.75 KW   27.103	\$ 760

## JETS *Additional finishes on page 16*

### Additional Standard or Swirling Jet (JET.STD-XX | JET.SWI-XX)

Group 1 - PC or PB	\$ 245
<b>Swirling Jet Upgrade</b>   JUP.SWI-XX	\$ 70
<b>Micro Therapy Jet</b>   MTJ.XXX (BIS, BLA, BON, SIL, WHI)	\$ 200
<b>Custom Jet Locations</b>   69.116-CUS.JET	No Charge

*(Must include drawing of locations)*

### JET PLATING *For jet plating options go to page 16*

<b>LED TEMP. READOUT KEYPAD</b>   LED.UPG	\$ 555
---	--------

*Upgrade only, must have a keypad controlled system to purchase.*

<b>LIGHTING</b> LED Bath Light Chromatherapy System   LIG.LED	\$ 865
---	--------

### LOW WATER PROTECTION (Includes 30 minute timer)

110V   LOW.WAT-110	\$ 445
--------------------	--------

<b>MICRO MOUNT</b>   69.140MCREDG	\$ 140
-----------------------------------	--------

### MOLDED ARMRESTS

*Some molded armrests add an interior detail line to the bathtub*

2 Armrests (one pair)   ARM.MOL-2	\$ 155
-----------------------------------	--------

<b>NECK MASSEUSE JET PILLOW</b>   PIL.NEC-XX	\$ 890
--	--------

*Available in black, bone and white.*

<b>PUMPS</b> Custom Pump Locations   69.116-CUS.PMP	No Charge
---	-----------

<b>REMOTE CONTROL</b>   REM.CON	\$ 790
---------------------------------	--------

*Must have system to purchase*

<b>WASTE &amp; OVERFLOW</b>   WOV.XX	INCLUDED
--------------------------------------	----------

<b>Integral W/O</b> (Std. round)   IWO.XX	\$ 380
---	--------

<b>Linear Integral W/O</b>   LWO-XXX	\$ 380
--------------------------------------	--------

*Additional finishes on page 17*

# HAYLEY

72"L x 44"W x 22"D

Includes armrests

Available as freestanding model, see Nina page 82



## MODEL / PRICING

HAY7244ATO	Tub Only	\$ 4,115	HAY7244ATA	Thermal Air	\$ 8,780
HAY7244AWP	Whirlpool (8)	\$ 9,810	HAY7244ACO	Combo System	\$ 11,610

## COLORS *Additional lead time is required for premium colors*

### ACRYLIC BATHTUB COLORS

<b>Standard Colors:</b> White   Biscuit   Bone	Included
<b>Premium Colors:</b> Black   Sterling Silver	\$ 480
<b>Matte Finish:</b>	\$ 1,305

## BACK MASSEUSE SYSTEMS *Additional finishes on page 15*

<b>System I</b> - Manual Control (WP/CO)   BAC.MA1-XXX	\$ 945
<b>System II</b> - Electronic Control (WP/CO)   BAC.MA2-XXX	\$ 1,900
<b>System III</b> - Electronic Control (TA)   BAC.MA3-XXX	\$ 3,010

<b>COLD PLUNGE</b>   CLD.PL	\$ 9,990
-----------------------------	----------

<b>EXPORT CRATE</b>   FRT.EXPCRT	NET \$ 445
----------------------------------	------------

<b>EXTRA HIGH DENSITY</b>   HI.DEN	\$ 735
------------------------------------	--------

## GRAB BARS (Pair) *Additional finishes on page 15*

<b>Standard Grab Bars</b>   GRA.BAR-XXX (Group 1 - PC, PB)	\$ 490
<b>Universal Grab Bars</b>   UGB-XXX (Group 1 - PC, PB)	\$ 525

## HYDRO BLANKET | BLA.HEA-X

2 Zones	\$ 1,905
3 Zones	\$ 2,385
4 Zones	\$ 2,660

<b>HYDRO COAT</b>   HYC.COA	\$ 340
-----------------------------	--------

<b>HYDRO EXPRESS</b>   69.104-HYD.EXP	NET \$ 300
---------------------------------------	------------

<b>HYDRO FILL</b>   HYD.FIL	\$ 500
-----------------------------	--------

## HYDRO FUSION

Hydro Fusion (Tub Only)   29.102	\$ 1,040
Hydro Fusion with Ozone (Tub Only)   29.103	\$ 1,410
Hydro Fusion (TA, Whirlpool, Combo)   29.107	\$ 1,570

<b>HYDRO INDULGE</b>   HYD.IND	\$ 3,680
--------------------------------	----------

## HYDROZONE UV COMBO SYSTEM | OZUV.XXX

Whirlpool and Combo Systems only 110 V   OZUV.110	\$ 1,220
--	----------

## INLINE HEATER *Whirlpool and Combo Systems only*

<i>No dedicated GFI required for 6 amp models.</i>	
12.50 Amps 1.5 KW - 110V   27.100	\$ 850
6.00 Amps 0.75 KW   27.103	\$ 760

## JETS *Additional finishes on page 16*

<b>Additional Standard or Swirling Jet</b> (JET.STD-XX   JET.SWI-XX)	
Group 1 - PC or PB	\$ 245
<b>Swirling Jet Upgrade</b>   JUP.SWI-XX	\$ 70
<b>Micro Therapy Jet</b>   MTJ.XXX (BIS, BLA, BON, SIL, WHI)	\$ 200
<b>Custom Jet Locations</b>   69.116-CUS.JET	No Charge

*(Must include drawing of locations)*

## JET PLATING *For jet plating options go to page 16*

<b>LED TEMP. READOUT KEYPAD</b>   LED.UPG	\$ 555
---	--------

*Upgrade only, must have a keypad controlled system to purchase.*

<b>LIGHTING</b> LED Bath Light Chromotherapy System   LIG.LED	\$ 865
---	--------

## LOW WATER PROTECTION (Includes 30 minute timer)

110V   LOW.WAT-110	\$ 445
--------------------	--------

<b>MICRO MOUNT</b>   69.140MCREDG	\$ 140
-----------------------------------	--------

<b>NECK MASSEUSE JET PILLOW</b>   PIL.NEC-XX	\$ 890
--	--------

*Available in black, bone and white.*

<b>PADDED HEADREST PILLOW</b>   41.128 (Black only)	\$ 155
---	--------

<b>PUMPS</b> Custom Pump Locations   69.116-CUS.PMP	No Charge
---	-----------

<b>REMOTE CONTROL</b>   REM.CON	\$ 790
---------------------------------	--------

*Must have system to purchase*

## WASTE & OVERFLOW | WOV.XX INCLUDED

<b>Integral W/O</b> (Std. round)   IWO.XX	\$ 380
<b>Linear Integral W/O</b>   LWO-XXX	\$ 380

*Additional finishes on page 17*

# ISABELLA

60" L x 36" W x 19" D  
 66" L x 36" W x 19" D - No drip ledge  
 72" L x 36" W x 19" D  
 Includes armrests & soap dishes



## MODEL / PRICING

ISA6036ATO	Tub Only	\$ 2,815	ISA6636ATO	Tub Only	\$ 2,940	ISA7236ATO	Tub Only	\$ 3,185
ISA6036AWP	Whirlpool (6)	\$ 5,725	ISA6636AWP	Whirlpool (6)	\$ 5,810	ISA7236AWP	Whirlpool (6)	\$ 5,890
ISA6036ATA	Thermal Air	\$ 6,055	ISA6636ATA	Thermal Air	\$ 6,180	ISA7236ATA	Thermal Air	\$ 6,280
ISA6036ACO	Combo System	\$ 8,155	ISA6636ACO	Combo System	\$ 8,260	ISA7236ACO	Combo System	\$ 8,310

## COLORS *Additional lead time is required for premium colors*

### ACRYLIC BATHTUB COLORS

<b>Standard Colors:</b> White   Biscuit   Bone	Included
<b>Premium Colors:</b> Black   Sterling Silver	\$ 480
<b>Matte Finish:</b>	\$ 1,305

### BACK MASSEUSE SYSTEMS *Additional finishes on page 15*

<b>System I</b> - Manual Control (WP/CO)   BAC.MA1-XXX	\$ 945
<b>System II</b> - Electronic Control (WP/CO)   BAC.MA2-XXX	\$ 1,900
<b>System III</b> - Electronic Control (TA)   BAC.MA3-XXX	\$ 3,010

**COLD PLUNGE** | CLD.PL \$ 9,990

**EXPORT CRATE** | FRT.EXPCRT NET \$ 445

**EXTRA HIGH DENSITY** | HI.DEN \$ 735

### GRAB BARS (Pair) *Additional finishes on page 15*

<b>Standard Grab Bars</b>   GRA.BAR-XXX (Group 1 - PC, PB)	\$ 490
<b>Universal Grab Bars</b>   UGB-XXX (Group 1 - PC, PB)	\$ 525

### HYDRO BLANKET | BLA.HEA-X

2 Zones	\$ 1,905	4 Zones	\$ 2,660
3 Zones	\$ 2,385	5 Zones	\$ 3,000

**HYDRO COAT** | HYC.COA \$ 340

**HYDRO EXPRESS** | 69.104-HYD.EXP NET \$ 300

**HYDRO FILL** | HYD.FIL \$ 500

### HYDRO FUSION

Hydro Fusion (Tub Only)   29.102	\$ 1,040
Hydro Fusion with Ozone (Tub Only)   29.103	\$ 1,410
Hydro Fusion (TA, Whirlpool, Combo)   29.107	\$ 1,570

**HYDRO INDULGE** | HYD.IND \$ 3,680

### HYDROZONE UV COMBO SYSTEM | OZUV.XXX

110 V | OZUV.110 \$ 1,220

### INLINE HEATER *Whirlpool and Combo Systems only*

*No dedicated GFI required for 6 amp models.*

12.50 Amps 1.5 KW - 110V   27.100	\$ 850
6.00 Amps 0.75 KW   27.103	\$ 760

## JETS *Additional finishes on page 16*

### Additional Standard or Swirling Jet (JET.STD-XX | JET.SWI-XX)

Group 1 - PC or PB	\$ 245
<b>Swirling Jet Upgrade</b>   JUP.SWI-XX	\$ 70
<b>Micro Therapy Jet</b>   MTJ.XXX (BIS, BLA, BON, SIL, WHI)	\$ 200
<b>Custom Jet Locations</b>   69.116-CUS.JET	No Charge

*(Must include drawing of locations)*

### JET PLATING *For jet plating options go to page 16*

**LED TEMP. READOUT KEYPAD** | LED.UPG \$ 555

*Upgrade only, must have a keypad controlled system to purchase.*

**LIGHTING** LED Bath Light Chromatherapy System | LIG.LED \$ 865

### LOW WATER PROTECTION (Includes 30 minute timer)

110V | LOW.WAT-110 \$ 445

**MICRO MOUNT** | 69.140MCREDEG \$ 140

**NECK MASSEUSE JET PILLOW** | PIL.NEC-XX \$ 890

*Available in black, bone and white.*

**PADDED HEADREST PILLOW** | 41.128 (Black only) \$ 155

**PUMPS** **Custom Pump Locations** | 69.116-CUS.PMP No Charge

**REMOTE CONTROL** | REM.CON \$ 790

*Must have system to purchase*

### SKIRTS *For skirt options go to pages 16-17*

**TILE FLANGES** | FLA.MO-X \$ 220

**WASTE & OVERFLOW** | WOV.XX INCLUDED

**Integral W/O** (Std. round) | IWO.XX \$ 380

**Linear Integral W/O** | LWO-XXX \$ 380

*Additional finishes on page 17*

\*The addition of multiple options could impact the equipment fitting inside the perimeter of the tub.

# JACQUELINE

66" L x 40" W x 24" D - end drain

W/O Included

Available as drop-in model, see Kimberly page 56



## MODEL / PRICING

JAC6640ATO	Tub Only	\$ 5,775	JAC6640ATA	Thermal Air	\$ 10,110
JAC6640AWP	Whirlpool (6)	\$ 9,805	JAC6640ACO	Combo System	\$ 12,855

## COLORS *Additional lead time is required for premium colors*

### ACRYLIC BATHTUB COLORS

**Standard Colors:** White | Biscuit | Bone Included

**Premium Colors:** Black | Sterling Silver \$ 1,350

**Matte Finish:** \$ 2,625

**Dual Color Option:** \$ 2,375

MODEL/COLOR1/COLOR2 (XXX.XXX.XXX)

### SURFACES (outside only)

**Metallic:** Polished Nickel [PN] \$ 18,300

MODEL/METAL/COLOR (XXX.XXX.XXX)

## BACK MASSEUSE SYSTEMS *Additional finishes on page 15*

**System I - Manual Control (WP/CO) | BAC.MA1-XXX** \$ 945

**System II - Electronic Control (WP/CO) | BAC.MA2-XXX** \$ 1,900

**System III - Electronic Control (TA) | BAC.MA3-XXX** \$ 3,010

**COLD PLUNGE | CLD.PL** \$ 9,990

**EXPORT CRATE | FRT.EXPCRT** NET \$ 445

**EXTRA HIGH DENSITY | HI.DEN** \$ 735

## GRAB BARS (Pair) *Additional finishes on page 15*

**Standard Grab Bars | GRA.BAR-XXX (Group 1 - PC, PB)** \$ 490

**Universal Grab Bars | UGB-XXX (Group 1 - PC, PB)** \$ 525

**HEATED BACKREST** INCLUDED ON TA, WP, CO

**HYDRO BLANKET | BLA.HEA-X**

2 Zones \$ 1,905 4 Zones \$ 2,660

3 Zones \$ 2,385 5 Zones \$ 3,000

**HYDRO COAT | HYC.COA** \$ 340

**HYDRO EXPRESS | 69.104-HYD.EXP** NET \$ 300

**HYDRO FILL | HYD.FIL** \$ 500

## HYDRO FUSION

Hydro Fusion (Tub Only) | 29.102 \$ 1,040

Hydro Fusion with Ozone (Tub Only) | 29.103 \$ 1,410

Hydro Fusion (TA, Whirlpool, Combo) | 29.107 \$ 1,570

**HYDRO INDULGE | HYD.IND** \$ 3,680

**HYDROZONE** INCLUDED ON TA, WP, CO

## HYDROZONE UV COMBO SYSTEM | OZUV.XXX

Whirlpool and Combo Systems only  
110 V | OZUV.110 \$ 1,220

## INLINE HEATER *Whirlpool and Combo Systems only*

*No dedicated GFI required for 6 amp models.*

12.50 Amps 1.5 KW - 110V | 27.100 \$ 850

6.00 Amps 0.75 KW | 27.103 \$ 760

## ISLAND TUB DRAIN | ITD.XXX

ABS, PVC | ITD.ABS | ITD.PVC \$ 380

Cast Iron | ITD.CST \$ 460

## JETS *Additional finishes on page 16*

**Additional Standard or Swirling Jet (JET.STD-XX | JET.SWI-XX)**

Group 1 - PC or PB \$ 245

**Swirling Jet Upgrade | JUP.SWI-XX** \$ 70

**Micro Therapy Jet | MTJ.XXX (BIS, BLA, BON, SIL, WHI)** \$ 200

**Custom Jet Locations | 69.116-CUS.JET** No Charge

*(Must include drawing of locations)*

## JET PLATING *For jet plating options go to page 16*

**LED TEMP. READOUT KEYPAD | LED.UPG** \$ 555

*Upgrade only, must have a keypad controlled system to purchase.*

**LIGHTING LED Bath Light Chromotherapy System | LIG.LED** \$ 865

## LOW WATER PROTECTION (Includes 30 minute timer)

110V | LOW.WAT-110 \$ 445

**NECK MASSEUSE JET PILLOW | PIL.NEC-XX** \$ 890

*Available in black, bone and white.*

**PADDED HEADREST PILLOW | 41.128 (Black only)** \$ 155

**REMOTE CONTROL | REM.CON** \$ 790

*Must have system to purchase*

## WASTE & OVERFLOW

**Integral W/O (Std. round) | IWO.XX** INCLUDED

WHI, BIS, PC, PB, PN, BC, BB, BN, SC, SB, SN, ORB, PE No Charge

Gold Finish Upgrade (PG, BG) \$ 890

**Linear Integral W/O | LWO-XXX** NO CHARGE UPGRADE

# JENNIFER

72" L x 48" W x 25" D

Includes armrests



## MODEL / PRICING

JEN7248ATO	Tub Only	\$ 4,395	JEN7248ATA	Thermal Air	\$ 7,860
JEN7248AWP	Whirlpool (8)	\$ 8,270	JEN7248ACO	Combo System	\$ 10,710

## COLORS *Additional lead time is required for premium colors*

### ACRYLIC BATHTUB COLORS

<b>Standard Colors:</b> White   Biscuit   Bone	Included
<b>Premium Colors:</b> Black   Sterling Silver	\$ 480
<b>Matte Finish:</b>	\$ 1,305

### BACK MASSEUSE SYSTEMS *Additional finishes on page 15*

<b>System I</b> - Manual Control (WP/CO)   BAC.MA1-XXX	\$ 945
<b>System II</b> - Electronic Control (WP/CO)   BAC.MA2-XXX	\$ 1,900
<b>System III</b> - Electronic Control (TA)   BAC.MA3-XXX	\$ 3,010

<b>COLD PLUNGE</b>   CLD.PL	\$ 9,990
-----------------------------	----------

<b>EXPORT CRATE</b>   FRT.EXPCRT	NET \$ 445
----------------------------------	------------

<b>EXTRA HIGH DENSITY</b>   HI.DEN	\$ 735
------------------------------------	--------

### GRAB BARS (Pair) *Additional finishes on page 15*

<b>Standard Grab Bars</b>   GRA.BAR-XXX (Group 1 - PC, PB)	\$ 490
<b>Universal Grab Bars</b>   UGB-XXX (Group 1 - PC, PB)	\$ 525

### HYDRO BLANKET | BLA.HEA-X

2 Zones	\$ 1,905
3 Zones	\$ 2,385
4 Zones	\$ 2,660

<b>HYDRO COAT</b>   HYC.COA	\$ 340
-----------------------------	--------

<b>HYDRO EXPRESS</b>   69.104-HYD.EXP	NET \$ 300
---------------------------------------	------------

<b>HYDRO FILL</b>   HYD.FIL	\$ 500
-----------------------------	--------

### HYDRO FUSION

Hydro Fusion (Tub Only)   29.102	\$ 1,040
Hydro Fusion with Ozone (Tub Only)   29.103	\$ 1,410
Hydro Fusion (TA, Whirlpool, Combo)   29.107	\$ 1,570

<b>HYDRO INDULGE</b>   HYD.IND	\$ 3,680
--------------------------------	----------

### HYDROZONE UV COMBO SYSTEM | OZUV.XXX

Whirlpool and Combo Systems only	
110 V   OZUV.110	\$ 1,220

### INLINE HEATER *Whirlpool and Combo Systems only*

*No dedicated GFI required for 6 amp models.*

12.50 Amps 1.5 KW - 110V   27.100	\$ 850
6.00 Amps 0.75 KW   27.103	\$ 760

## JETS *Additional finishes on page 16*

### Additional Standard or Swirling Jet (JET.STD-XX | JET.SWI-XX)

Group 1 - PC or PB	\$ 245
<b>Swirling Jet Upgrade</b>   JUP.SWI-XX	\$ 70
<b>Micro Therapy Jet</b>   MTJ.XXX (BIS, BLA, BON, SIL, WHI)	\$ 200
<b>Custom Jet Locations</b>   69.116-CUS.JET	No Charge

*(Must include drawing of locations)*

### JET PLATING *For jet plating options go to page 16*

<b>LED TEMP. READOUT KEYPAD</b>   LED.UPG	\$ 555
---	--------

*Upgrade only, must have a keypad controlled system to purchase.*

<b>LIGHTING</b> LED Bath Light Chromatherapy System   LIG.LED	\$ 865
---	--------

### LOW WATER PROTECTION (Includes 30 minute timer)

110V   LOW.WAT-110	\$ 445
--------------------	--------

<b>NECK MASSEUSE JET PILLOW</b>   PIL.NEC-XX	\$ 890
--	--------

*Available in black, bone and white.*

<b>PADDED HEADREST PILLOW</b>   41.128 (Black only)	\$ 155
---	--------

<b>PUMPS</b> Custom Pump Locations   69.116-CUS.PMP	No Charge
---	-----------

<b>REMOTE CONTROL</b>   REM.CON	\$ 790
---------------------------------	--------

*Must have system to purchase*

<b>WASTE &amp; OVERFLOW</b>   WOV.XX	INCLUDED
--------------------------------------	----------

<b>Integral W/O</b> (Std. round)   IWO.XX	\$ 380
---	--------

<b>Linear Integral W/O</b>   LWO-XXX	\$ 380
--------------------------------------	--------

*Additional finishes on page 17*

# JESSICA - with skirt

60" L x 48" W x 21" D - no spout  
 72" L x 48" W x 21" D - with spout



## MODEL / PRICING

JES6048ATO	Tub Only	\$ 4,785
JES6048AWP	Whirlpool (8)	\$ 8,935
JES6048ATA	Thermal Air	\$ 9,690
JES6048ACO	Combo System	\$ 12,080

JES7248ATO	Tub Only	\$ 5,525
JES7248AWP	Whirlpool (8)	\$ 11,495
JES7248ATA	Thermal Air	\$ 11,190
JES7248ACO	Combo System	\$ 14,015

## COLORS *Additional lead time is required for premium colors*

### ACRYLIC BATHTUB COLORS

<b>Standard Colors:</b> White   Biscuit   Bone	Included
<b>Premium Colors:</b> Black   Sterling Silver	\$ 480
<b>Matte Finish:</b>	\$ 1,305

### BACK MASSEUSE SYSTEMS *Additional finishes on page 15*

<b>System I</b> - Manual Control (WP/CO)   BAC.MA1-XXX	\$ 945
<b>System II</b> - Electronic Control (WP/CO)   BAC.MA2-XXX	\$ 1,900
<b>System III</b> - Electronic Control (TA)   BAC.MA3-XXX	\$ 3,010

<b>COLD PLUNGE</b>   CLD.PL	\$ 9,990
-----------------------------	----------

<b>EXPORT CRATE</b>   FRT.EXPCRT	NET \$ 445
----------------------------------	------------

<b>EXTRA HIGH DENSITY</b>   HI.DEN	\$ 735
------------------------------------	--------

### GRAB BARS (Pair) *Additional finishes on page 15*

<b>Standard Grab Bars</b>   GRA.BAR-XXX (Group 1 - PC, PB)	\$ 490
<b>Universal Grab Bars</b>   UGB-XXX (Group 1 - PC, PB)	\$ 525

### HYDRO BLANKET | BLA.HEA-X

2 Zones	\$ 1,905
3 Zones	\$ 2,385
4 Zones	\$ 2,660

<b>HYDRO COAT</b>   HYC.COA	\$ 340
-----------------------------	--------

<b>HYDRO EXPRESS</b>   69.104-HYD.EXP	NET \$ 300
---------------------------------------	------------

<b>HYDRO FILL</b>   HYD.FIL	\$ 500
-----------------------------	--------

### HYDRO FUSION

Hydro Fusion (Tub Only)   29.102	\$ 1,040
Hydro Fusion with Ozone (Tub Only)   29.103	\$ 1,410
Hydro Fusion (TA, Whirlpool, Combo)   29.107	\$ 1,570

<b>HYDRO INDULGE</b>   HYD.IND	\$ 3,680
--------------------------------	----------

### HYDROZONE UV COMBO SYSTEM | OZUV.XXX

Whirlpool and Combo Systems only 110 V   OZUV.110	\$ 1,220
--	----------

### INLINE HEATER *Whirlpool and Combo Systems only*

*No dedicated GFI required for 6 amp models.*

12.50 Amps 1.5 KW - 110V   27.100	\$ 850
6.00 Amps 0.75 KW   27.103	\$ 760

## JETS *Additional finishes on page 16*

<b>Additional Standard or Swirling Jet</b> (JET.STD-XX   JET.SWI-XX) Group 1 - PC or PB	\$ 245
<b>Swirling Jet Upgrade</b>   JUP.SWI-XX	\$ 70
<b>Micro Therapy Jet</b>   MTJ.XXX (BIS, BLA, BON, SIL, WHI)	\$ 200
<b>Custom Jet Locations</b>   69.116-CUS.JET	No Charge

*(Must include drawing of locations)*

## JET PLATING *For jet plating options go to page 16*

<b>LED TEMP. READOUT KEYPAD</b>   LED.UPG	\$ 555
---	--------

*Upgrade only, must have a keypad controlled system to purchase.*

<b>LIGHTING</b> LED Bath Light Chromotherapy System   LIG.LED	\$ 865
---	--------

### LOW WATER PROTECTION (Includes 30 minute timer)

110V   LOW.WAT-110	\$ 445
--------------------	--------

<b>NECK MASSEUSE JET PILLOW</b>   PIL.NEC-XX	\$ 890
--	--------

*Available in black, bone and white.*

<b>PADDED HEADREST PILLOW</b>   41.128 (Black only)	\$ 155
---	--------

<b>PUMPS</b> Custom Pump Locations   69.116-CUS.PMP	No Charge
---	-----------

<b>REMOTE CONTROL</b>   REM.CON	\$ 790
---------------------------------	--------

*Must have system to purchase*

<b>TILE FLANGES</b>   FLA.MO-X	\$ 220
--------------------------------	--------

<b>WASTE &amp; OVERFLOW</b>   WOV.XX	INCLUDED
--------------------------------------	----------

<b>Integral W/O</b> (Std. round)   IWO.XX	\$ 380
---	--------

<b>Linear Integral W/O</b>   LWO-XXX	\$ 380
--------------------------------------	--------

*Additional finishes on page 17*

# KATARINA

69" L x 69" W x 26" D



## MODEL / PRICING

KAT6969ATO	Tub Only	\$ 6,690	KAT6969ATA	Thermal Air	\$ 10,455
KAT6969AWP	Whirlpool (10)	\$ 10,860	KAT6969ACO	Combo System	\$ 13,280

## COLORS *Additional lead time is required for premium colors*

### ACRYLIC BATHTUB COLORS

<b>Standard Colors:</b> White   Biscuit   Bone	Included
<b>Premium Colors:</b> Black   Sterling Silver	\$ 480
<b>Matte Finish:</b>	\$ 1,305

### BACK MASSEUSE SYSTEMS *Additional finishes on page 15*

<b>System I</b> - Manual Control (WP/CO)   BAC.MA1-XXX	\$ 945
<b>System II</b> - Electronic Control (WP/CO)   BAC.MA2-XXX	\$ 1,900
<b>System III</b> - Electronic Control (TA)   BAC.MA3-XXX	\$ 3,010

<b>COLD PLUNGE</b>   CLD.PL	\$ 9,990
-----------------------------	----------

<b>EXPORT CRATE</b>   FRT.EXPCRT	NET \$ 445
----------------------------------	------------

<b>EXTRA HIGH DENSITY</b>   HI.DEN	\$ 735
------------------------------------	--------

### GRAB BARS (Pair) *Additional finishes on page 15*

<b>Standard Grab Bars</b>   GRA.BAR-XXX (Group 1 - PC, PB)	\$ 490
<b>Universal Grab Bars</b>   UGB-XXX (Group 1 - PC, PB)	\$ 525

### HYDRO BLANKET | BLA.HEA-X

2 Zones	\$ 1,905
3 Zones	\$ 2,385
4 Zones	\$ 2,660

<b>HYDRO COAT</b>   HYC.COA	\$ 340
-----------------------------	--------

<b>HYDRO EXPRESS</b>   69.104-HYD.EXP	NET \$ 300
---------------------------------------	------------

<b>HYDRO FILL</b>   HYD.FIL	\$ 500
-----------------------------	--------

### HYDRO FUSION

Hydro Fusion (Tub Only)   29.102	\$ 1,040
Hydro Fusion with Ozone (Tub Only)   29.103	\$ 1,410
Hydro Fusion (TA, Whirlpool, Combo)   29.107	\$ 1,570

<b>HYDRO INDULGE</b>   HYD.IND	\$ 3,680
--------------------------------	----------

### HYDROZONE UV COMBO SYSTEM | OZUV.XXX

Whirlpool and Combo Systems only	
110 V   OZUV.110	\$ 1,220

### INLINE HEATER *Whirlpool and Combo Systems only*

*No dedicated GFI required for 6 amp models.*

12.50 Amps 1.5 KW - 110V   27.100	\$ 850
6.00 Amps 0.75 KW   27.103	\$ 760

## JETS *Additional finishes on page 16*

### Additional Standard or Swirling Jet (JET.STD-XX | JET.SWI-XX)

Group 1 - PC or PB	\$ 245
<b>Swirling Jet Upgrade</b>   JUP.SWI-XX	\$ 70
<b>Micro Therapy Jet</b>   MTJ.XXX (BIS, BLA, BON, SIL, WHI)	\$ 200
<b>Custom Jet Locations</b>   69.116-CUS.JET	No Charge

*(Must include drawing of locations)*

### JET PLATING *For jet plating options go to page 16*

<b>LED TEMP. READOUT KEYPAD</b>   LED.UPG	\$ 555
---	--------

*Upgrade only, must have a keypad controlled system to purchase.*

<b>LIGHTING</b> LED Bath Light Chromatherapy System   LIG.LED	\$ 865
---	--------

### LOW WATER PROTECTION (Includes 30 minute timer)

110V   LOW.WAT-110	\$ 445
--------------------	--------

<b>MICRO MOUNT</b>   69.140MCREDG	\$ 140
-----------------------------------	--------

<b>NECK MASSEUSE JET PILLOW</b>   PIL.NEC-XX	\$ 890
--	--------

*Available in black, bone and white.*

<b>PADDED HEADREST PILLOW</b>   41.128 (Black only)	\$ 155
---	--------

<b>PUMPS</b> Custom Pump Locations   69.116-CUS.PMP	No Charge
---	-----------

<b>REMOTE CONTROL</b>   REM.CON	\$ 790
---------------------------------	--------

*Must have system to purchase*

<b>TILE FLANGES</b>   FLA.MO-X	\$ 220
--------------------------------	--------

<b>WASTE &amp; OVERFLOW</b>   WOV.XX	INCLUDED
--------------------------------------	----------

<b>Integral W/O</b> (Std. round)   IWO.XX	\$ 380
---	--------

<b>Linear Integral W/O</b>   LWO-XXX	\$ 380
--------------------------------------	--------

*Additional finishes on page 17*

# KAYLA

74"L x 42"W x 22"D



## MODEL / PRICING

KAY7442ATO	Tub Only	\$ 3,305	KAY7442ATA	Thermal Air	\$ 8,445
KAY7442AWP	Whirlpool (8)	\$ 8,680	KAY7442ACO	Combo System	\$ 11,580

## COLORS *Additional lead time is required for premium colors*

### ACRYLIC BATHTUB COLORS

<b>Standard Colors:</b> White   Biscuit   Bone	Included
<b>Premium Colors:</b> Black   Sterling Silver	\$ 480
<b>Matte Finish:</b>	\$ 1,305

### BACK MASSEUSE SYSTEMS *Additional finishes on page 15*

<b>System I</b> - Manual Control (WP/CO)   BAC.MA1-XXX	\$ 945
<b>System II</b> - Electronic Control (WP/CO)   BAC.MA2-XXX	\$ 1,900
<b>System III</b> - Electronic Control (TA)   BAC.MA3-XXX	\$ 3,010

<b>COLD PLUNGE</b>   CLD.PL	\$ 9,990
-----------------------------	----------

<b>EXPORT CRATE</b>   FRT.EXPCRT	NET \$ 445
----------------------------------	------------

<b>EXTRA HIGH DENSITY</b>   HI.DEN	\$ 735
------------------------------------	--------

### GRAB BARS *(Pair) Additional finishes on page 15*

<b>Standard Grab Bars</b>   GRA.BAR-XXX (Group 1 - PC, PB)	\$ 490
<b>Universal Grab Bars</b>   UGB-XXX (Group 1 - PC, PB)	\$ 525

### HYDRO BLANKET | BLA.HEA-X

2 Zones	\$ 1,905
3 Zones	\$ 2,385
4 Zones	\$ 2,660

<b>HYDRO COAT</b>   HYC.COA	\$ 340
-----------------------------	--------

<b>HYDRO EXPRESS</b>   69.104-HYD.EXP	NET \$ 300
---------------------------------------	------------

<b>HYDRO FILL</b>   HYD.FIL	\$ 500
-----------------------------	--------

### HYDRO FUSION

Hydro Fusion (Tub Only)   29.102	\$ 1,040
Hydro Fusion with Ozone (Tub Only)   29.103	\$ 1,410
Hydro Fusion (TA, Whirlpool, Combo)   29.107	\$ 1,570

<b>HYDRO INDULGE</b>   HYD.IND	\$ 3,680
--------------------------------	----------

### HYDROZONE UV COMBO SYSTEM | OZUV.XXX

Whirlpool and Combo Systems only	
110 V   OZUV.110	\$ 1,220

### INLINE HEATER *Whirlpool and Combo Systems only*

*No dedicated GFI required for 6 amp models.*

12.50 Amps 1.5 KW - 110V   27.100	\$ 850
6.00 Amps 0.75 KW   27.103	\$ 760

## JETS *Additional finishes on page 16*

<b>Additional Standard or Swirling Jet</b> (JET.STD-XX   JET.SWI-XX)	
Group 1 - PC or PB	\$ 245
<b>Swirling Jet Upgrade</b>   JUP.SWI-XX	\$ 70
<b>Micro Therapy Jet</b>   MTJ.XXX (BIS, BLA, BON, SIL, WHI)	\$ 200
<b>Custom Jet Locations</b>   69.116-CUS.JET	No Charge
<i>(Must include drawing of locations)</i>	

## JET PLATING *For jet plating options go to page 16*

<b>LED TEMP. READOUT KEYPAD</b>   LED.UPG	\$ 555
---	--------

*Upgrade only, must have a keypad controlled system to purchase.*

<b>LIGHTING</b> LED Bath Light Chromotherapy System   LIG.LED	\$ 865
---	--------

## LOW WATER PROTECTION *(Includes 30 minute timer)*

110V   LOW.WAT-110	\$ 445
--------------------	--------

<b>MICRO MOUNT</b>   69.140MCREDG	\$ 140
-----------------------------------	--------

## MOLDED ARMRESTS

*Some molded armrests add an interior detail line to the bathtub*

2 Armrests (one pair)   ARM.MOL-2	\$ 155
-----------------------------------	--------

<b>NECK MASSEUSE JET PILLOW</b>   PIL.NEC-XX	\$ 890
--	--------

*Available in black, bone and white.*

<b>PADDED HEADREST PILLOW</b>   41.128 (Black only)	\$ 155
---	--------

<b>PUMPS</b> Custom Pump Locations   69.116-CUS.PMP	No Charge
---	-----------

<b>REMOTE CONTROL</b>   REM.CON	\$ 790
---------------------------------	--------

*Must have system to purchase*

<b>SKIRTS</b> <i>For skirt options go to pages 16-17</i>	
--	--

<b>TILE FLANGES</b>   FLA.MO-X	\$ 220
--------------------------------	--------

<b>UNDERMOUNT</b>   UNDRMT	No Charge
----------------------------	-----------

<b>WASTE &amp; OVERFLOW</b>   WOV.XX	INCLUDED
--------------------------------------	----------

<b>Integral W/O</b> (Std. round)   IWO.XX	\$ 380
---	--------

<b>Linear Integral W/O</b>   LWO-XXX	\$ 380
--------------------------------------	--------

*Additional finishes on page 17*

# KELLIE

70" L x 40" W x 26" D - side center drain  
 W/O Included  
 Foam fill sound insulator included  
 Includes lumbar support  
 Remote blower required for Thermal Air system



## MODEL / PRICING

KEL7040ATO	Tub Only	\$ 5,985	KEL7040ATA	Thermal Air	\$ 10,195
------------	----------	----------	------------	-------------	-----------

### COLORS *Additional lead time is required for premium colors*

#### ACRYLIC BATHTUB COLORS

<b>Standard Colors:</b> White   Biscuit   Bone	Included
<b>Premium Colors:</b> Black   Sterling Silver	\$ 1,350
<b>Matte Finish:</b>	\$ 2,625
<b>Dual Color Option:</b>	\$ 2,375
MODEL/COLOR1/COLOR2 (XXX.XXX.XXX)	

#### SURFACES (outside only)

<b>Metallic:</b> Polished Nickel [PN]	\$ 18,300
MODEL/METAL/COLOR (XXX.XXX.XXX)	

<b>COLD PLUNGE</b>   CLD.PL	\$ 9,990
-----------------------------	----------

<b>EXPORT CRATE</b>   FRT.EXPCRT	NET \$ 445
----------------------------------	------------

#### GRAB BARS (Pair)

##### Standard Grab Bars | GRA.BAR-XXX

Group 1 - PC, PB	\$ 490
Group 2 - AB, BB, SB, BC, PN, SN, BN	\$ 635
Group 3 - PG, BG, SG, BIS, WHI, MB	\$ 860

##### Universal Grab Bars | UGB-XXX

Group 1 - PC, PB	\$ 525
Group 2 - AB, BB, SB, BC, PN, SN, BN	\$ 680
Group 3 - PG, BG, SG, BIS, WHI, MB	\$ 885

<b>HEATED BACKREST</b>	INCLUDED ON THERMAL AIR
------------------------	-------------------------

#### HYDRO BLANKET | BLA.HEA-X

2 Zones	\$ 1,905
3 Zones	\$ 2,385
4 Zones	\$ 2,660
5 Zones (with 2 controls)	\$ 3,000

<b>HYDRO COAT</b>   HYC.COA	\$ 340
-----------------------------	--------

<b>HYDRO EXPRESS</b>   69.104-HYD.EXP	NET \$ 500
---------------------------------------	------------

#### HYDRO FUSION

Hydro Fusion (Tub Only)   29.102	\$ 1,040
Hydro Fusion with Ozone (Tub Only)   29.103	\$ 1,410
Hydro Fusion (TA, Whirlpool, Combo)   29.107	\$ 1,570

<b>HYDRO INDULGE</b>   HYD.IND	\$ 3,680
--------------------------------	----------

<b>HYDROZONE</b>	INCLUDED ON THERMAL AIR
------------------	-------------------------

### HYDROZONE UV COMBO SYSTEM | OZUV.XXX

Whirlpool and Combo Systems only	
110 V   OZUV.110	\$ 1,220

#### ISLAND TUB DRAIN | ITD.XXX

ABS, PVC   ITD.ABS   ITD.PVC	\$ 380
Cast Iron   ITD.CST	\$ 460

<b>LED TEMP. READOUT KEYPAD</b>   LED.UPG	\$ 555
---	--------

*Upgrade only, must have a keypad controlled system to purchase.*

<b>LIGHTING</b> LED Bath Light Chromotherapy System   LIG.LED	\$ 865
---	--------

#### MOLDED ARMRESTS

*Some molded armrests add an interior detail line to the bathtub*

2 Armrests (one pair)   ARM.MOL-2	\$ 155
4 Armrests (two pairs)   ARM.MOL-4	\$ 305

<b>PADDED HEADREST PILLOW</b>   41.128 (Black only)	\$ 155
---	--------

<b>REMOTE CONTROL</b>   REM.CON	\$ 790
---------------------------------	--------

*Must have thermal air system to purchase*

#### TOWEL BAR | GB.106-XX

Group 1 - PC	Included
Group 2 - BB, PB, SB, BC, PN, SN, BN	\$ 1,500 UPCHARGE

#### TOWER | TOW-XX

*Must specify size & location on tub. Can hide plumbing, blower, Fusion or Indulge.*

18" or 24"	\$ 1,350	25" - 30"	\$ 1,350
31" - 36"	\$ 1,480	37" - 42"	\$ 1,605
43" - 48"	\$ 1,735	49" - 54"	\$ 1,860
55" - 60"	\$ 1,990	Access Panel	\$ 420

#### WASTE & OVERFLOW

<b>Integral W/O</b> (Std. round)   IWO.XX	INCLUDED
WHI, BIS, PC, PB, PN, BC, BB, BN, SC, SB, SN, ORB, PE	No Charge
Gold Finish Upgrade (PG, BG)	\$ 890

<b>Linear Integral W/O</b>   LWO-XXX	NO CHARGE UPGRADE
--------------------------------------	-------------------

*\*\*Additional towel bar finishes available.  
 Call Hydro Systems for quote and lead times.\*\**

# KIMBERLY

66" L x 40" W x 24" D

72" L x 40" W x 24" D

Includes armrests

Available as freestanding model, see Jacqueline page 50



## MODEL / PRICING

KIM6640ATO	Tub Only	\$ 4,000
KIM6640AWP	Whirlpool (6)	\$ 7,840
KIM6640ATA	Thermal Air	\$ 7,740
KIM6640ACO	Combo System	\$ 9,945

KIM7240ATO	Tub Only	\$ 4,140
KIM7240AWP	Whirlpool (6)	\$ 7,980
KIM7240ATA	Thermal Air	\$ 7,900
KIM7240ACO	Combo System	\$ 10,540

## COLORS *Additional lead time is required for premium colors*

### ACRYLIC BATHTUB COLORS

<b>Standard Colors:</b> White   Biscuit   Bone	Included
<b>Premium Colors:</b> Black   Sterling Silver	\$ 480
<b>Matte Finish:</b>	\$ 1,305

### BACK MASSEUSE SYSTEMS *Additional finishes on page 15*

<b>System I</b> - Manual Control (WP/CO)   BAC.MA1-XXX	\$ 945
<b>System II</b> - Electronic Control (WP/CO)   BAC.MA2-XXX	\$ 1,900
<b>System III</b> - Electronic Control (TA)   BAC.MA3-XXX	\$ 3,010

<b>COLD PLUNGE</b>   CLD.PL	\$ 9,990
-----------------------------	----------

<b>EXPORT CRATE</b>   FRT.EXPCRT	NET \$ 445
----------------------------------	------------

<b>EXTRA HIGH DENSITY</b>   HI.DEN	\$ 735
------------------------------------	--------

### GRAB BARS (Pair) *Additional finishes on page 15*

<b>Standard Grab Bars</b>   GRA.BAR-XXX (Group 1 - PC, PB)	\$ 490
<b>Universal Grab Bars</b>   UGB-XXX (Group 1 - PC, PB)	\$ 525

### HYDRO BLANKET | BLA.HEA-X

2 Zones	\$ 1,905	4 Zones	\$ 2,660
3 Zones	\$ 2,385	5 Zones	\$ 3,000

<b>HYDRO COAT</b>   HYC.COA	\$ 340
-----------------------------	--------

<b>HYDRO EXPRESS</b>   69.104-HYD.EXP	NET \$ 300
---------------------------------------	------------

<b>HYDRO FILL</b>   HYD.FIL	\$ 500
-----------------------------	--------

### HYDRO FUSION

Hydro Fusion (Tub Only)   29.102	\$ 1,040
Hydro Fusion with Ozone (Tub Only)   29.103	\$ 1,410
Hydro Fusion (TA, Whirlpool, Combo)   29.107	\$ 1,570

<b>HYDRO INDULGE</b>   HYD.IND	\$ 3,680
--------------------------------	----------

### HYDROZONE UV COMBO SYSTEM | OZUV.XXX

Whirlpool and Combo Systems only	
110 V   OZUV.110	\$ 1,220

### INLINE HEATER *Whirlpool and Combo Systems only*

*No dedicated GFI required for 6 amp models.*

12.50 Amps 1.5 KW - 110V   27.100	\$ 850
6.00 Amps 0.75 KW   27.103	\$ 760

## JETS *Additional finishes on page 16*

<b>Additional Standard or Swirling Jet</b> (JET.STD-XX   JET.SWI-XX)	
Group 1 - PC or PB	\$ 245
<b>Swirling Jet Upgrade</b>   JUP.SWI-XX	\$ 70
<b>Micro Therapy Jet</b>   MTJ.XXX (BIS, BLA, BON, SIL, WHI)	\$ 200
<b>Custom Jet Locations</b>   69.116-CUS.JET	No Charge

*(Must include drawing of locations)*

## JET PLATING *For jet plating options go to page 16*

<b>LED TEMP. READOUT KEYPAD</b>   LED.UPG	\$ 555
---	--------

*Upgrade only, must have a keypad controlled system to purchase.*

<b>LIGHTING</b> LED Bath Light Chromotherapy System   LIG.LED	\$ 865
---	--------

### LOW WATER PROTECTION (Includes 30 minute timer)

110V   LOW.WAT-110	\$ 445
--------------------	--------

<b>NECK MASSEUSE JET PILLOW</b>   PIL.NEC-XX	\$ 890
--	--------

*Available in black, bone and white.*

<b>PADDED HEADREST PILLOW</b>   41.128 (Black only)	\$ 155
---	--------

<b>PUMPS</b> Custom Pump Locations   69.116-CUS.PMP	No Charge
---	-----------

<b>REMOTE CONTROL</b>   REM.CON	\$ 790
---------------------------------	--------

*Must have system to purchase*

<b>WASTE &amp; OVERFLOW</b>   WOV.XX	INCLUDED
--------------------------------------	----------

<b>Integral W/O</b> (Std. round)   IWO.XX	\$ 380
---	--------

<b>Linear Integral W/O</b>   LWO-XXX	\$ 380
--------------------------------------	--------

*Additional finishes on page 17*

\*The addition of multiple options could impact the equipment fitting inside the perimeter of the tub.

# KIRA

60"L x 32"W x 20"D

72"L x 32"W x 20"D



## MODEL / PRICING

KIR6032ATO	Tub Only	\$ 2,805
KIR6032AWP	Whirlpool (6)	\$ 6,490
KIR6032ATA	Thermal Air	\$ 6,550
KIR6032ACO	Combo System	\$ 8,975

KIR7232ATO	Tub Only	\$ 2,890
KIR7232AWP	Whirlpool (6)	\$ 6,865
KIR7232ATA	Thermal Air	\$ 6,910
KIR7232ACO	Combo System	\$ 9,780

## COLORS *Additional lead time is required for premium colors*

### ACRYLIC BATHTUB COLORS

<b>Standard Colors:</b> White   Biscuit   Bone	Included
<b>Premium Colors:</b> Black   Sterling Silver	\$ 480
<b>Matte Finish:</b>	\$ 1,305

### BACK MASSEUSE SYSTEMS *Additional finishes on page 15*

<b>System I</b> - Manual Control (WP/CO)   BAC.MA1-XXX	\$ 945
<b>System II</b> - Electronic Control (WP/CO)   BAC.MA2-XXX	\$ 1,900
<b>System III</b> - Electronic Control (TA)   BAC.MA3-XXX	\$ 3,010

<b>COLD PLUNGE</b>   CLD.PL	\$ 9,990
-----------------------------	----------

<b>EXPORT CRATE</b>   FRT.EXPCRT	NET \$ 445
----------------------------------	------------

<b>EXTRA HIGH DENSITY</b>   HI.DEN	\$ 735
------------------------------------	--------

### GRAB BARS (Pair) *Additional finishes on page 15*

<b>Standard Grab Bars</b>   GRA.BAR-XXX (Group 1 - PC, PB)	\$ 490
<b>Universal Grab Bars</b>   UGB-XXX (Group 1 - PC, PB)	\$ 525

### HYDRO BLANKET | BLA.HEA-X

2 Zones	\$ 1,905
3 Zones	\$ 2,385
4 Zones	\$ 2,660

<b>HYDRO COAT</b>   HYC.COA	\$ 340
-----------------------------	--------

<b>HYDRO EXPRESS</b>   69.104-HYD.EXP	NET \$ 300
---------------------------------------	------------

<b>HYDRO FILL</b>   HYD.FIL	\$ 500
-----------------------------	--------

### HYDRO FUSION

Hydro Fusion (Tub Only)   29.102	\$ 1,040
Hydro Fusion with Ozone (Tub Only)   29.103	\$ 1,410
Hydro Fusion (TA, Whirlpool, Combo)   29.107	\$ 1,570

<b>HYDRO INDULGE</b>   HYD.IND	\$ 3,680
--------------------------------	----------

### HYDROZONE UV COMBO SYSTEM | OZUV.XXX

Whirlpool and Combo Systems only 110 V   OZUV.110	\$ 1,220
--	----------

### INLINE HEATER *Whirlpool and Combo Systems only*

<i>No dedicated GFI required for 6 amp models.</i>	
12.50 Amps 1.5 KW - 110V   27.100	\$ 850
6.00 Amps 0.75 KW   27.103	\$ 760

## JETS *Additional finishes on page 16*

### Additional Standard or Swirling Jet (JET.STD-XX | JET.SWI-XX)

Group 1 - PC or PB	\$ 245
<b>Swirling Jet Upgrade</b>   JUP.SWI-XX	\$ 70
<b>Micro Therapy Jet</b>   MTJ.XXX (BIS, BLA, BON, SIL, WHI)	\$ 200
<b>Custom Jet Locations</b>   69.116-CUS.JET	No Charge

*(Must include drawing of locations)*

### JET PLATING *For jet plating options go to page 16*

<b>LED TEMP. READOUT KEYPAD</b>   LED.UPG	\$ 555
---	--------

*Upgrade only, must have a keypad controlled system to purchase.*

<b>LIGHTING</b> LED Bath Light Chromotherapy System   LIG.LED	\$ 865
---	--------

### LOW WATER PROTECTION (Includes 30 minute timer)

110V   LOW.WAT-110	\$ 445
--------------------	--------

<b>MICRO MOUNT</b>   69.140MCREDEG	\$ 140
------------------------------------	--------

### MOLDED ARMRESTS *(may add interior detail line to bathtub)*

2 Armrests (one pair)   ARM.MOL-2	\$ 155
-----------------------------------	--------

<b>NECK MASSEUSE JET PILLOW</b>   PIL.NEC-XX	\$ 890
--	--------

*Available in black, bone and white.*

<b>PADDED HEADREST PILLOW</b>   41.128 (Black only)	\$ 155
---	--------

<b>PUMPS</b> Custom Pump Locations   69.116-CUS.PMP	No Charge
---	-----------

<b>REMOTE CONTROL</b>   REM.CON	\$ 790
---------------------------------	--------

*Must have system to purchase*

### SKIRTS *For skirt options go to pages 16-17*

<b>TILE FLANGES</b>   FLA.MO-X	\$ 220
--------------------------------	--------

<b>UNDERMOUNT</b>   UNDRMT	No Charge
----------------------------	-----------

<b>WASTE &amp; OVERFLOW</b>   WOV.XX	INCLUDED
--------------------------------------	----------

<b>Integral W/O</b> (Std. round)   IWO.XX	\$ 380
---	--------


<b>Linear Integral W/O</b>   LWO-XXX	\$ 380
--------------------------------------	--------

*Additional finishes on page 17*

# LACEY

60"L x 30"W x 17"D	63"L x 28"W x 20"D	72"L x 36"W x 20"D
60"L x 30"W x 20"D	66"L x 30"W x 20"D	72"L x 40"W x 20"D
60"L x 32"W x 17"D*	66"L x 32"W x 17"D*	
60"L x 32"W x 20"D	66"L x 32"W x 20"D	
60"L x 36"W x 20"D	66"L x 36"W x 20"D	
60"L x 42"W x 20"D	72"L x 32"W x 20"D	

Available as alcove model, see Sydney page 99



## MODEL / PRICING

♿ LAC6030ATOS Tub Only \$ 2,715	LAC6042ATO Tub Only \$ 3,110	LAC6636ATO Tub Only \$ 2,960
♿ LAC6030AWPS Whirlpool (6) \$ 6,510	LAC6042AWP Whirlpool (6) \$ 6,875	LAC6636AWP Whirlpool (6) \$ 6,675
♿ LAC6030ATAS Thermal Air \$ 6,730	LAC6042ATA Thermal Air \$ 7,240	LAC6636ATA Thermal Air \$ 6,910
♿ LAC6030ACOS Combo System \$ 9,195	LAC6042ACO Combo System \$ 9,685	LAC6636ACO Combo System \$ 9,355
LAC6030ATO Tub Only \$ 2,715	LAC6328ATO Tub Only \$ 2,905	LAC7232ATO Tub Only \$ 3,055
LAC6030AWP Whirlpool (6) \$ 6,510	LAC6328AWP Whirlpool (6) \$ 6,595	LAC7232AWP Whirlpool (6) \$ 6,800
LAC6030ATA Thermal Air \$ 6,730	LAC6328ATA Thermal Air \$ 6,830	LAC7232ATA Thermal Air \$ 7,020
LAC6030ACO Combo System \$ 9,195	LAC6328ACO Combo System \$ 9,290	LAC7232ACO Combo System \$ 9,470
♿ LAC6032ATOS Tub Only \$ 2,760	LAC6630ATO Tub Only \$ 2,905	LAC7236ATO Tub Only \$ 3,125
♿ LAC6032AWPS Whirlpool (6) \$ 6,545	LAC6630AWP Whirlpool (6) \$ 6,595	LAC7236AWP Whirlpool (6) \$ 6,925
♿ LAC6032ATAS Thermal Air \$ 6,770	LAC6630ATA Thermal Air \$ 6,830	LAC7236ATA Thermal Air \$ 7,385
♿ LAC6032ACOS Combo System \$ 9,220	LAC6630ACO Combo System \$ 9,290	LAC7236ACO Combo System \$ 9,820
LAC6032ATO Tub Only \$ 2,760	♿ LAC6632ATOS Tub Only \$ 2,845	LAC7240ATO Tub Only \$ 3,220
LAC6032AWP Whirlpool (6) \$ 6,545	♿ LAC6632AWPS Whirlpool (6) \$ 6,610	LAC7240AWP Whirlpool (6) \$ 7,430
LAC6032ATA Thermal Air \$ 6,770	♿ LAC6632ATAS Thermal Air \$ 6,840	LAC7240ATA Thermal Air \$ 7,155
LAC6032ACO Combo System \$ 9,220	♿ LAC6632ACOS Combo System \$ 9,290	LAC7240ACO Combo System \$ 9,855
LAC6036ATO Tub Only \$ 2,830	LAC6632ATO Tub Only \$ 2,845	
LAC6036AWP Whirlpool (6) \$ 6,575	LAC6632AWP Whirlpool (6) \$ 6,610	
LAC6036ATA Thermal Air \$ 6,820	LAC6632ATA Thermal Air \$ 6,840	
LAC6036ACO Combo System \$ 9,270	LAC6632ACO Combo System \$ 9,290	

## COLORS *Additional lead time is required for premium colors*

### ACRYLIC BATHTUB COLORS

<b>Standard Colors:</b> White   Biscuit   Bone	Included
<b>Premium Colors:</b> Black   Sterling Silver	\$ 480
<b>Matte Finish:</b>	\$ 1,305

### BACK MASSEUSE SYSTEMS *Additional finishes on page 15*

<b>System I</b> - Manual Control (WP/CO)   BAC.MA1-XXX	\$ 945
<b>System II</b> - Electronic Control (WP/CO)   BAC.MA2-XXX	\$ 1,900
<b>System III</b> - Electronic Control (TA)   BAC.MA3-XXX	\$ 3,010

### COLD PLUNGE | CLD.PL \$ 9,990

### EXPORT CRATE | FRT.EXPCRT NET \$ 445

### EXTRA HIGH DENSITY | HI.DEN \$ 735

### GRAB BARS (Pair) *Additional finishes on page 15*

<b>Standard Grab Bars</b>   GRA.BAR-XXX	
Group 1 - PC, PB	\$ 490
Group 2 - AB, BB, SB, BC, PN, SN, BN	\$ 635
Group 3 - PG, BG, SG, BIS, WHI, MB	\$ 860
<b>Universal Grab Bars</b>   UGB-XXX	
Group 1 - PC, PB	\$ 525
Group 2 - AB, BB, SB, BC, PN, SN, BN	\$ 680
Group 3 - PG, BG, SG, BIS, WHI, MB	\$ 885

## HYDRO BLANKET | BLA.HEA-X

2 Zones	\$ 1,905
3 Zones	\$ 2,385
4 Zones	\$ 2,660
5 Zones (with 2 controls)	\$ 3,000

## HYDRO COAT | HYC.COA \$ 340

## HYDRO EXPRESS | 69.104-HYD.EXP NET \$ 300

## HYDRO FILL | HYD.FIL \$ 500

## HYDRO FUSION

Hydro Fusion (Tub Only)   29.102	\$ 1,040
Hydro Fusion with Ozone (Tub Only)   29.103	\$ 1,410
Hydro Fusion (TA, Whirlpool, Combo)   29.107	\$ 1,570

## HYDRO INDULGE | HYD.IND \$ 3,680

## HYDROZONE UV COMBO SYSTEM | OZUV.XXX

Whirlpool and Combo Systems only	
110 V   OZUV.110	\$ 1,220

## INLINE HEATER *Whirlpool and Combo Systems only*

<i>No dedicated GFI required for 6 amp models.</i>	
12.50 Amps 1.5 KW - 110V   27.100	\$ 850
6.00 Amps 0.75 KW   27.103	\$ 760

\*6632-17 may have detail line within the tub\*

## JETS

Installed per jet price for extra jets added to standard system price. All metallic finishes come with colored eyeball.

### Additional Standard or Swirling Jet

JET.STD-XX   JET.SWI-XX	
Color Trim	\$ 210
Group 1 - PC or PB	\$ 245
Group 2 - AB, BB, SB, BC, SC, PN, SN, BN	\$ 300
Group 3 - PG, BG, SG	\$ 340

**Swirling Jet Upgrade** | JUP.SWI-XX \$ 70  
(Per jet substitution price added to standard system price)

**Micro Therapy Jet** | MTJ.XXX \$ 200  
BIS, BLA, BON, SIL, WHI

**Custom Jet Locations** | 69.116-CUS.JET No Charge  
(Must include drawing of locations)

## JET PLATING

Clear / Brass / Chrome. Trim kit covers jet escutcheons, suction, and electronic soft touch pad. Per jet substitution price added to standard system price. All metallic finishes come with colored eyeball.

### Group 1 | PC or PB

6 Jets   PLA.06-XX	\$ 395
8 Jets   PLA.08-XX	\$ 505
10 Jets   PLA.10-XX	\$ 540

### Group 2 | AB, BB, SB, BC, SC, PN, SN, BN

6 Jets	\$ 735
8 Jets	\$ 990
10 Jets	\$ 1,140

### Group 3 | PG, BG

6 Jets	\$ 975
8 Jets	\$ 1,240
10 Jets	\$ 1,385

**LED TEMP. READOUT KEYPAD** | LED.UPG \$ 555

Upgrade only, must have a keypad controlled system to purchase.

**LIGHTING** LED Bath Light Chromotherapy System | LIG.LED \$ 865

### LOW WATER PROTECTION (Includes 30 minute timer)

110V | LOW.WAT-110 \$ 445

**MICRO MOUNT** | 69.140MCREDG \$ 140

## MOLDED ARMRESTS

Some molded armrests add an interior detail line to the bathtub  
2 Armrests (one pair) | ARM.MOL-2 \$ 155

**NECK MASSEUSE JET PILLOW** | PIL.NEC-XX \$ 890

Available in black, bone and white.

**PADDED HEADREST PILLOW** | 41.128 (Black only) \$ 155

**PUMPS** Custom Pump Locations | 69.116-CUS.PMP No Charge

**REMOTE CONTROL** | REM.CON \$ 790

Must have system to purchase

## SKIRTS

### Integral Skirt

No access panel on Tub Only models.

Gel Coat   SKI.XXG-XXX	\$ 700
Acrylic (Standard Colors)   SKI.XXA-XXX	\$ 800
Acrylic (Premium Colors)   SKI.XXA-XXX	\$ 885

### Molded Skirt Panels

Additional lead time required; check with factory. Make sure to order a molded flange, if necessary.

### Seamed

1 sided*   See Zen Skirt	\$ 800
2 sided*   SKI.SMD-2	\$ 2,475
3 sided*   SKI.SMD-3	\$ 3,255
4 sided*   SKI.SMD-4	\$ 4,170

### Seamless

1 sided*   SKI.SML-1	\$ 2,190
2 sided*   SKI.SML-2	\$ 3,315
3 sided*   SKI.SML-3	\$ 4,440
4 sided*   SKI.SML-4	\$ 5,570

Premium Colors (additional price and lead time) \$ 1,290

\*Specify which sides on worksheet.

### Floating Skirt (option for seamless skirt only)

SKI.FLO-SML1	\$ 730
SKI.FLO-SML2	\$ 1,440
SKI.FLO-SMLX	\$ 2,165

### Zen Skirt | SKI.ZEN-XX

Factory installed. No access panel.

Standard Color	\$ 800
Premium Color	\$ 880

**TILE FLANGES** | FLA.MO-X \$ 220

**UNDERMOUNT** | UNDRMT No Charge

**WASTE & OVERFLOW** | WOV.XX INCLUDED

**Cable W/O** No Charge  
(WHI, BIS, PC, PB, PN, BC, BB, BN, SC, SB, SN, ORB, PE)

**Cable W/O - Gold Finish Upgrade** (PG, BG) \$ 680

**Integral W/O** (Std. round) | IWO.XX \$ 380

Waste and overflow manufactured as part of the bath.

Comes standard as a round overflow cover.

Drain will be a tip-toe style and drain outlet will be a direct drain.

**Linear Integral W/O** | LWO-XXX \$ 380

Waste and overflow manufactured as part of the bath.

Drain will be a tip-toe style and drain outlet will be a direct drain.

**Solid Brass Upgrade** | SBR.UP NET \$ 115

\*The addition of multiple options could impact the equipment fitting inside the perimeter of the tub.

# LARA

60" L x 60" W x 19" D- no skirt  
Includes armrests & soap dishes



## MODEL / PRICING

LAR6060ATO	Tub Only	\$ 3,735	LAR6060ATA	Thermal Air	\$ 7,515
LAR6060AWP	Whirlpool (6)	\$ 6,985	LAR6060ACO	Combo System	\$ 10,100

## COLORS *Additional lead time is required for premium colors*

### ACRYLIC BATHTUB COLORS

<b>Standard Colors:</b> White   Biscuit   Bone	Included
<b>Premium Colors:</b> Black   Sterling Silver	\$ 480
<b>Matte Finish:</b>	\$ 1,305

### BACK MASSEUSE SYSTEMS *Additional finishes on page 15*

<b>System I</b> - Manual Control (WP/CO)   BAC.MA1-XXX	\$ 945
<b>System II</b> - Electronic Control (WP/CO)   BAC.MA2-XXX	\$ 1,900
<b>System III</b> - Electronic Control (TA)   BAC.MA3-XXX	\$ 3,010

<b>COLD PLUNGE</b>   CLD.PL	\$ 9,990
-----------------------------	----------

<b>EXPORT CRATE</b>   FRT.EXPCRT	NET \$ 445
----------------------------------	------------

<b>EXTRA HIGH DENSITY</b>   HI.DEN	\$ 735
------------------------------------	--------

### GRAB BARS (Pair) *Additional finishes on page 15*

<b>Standard Grab Bars</b>   GRA.BAR-XXX (Group 1 - PC, PB)	\$ 490
<b>Universal Grab Bars</b>   UGB-XXX (Group 1 - PC, PB)	\$ 525

### HYDRO BLANKET | BLA.HEA-X

2 Zones	\$ 1,905
3 Zones	\$ 2,385
4 Zones	\$ 2,660

<b>HYDRO COAT</b>   HYC.COA	\$ 340
-----------------------------	--------

<b>HYDRO EXPRESS</b>   69.104-HYD.EXP	NET \$ 300
---------------------------------------	------------

<b>HYDRO FILL</b>   HYD.FIL	\$ 500
-----------------------------	--------

### HYDRO FUSION

Hydro Fusion (Tub Only)   29.102	\$ 1,040
Hydro Fusion with Ozone (Tub Only)   29.103	\$ 1,410
Hydro Fusion (TA, Whirlpool, Combo)   29.107	\$ 1,570

<b>HYDRO INDULGE</b>   HYD.IND	\$ 3,680
--------------------------------	----------

### HYDROZONE UV COMBO SYSTEM | OZUV.XXX

Whirlpool and Combo Systems only	
110 V   OZUV.110	\$ 1,220

### INLINE HEATER *Whirlpool and Combo Systems only*

*No dedicated GFI required for 6 amp models.*

12.50 Amps 1.5 KW - 110V   27.100	\$ 850
6.00 Amps 0.75 KW   27.103	\$ 760

## JETS *Additional finishes on page 16*

<b>Additional Standard or Swirling Jet</b> (JET.STD-XX   JET.SWI-XX)	
Group 1 - PC or PB	\$ 245
<b>Swirling Jet Upgrade</b>   JUP.SWI-XX	\$ 70
<b>Micro Therapy Jet</b>   MTJ.XXX (BIS, BLA, BON, SIL, WHI)	\$ 200
<b>Custom Jet Locations</b>   69.116-CUS.JET	No Charge

*(Must include drawing of locations)*

## JET PLATING *For jet plating options go to page 16*

<b>LED TEMP. READOUT KEYPAD</b>   LED.UPG	\$ 555
---	--------

*Upgrade only, must have a keypad controlled system to purchase.*

<b>LIGHTING</b> LED Bath Light Chromotherapy System   LIG.LED	\$ 865
---	--------

### LOW WATER PROTECTION (Includes 30 minute timer)

110V   LOW.WAT-110	\$ 445
--------------------	--------

<b>MICRO MOUNT</b>   69.140MCREDG	\$ 140
-----------------------------------	--------

<b>NECK MASSEUSE JET PILLOW</b>   PIL.NEC-XX	\$ 890
--	--------

Available in black, bone and white.

<b>PADDED HEADREST PILLOW</b>   41.128 (Black only)	\$ 155
---	--------

<b>PUMPS</b> Custom Pump Locations   69.116-CUS.PMP	No Charge
---	-----------

<b>REMOTE CONTROL</b>   REM.CON	\$ 790
---------------------------------	--------

*Must have system to purchase*

<b>TILE FLANGES</b>   FLA.MO-X	\$ 220
--------------------------------	--------

<b>WASTE &amp; OVERFLOW</b>   WOV.XX	INCLUDED
--------------------------------------	----------

<b>Integral W/O</b> (Std. round)   IWO.XX	\$ 380
---	--------

<b>Linear Integral W/O</b>   LWO-XXX	\$ 380
--------------------------------------	--------

*Additional finishes on page 17*

# LARGO

82" L x 64" W x 19" D

Gel coat model



## MODEL / PRICING

LAR8264GTO	Tub Only	\$ 4,510	LAR8264GTA	Thermal Air	\$ 8,700
LAR8264GWP	Whirlpool (8)	\$ 9,710	LAR8264GCO	Combo System	\$ 12,295

## COLORS *Additional lead time is required for premium colors*

### GEL COAT BATHTUB COLORS

<b>Standard Colors:</b> Almond   White   Biscuit   Bone	Included
<b>Color matching</b> (colors match all manufacturers' fixture colors)	\$ 550
<b>Matte Finish:</b>	\$ 1,305

### BACK MASSEUSE SYSTEMS *Additional finishes on page 15*

<b>System I</b> - Manual Control (WP/CO)   BAC.MA1-XXX	\$ 945
<b>System II</b> - Electronic Control (WP/CO)   BAC.MA2-XXX	\$ 1,900
<b>System III</b> - Electronic Control (TA)   BAC.MA3-XXX	\$ 3,010

<b>COLD PLUNGE</b>   CLD.PL	\$ 9,990
-----------------------------	----------

<b>EXPORT CRATE</b>   FRT.EXPCRT	NET \$ 445
----------------------------------	------------

<b>EXTRA HIGH DENSITY</b>   HI.DEN	\$ 735
------------------------------------	--------

### GRAB BARS (Pair) *Additional finishes on page 15*

<b>Standard Grab Bars</b>   GRA.BAR-XXX (Group 1 - PC, PB)	\$ 490
<b>Universal Grab Bars</b>   UGB-XXX (Group 1 - PC, PB)	\$ 525

### HYDRO BLANKET | BLA.HEA-X

2 Zones	\$ 1,905
3 Zones	\$ 2,385
4 Zones	\$ 2,660

<b>HYDRO COAT</b>   HYC.COA	\$ 340
-----------------------------	--------

<b>HYDRO EXPRESS</b>   69.104-HYD.EXP	NET \$ 300
---------------------------------------	------------

<b>HYDRO FILL</b>   HYD.FIL	\$ 500
-----------------------------	--------

### HYDRO FUSION

Hydro Fusion (Tub Only)   29.102	\$ 1,040
Hydro Fusion with Ozone (Tub Only)   29.103	\$ 1,410
Hydro Fusion (TA, Whirlpool, Combo)   29.107	\$ 1,570

<b>HYDRO INDULGE</b>   HYD.IND	\$ 3,680
--------------------------------	----------

### HYDROZONE UV COMBO SYSTEM | OZUV.XXX

Whirlpool and Combo Systems only	
110 V   OZUV.110	\$ 1,220

### INLINE HEATER *Whirlpool and Combo Systems only*

*No dedicated GFI required for 6 amp models.*

12.50 Amps 1.5 KW - 110V   27.100	\$ 850
6.00 Amps 0.75 KW   27.103	\$ 760

## JETS *Additional finishes on page 16*

### Additional Standard or Swirling Jet (JET.STD-XX | JET.SWI-XX)

Group 1 - PC or PB	\$ 245
<b>Swirling Jet Upgrade</b>   JUP.SWI-XX	\$ 70
<b>Micro Therapy Jet</b>   MTJ.XXX (BIS, BLA, BON, SIL, WHI)	\$ 200
<b>Custom Jet Locations</b>   69.116-CUS.JET	No Charge

*(Must include drawing of locations)*

### JET PLATING *For jet plating options go to page 16*

<b>LED TEMP. READOUT KEYPAD</b>   LED.UPG	\$ 555
---	--------

*Upgrade only, must have a keypad controlled system to purchase.*

<b>LIGHTING</b> LED Bath Light Chromotherapy System   LIG.LED	\$ 865
---	--------

### LOW WATER PROTECTION (Includes 30 minute timer)

110V   LOW.WAT-110	\$ 445
--------------------	--------

<b>MICRO MOUNT</b>   69.140MCREDG	\$ 140
-----------------------------------	--------

### MOLDED ARMRESTS

*Some molded armrests add an interior detail line to the bathtub*

2 Armrests (one pair)   ARM.MOL-2	\$ 155
-----------------------------------	--------

<b>NECK MASSEUSE JET PILLOW</b>   PIL.NEC-XX	\$ 890
--	--------

*Available in black, bone and white.*

<b>PADDED HEADREST PILLOW</b>   41.128 (Black only)	\$ 155
---	--------

<b>PUMPS</b> Custom Pump Locations   69.116-CUS.PMP	No Charge
---	-----------

<b>REMOTE CONTROL</b>   REM.CON	\$ 790
---------------------------------	--------

*Must have system to purchase*

<b>WASTE &amp; OVERFLOW</b>   WOV.XX	INCLUDED
--------------------------------------	----------

<b>Integral W/O</b> (Std. round)   IWO.XX	\$ 380
---	--------

<b>Linear Integral W/O</b>   LWO-XXX	\$ 380
--------------------------------------	--------

*Additional finishes on page 17*

# LAUREN

70"L x 40"W x 27"D - side center drain

Includes lumbar support

W/O Included

Foam fill sound insulator included

Remote blower required for Thermal Air system

Available as drop-in model, see Marissa page 72



## MODEL / PRICING

LAU7040ATO Tub Only

\$ 6,690

LAU7040ATA Thermal Air

\$ 11,000

### COLORS *Additional lead time is required for premium colors*

#### ACRYLIC BATHTUB COLORS

**Standard Colors:** White | Biscuit | Bone Included

**Premium Colors:** Black | Sterling Silver \$ 1,350

**Matte Finish:** \$ 2,625

**Dual Color Option:** \$ 2,375

MODEL/COLOR1/COLOR2 (XXX.XXX.XXX)

#### SURFACES (outside only)

**Metallic:** Polished Nickel [PN] \$ 18,300

MODEL/METAL/COLOR (XXX.XXX.XXX)

**COLD PLUNGE** | CLD.PL \$ 9,990

**EXPORT CRATE** | FRT.EXPCRT NET \$ 445

**EXTRA HIGH DENSITY** | HI.DEN \$ 735

#### GRAB BARS (Pair)

**Standard Grab Bars** | GRA.BAR-XXX

Group 1 - PC, PB \$ 490

Group 2 - AB, BB, SB, BC, PN, SN, BN \$ 635

Group 3 - PG, BG, SG, BIS, WHI, MB \$ 860

**Universal Grab Bars** | UGB-XXX

Group 1 - PC, PB \$ 525

Group 2 - AB, BB, SB, BC, PN, SN, BN \$ 680

Group 3 - PG, BG, SG, BIS, WHI, MB \$ 885

**HEATED BACKREST** INCLUDED ON THERMAL AIR

**HYDRO BLANKET** | BLA.HEA-X

2 Zones \$ 1,905

3 Zones \$ 2,385

4 Zones \$ 2,660

5 Zones (with 2 controls) \$ 3,000

**HYDRO COAT** | HYC.COA \$ 340

**HYDRO EXPRESS** | 69.104-HYD.EXP NET \$ 500

#### HYDRO FUSION

Hydro Fusion (Tub Only) | 29.102 \$ 1,040

Hydro Fusion with Ozone (Tub Only) | 29.103 \$ 1,410

Hydro Fusion (TA, Whirlpool, Combo) | 29.107 \$ 1,570

**HYDRO INDULGE** | HYD.IND \$ 3,680

**HYDROZONE** INCLUDED ON THERMAL AIR

#### ISLAND TUB DRAIN | ITD.XXX

ABS, PVC | ITD.ABS | ITD.PVC \$ 380

Cast Iron | ITD.CST \$ 460

**LED TEMP. READOUT KEYPAD** | LED.UPG \$ 555

*Upgrade only, must have a keypad controlled system to purchase.*

**LIGHTING** LED Bath Light Chromotherapy System | LIG.LED \$ 865

#### MOLDED ARMRESTS

*Some molded armrests add an interior detail line to the bathtub*

2 Armrests (one pair) | ARM.MOL-2 \$ 155

4 Armrests (two pairs) | ARM.MOL-4 \$ 305

**PADDED HEADREST PILLOW** | 41.128 (Black only) \$ 155

**REMOTE CONTROL** | REM.CON \$ 790

*Must have thermal air system to purchase*

#### TOWER | TOW-XX

*Must specify size & location on tub. Can hide plumbing, blower, Fusion or Indulge.*

18" or 24" \$ 1,350 25" - 30" \$ 1,350

31" - 36" \$ 1,480 37" - 42" \$ 1,605

43" - 48" \$ 1,735 49" - 54" \$ 1,860

55" - 60" \$ 1,990 Access Panel \$ 420

#### WASTE & OVERFLOW

**Integral W/O** (Std. round) | IWO.XX INCLUDED

WHI, BIS, PC, PB, PN, BC, BB, BN, SC, SB, SN, ORB, PE No Charge

Gold Finish Upgrade (PG, BG) \$ 890

**Linear Integral W/O** | LWO-XXX NO CHARGE UPGRADE

# LEXIE

66" L x 36" W x 20" D - hidden end drain  
 W/O Included  
 Foam fill sound insulator included  
 Remote blower required for Thermal Air system  
 Available as drop-in model, see Marlie page 73



## MODEL / PRICING

LEX6636ATO	Tub Only	\$ 5,775	LEX6636ATA	Thermal Air	\$ 9,095
------------	----------	----------	------------	-------------	----------

### COLORS *Additional lead time is required for premium colors*

#### ACRYLIC BATHTUB COLORS

<b>Standard Colors:</b> White   Biscuit   Bone	Included
<b>Premium Colors:</b> Black   Sterling Silver	\$ 1,350
<b>Matte Finish:</b>	\$ 2,625
<b>Dual Color Option:</b>	\$ 2,375
MODEL/COLOR1/COLOR2 (XXX.XXX.XXX)	

#### SURFACES (outside only)

<b>Metallic:</b> Polished Nickel [PN]	\$ 18,300
MODEL/METAL/COLOR (XXX.XXX.XXX)	

<b>COLD PLUNGE</b>   CLD.PL	\$ 9,990
-----------------------------	----------

<b>EXPORT CRATE</b>   FRT.EXPCRT	NET \$ 445
----------------------------------	------------

<b>EXTRA HIGH DENSITY</b>   HI.DEN	\$ 735
------------------------------------	--------

#### GRAB BARS (Pair)

<b>Standard Grab Bars</b>   GRA.BAR-XXX	
Group 1 - PC, PB	\$ 490
Group 2 - AB, BB, SB, BC, PN, SN, BN	\$ 635
Group 3 - PG, BG, SG, BIS, WHI, MB	\$ 860
<b>Universal Grab Bars</b>   UGB-XXX	
Group 1 - PC, PB	\$ 525
Group 2 - AB, BB, SB, BC, PN, SN, BN	\$ 680
Group 3 - PG, BG, SG, BIS, WHI, MB	\$ 885

<b>HEATED BACKREST</b>	INCLUDED ON THERMAL AIR
------------------------	-------------------------

#### HYDRO BLANKET | BLA.HEA-X

2 Zones	\$ 1,905
3 Zones	\$ 2,385
4 Zones	\$ 2,660
5 Zones (with 2 controls)	\$ 3,000

<b>HYDRO COAT</b>   HYC.COA	\$ 340
-----------------------------	--------

<b>HYDRO EXPRESS</b>   69.104-HYD.EXP	NET \$ 500
---------------------------------------	------------

#### HYDRO FUSION

Hydro Fusion (Tub Only)   29.102	\$ 1,040
Hydro Fusion with Ozone (Tub Only)   29.103	\$ 1,410
Hydro Fusion (TA, Whirlpool, Combo)   29.107	\$ 1,570

<b>HYDRO INDULGE</b>   HYD.IND	\$ 3,680
--------------------------------	----------

<b>HYDROZONE</b>	INCLUDED ON THERMAL AIR
------------------	-------------------------

#### ISLAND TUB DRAIN | ITD.XXX

ABS, PVC   ITD.ABS   ITD.PVC	\$ 380
Cast Iron   ITD.CST	\$ 460

<b>LED TEMP. READOUT KEYPAD</b>   LED.UPG	\$ 555
---	--------

*Upgrade only, must have a keypad controlled system to purchase.*

<b>LIGHTING</b> LED Bath Light Chromatherapy System   LIG.LED	\$ 865
---	--------

#### MOLDED ARMRESTS

<i>Some molded armrests add an interior detail line to the bathtub</i>	
2 Armrests (one pair)   ARM.MOL-2	\$ 155
4 Armrests (two pairs)   ARM.MOL-4	\$ 305

<b>PADDED HEADREST PILLOW</b>   41.128 (Black only)	\$ 155
---	--------

<b>REMOTE CONTROL</b>   REM.CON	\$ 790
---------------------------------	--------

*Must have thermal air system to purchase*

#### TOWER | TOW-XX

*Must specify size & location on tub. Can hide plumbing, blower, Fusion or Indulge.*

18" or 24"	\$ 1,350	25" - 30"	\$ 1,350
31" - 36"	\$ 1,480	37" - 42"	\$ 1,605
43" - 48"	\$ 1,735	49" - 54"	\$ 1,860
55" - 60"	\$ 1,990	Access Panel	\$ 420

#### WASTE & OVERFLOW

<b>Integral W/O</b> (Std. round)   IWO.XX	INCLUDED
WHI, BIS, PC, PB, PN, BC, BB, BN, SC, SB, SN, ORB, PE	No Charge
Gold Finish Upgrade (PG, BG)	\$ 890

<b>Linear Integral W/O</b>   LWO-XXX	NO CHARGE UPGRADE
--------------------------------------	-------------------

# LILIANA I, II, III, IV

66" L x 42" W x 23" D  
 Must specify lip height when ordering



## MODEL / PRICING

LIL6642ATO	Tub Only	\$ 3,925	LIL6642ATA	Thermal Air	\$ 7,590
LIL6642AWP	Whirlpool (8)	\$ 7,415	LIL6642ACO	Combo System	\$ 10,150

## COLORS *Additional lead time is required for premium colors*

**ACRYLIC BATHTUB COLORS**

<b>Standard Colors:</b> White   Biscuit   Bone	Included
<b>Premium Colors:</b> Black   Sterling Silver	\$ 480
<b>Matte Finish:</b>	\$ 1,305

## BACK MASSEUSE SYSTEMS *Additional finishes on page 15*

<b>System I</b> - Manual Control (WP/CO)   BAC.MA1-XXX	\$ 945
<b>System II</b> - Electronic Control (WP/CO)   BAC.MA2-XXX	\$ 1,900
<b>System III</b> - Electronic Control (TA)   BAC.MA3-XXX	\$ 3,010

<b>COLD PLUNGE</b>   CLD.PL	\$ 9,990
-----------------------------	----------

<b>EXPORT CRATE</b>   FRT.EXPCRT	NET \$ 445
----------------------------------	------------

<b>EXTRA HIGH DENSITY</b>   HI.DEN	\$ 735
------------------------------------	--------

## GRAB BARS (Pair) *Additional finishes on page 15*

<b>Standard Grab Bars</b>   GRA.BAR-XXX (Group 1 - PC, PB)	\$ 490
<b>Universal Grab Bars</b>   UGB-XXX (Group 1 - PC, PB)	\$ 525

## HYDRO BLANKET | BLA.HEA-X

2 Zones	\$ 1,905
3 Zones	\$ 2,385
4 Zones	\$ 2,660

<b>HYDRO COAT</b>   HYC.COA	\$ 340
-----------------------------	--------

<b>HYDRO EXPRESS</b>   69.104-HYD.EXP	NET \$ 300
---------------------------------------	------------

<b>HYDRO FILL</b>   HYD.FIL	\$ 500
-----------------------------	--------

## HYDRO FUSION

Hydro Fusion (Tub Only)   29.102	\$ 1,040
Hydro Fusion with Ozone (Tub Only)   29.103	\$ 1,410
Hydro Fusion (TA, Whirlpool, Combo)   29.107	\$ 1,570

<b>HYDRO INDULGE</b>   HYD.IND	\$ 3,680
--------------------------------	----------

## HYDROZONE UV COMBO SYSTEM | OZUV.XXX

Whirlpool and Combo Systems only	
110 V   OZUV.110	\$ 1,220

## INLINE HEATER *Whirlpool and Combo Systems only*

*No dedicated GFI required for 6 amp models.*

12.50 Amps 1.5 KW - 110V   27.100	\$ 850
6.00 Amps 0.75 KW   27.103	\$ 760

## JETS *Additional finishes on page 16*

**Additional Standard or Swirling Jet** (JET.STD-XX | JET.SWI-XX)

Group 1 - PC or PB	\$ 245
<b>Swirling Jet Upgrade</b>   JUP.SWI-XX	\$ 70
<b>Micro Therapy Jet</b>   MTJ.XXX (BIS, BLA, BON, SIL, WHI)	\$ 200
<b>Custom Jet Locations</b>   69.116-CUS.JET	No Charge

*(Must include drawing of locations)*

## JET PLATING *For jet plating options go to page 16*

<b>LED TEMP. READOUT KEYPAD</b>   LED.UPG	\$ 555
---	--------

*Upgrade only, must have a keypad controlled system to purchase.*

<b>LIGHTING</b> LED Bath Light Chromotherapy System   LIG.LED	\$ 865
---	--------

## LOW WATER PROTECTION (Includes 30 minute timer)

110V   LOW.WAT-110	\$ 445
--------------------	--------

<b>MICRO MOUNT</b>   69.140MCREDG	\$ 140
-----------------------------------	--------

## MOLDED ARMRESTS

*Some molded armrests add an interior detail line to the bathtub*

2 Armrests (one pair)   ARM.MOL-2	\$ 155
-----------------------------------	--------

<b>NECK MASSEUSE JET PILLOW</b>   PIL.NEC-XX	\$ 890
--	--------

*Available in black, bone and white.*

<b>PADDED HEADREST PILLOW</b>   41.128 (Black only)	\$ 155
---	--------

<b>PUMPS</b> Custom Pump Locations   69.116-CUS.PMP	No Charge
---	-----------

<b>REMOTE CONTROL</b>   REM.CON	\$ 790
---------------------------------	--------

*Must have system to purchase*

## WASTE & OVERFLOW | WOV.XX INCLUDED

<b>Integral W/O</b> (Std. round)   IWO.XX	\$ 380
<b>Linear Integral W/O</b>   LWO-XXX	\$ 380

*Additional finishes on page 17*

# LINDA

72" L x 54" W x 15" D



## MODEL / PRICING

♿ LDA7254ATO	Tub Only	\$ 3,320	♿ LDA7254ATA	Thermal Air	\$ 7,370
♿ LDA7254AWP	Whirlpool (8)	\$ 7,645	♿ LDA7254ACO	Combo System	\$ 10,150

### COLORS *Additional lead time is required for premium colors*

#### ACRYLIC BATHTUB COLORS

<b>Standard Colors:</b> White   Biscuit   Bone	Included
<b>Premium Colors:</b> Black   Sterling Silver	\$ 480
<b>Matte Finish:</b>	\$ 1,305

### BACK MASSEUSE SYSTEMS *Additional finishes on page 15*

<b>System I</b> - Manual Control (WP/CO)   BAC.MA1-XXX	\$ 945
<b>System II</b> - Electronic Control (WP/CO)   BAC.MA2-XXX	\$ 1,900
<b>System III</b> - Electronic Control (TA)   BAC.MA3-XXX	\$ 3,010

<b>COLD PLUNGE</b>   CLD.PL	\$ 9,990
-----------------------------	----------

<b>EXPORT CRATE</b>   FRT.EXPCRT	NET \$ 445
----------------------------------	------------

<b>EXTRA HIGH DENSITY</b>   HI.DEN	\$ 735
------------------------------------	--------

### GRAB BARS (Pair) *Additional finishes on page 15*

<b>Standard Grab Bars</b>   GRA.BAR-XXX (Group 1 - PC, PB)	\$ 490
<b>Universal Grab Bars</b>   UGB-XXX (Group 1 - PC, PB)	\$ 525

### HYDRO BLANKET | BLA.HEA-X

2 Zones	\$ 1,905	4 Zones	\$ 2,660
3 Zones	\$ 2,385	5 Zones	\$ 3,000

<b>HYDRO COAT</b>   HYC.COA	\$ 340
-----------------------------	--------

<b>HYDRO EXPRESS</b>   69.104-HYD.EXP	NET \$ 300
---------------------------------------	------------

<b>HYDRO FILL</b>   HYD.FIL	\$ 500
-----------------------------	--------

### HYDRO FUSION

Hydro Fusion (Tub Only)   29.102	\$ 1,040
Hydro Fusion with Ozone (Tub Only)   29.103	\$ 1,410
Hydro Fusion (TA, Whirlpool, Combo)   29.107	\$ 1,570

<b>HYDRO INDULGE</b>   HYD.IND	\$ 3,680
--------------------------------	----------

### HYDROZONE UV COMBO SYSTEM | OZUV.XXX

Whirlpool and Combo Systems only	
110 V   OZUV.110	\$ 1,220

### INLINE HEATER *Whirlpool and Combo Systems only*

<i>No dedicated GFI required for 6 amp models.</i>	
12.50 Amps 1.5 KW - 110V   27.100	\$ 850
6.00 Amps 0.75 KW   27.103	\$ 760

### JETS *Additional finishes on page 16*

<b>Additional Standard or Swirling Jet</b> (JET.STD-XX   JET.SWI-XX)	
Group 1 - PC or PB	\$ 245
<b>Swirling Jet Upgrade</b>   JUP.SWI-XX	\$ 70

<b>Micro Therapy Jet</b>   MTJ.XXX (BIS, BLA, BON, SIL, WHI)	\$ 200
<b>Custom Jet Locations</b>   69.116-CUS.JET	No Charge
<i>(Must include drawing of locations)</i>	

### JET PLATING *For jet plating options go to page 16*

<b>LED TEMP. READOUT KEYPAD</b>   LED.UPG	\$ 555
---	--------

*Upgrade only, must have a keypad controlled system to purchase.*

<b>LIGHTING</b> LED Bath Light Chromotherapy System   LIG.LED	\$ 865
---	--------

### LOW WATER PROTECTION (Includes 30 minute timer)

110V   LOW.WAT-110	\$ 445
--------------------	--------

<b>MICRO MOUNT</b>   69.140MCREDDG	\$ 140
------------------------------------	--------

### MOLDED ARMRESTS

*Some molded armrests add an interior detail line to the bathtub*

2 Armrests (one pair)   ARM.MOL-2	\$ 155
-----------------------------------	--------

<b>NECK MASSEUSE JET PILLOW</b>   PIL.NEC-XX	\$ 890
--	--------

*Available in black, bone and white.*

<b>PADDED HEADREST PILLOW</b>   41.128 (Black only)	\$ 155
---	--------

<b>PUMPS</b> Custom Pump Locations   69.116-CUS.PMP	No Charge
---	-----------

<b>REMOTE CONTROL</b>   REM.CON	\$ 790
---------------------------------	--------

*Must have system to purchase*

### SKIRTS *For skirt options go to pages 16-17*

<b>TILE FLANGES</b>   FLA.MO-X	\$ 220
--------------------------------	--------

<b>UNDERMOUNT</b>   UNDRMT	No Charge
----------------------------	-----------

<b>WASTE &amp; OVERFLOW</b>   WOV.XX	INCLUDED
--------------------------------------	----------

<b>Cable W/O</b>	No Charge
<i>(WHI, BIS, PC, PB, PN, BC, BB, BN, SC, SB, SN, ORB, PE)</i>	

<b>Cable W/O - Gold Finish Upgrade</b> (PG, BG)	\$ 680
---	--------

<b>Integral W/O</b> (Std. round)   IWO.XX	\$ 380
---	--------

*Waste and overflow manufactured as part of the bath. Comes standard as a round overflow cover.*

*Drain will be a tip-toe style and drain outlet will be a direct drain.*

<b>Linear Integral W/O</b>   LWO-XXX	\$ 380
--------------------------------------	--------

*Waste and overflow manufactured as part of the bath.*

*Drain will be a tip-toe style and drain outlet will be a direct drain.*

<b>Solid Brass Upgrade</b>   SBR.UP	NET \$ 115
-------------------------------------	------------

# LORRAINE I, II, III, IV

60" L x 42" W x 22" D  
 74" L x 44" W x 22" D  
 Must specify lip height when ordering



## MODEL / PRICING

LOR6042ATO	Tub Only	\$ 3,855	LOR7444ATO	Tub Only	\$ 4,015
LOR6042AWP	Whirlpool (8)	\$ 7,180	LOR7444AWP	Whirlpool (8)	\$ 7,690
LOR6042ATA	Thermal Air	\$ 7,435	LOR7444ATA	Thermal Air	\$ 8,025
LOR6042ACO	Combo System	\$ 10,115	LOR7444ACO	Combo System	\$ 10,335

## COLORS *Additional lead time is required for premium colors*

### ACRYLIC BATHTUB COLORS

<b>Standard Colors:</b> White   Biscuit   Bone	Included
<b>Premium Colors:</b> Black   Sterling Silver	\$ 480
<b>Matte Finish:</b>	\$ 1,305

### BACK MASSEUSE SYSTEMS *Additional finishes on page 15*

<b>System I</b> - Manual Control (WP/CO)   BAC.MA1-XXX	\$ 945
<b>System II</b> - Electronic Control (WP/CO)   BAC.MA2-XXX	\$ 1,900
<b>System III</b> - Electronic Control (TA)   BAC.MA3-XXX	\$ 3,010

<b>COLD PLUNGE</b>   CLD.PL	\$ 9,990
-----------------------------	----------

<b>EXPORT CRATE</b>   FRT.EXPCRT	NET \$ 445
----------------------------------	------------

<b>EXTRA HIGH DENSITY</b>   HI.DEN	\$ 735
------------------------------------	--------

### GRAB BARS (Pair) *Additional finishes on page 15*

<b>Standard Grab Bars</b>   GRA.BAR-XXX (Group 1 - PC, PB)	\$ 490
<b>Universal Grab Bars</b>   UGB-XXX (Group 1 - PC, PB)	\$ 525

### HYDRO BLANKET | BLA.HEA-X

2 Zones	\$ 1,905
3 Zones	\$ 2,385
4 Zones	\$ 2,660

<b>HYDRO COAT</b>   HYC.COA	\$ 340
-----------------------------	--------

<b>HYDRO EXPRESS</b>   69.104-HYD.EXP	NET \$ 300
---------------------------------------	------------

<b>HYDRO FILL</b>   HYD.FIL	\$ 500
-----------------------------	--------

### HYDRO FUSION

Hydro Fusion (Tub Only)   29.102	\$ 1,040
Hydro Fusion with Ozone (Tub Only)   29.103	\$ 1,410
Hydro Fusion (TA, Whirlpool, Combo)   29.107	\$ 1,570

<b>HYDRO INDULGE</b>   HYD.IND	\$ 3,680
--------------------------------	----------

### HYDROZONE UV COMBO SYSTEM | OZUV.XXX

Whirlpool and Combo Systems only	
110 V   OZUV.110	\$ 1,220

### INLINE HEATER *Whirlpool and Combo Systems only*

*No dedicated GFI required for 6 amp models.*

12.50 Amps 1.5 KW - 110V   27.100	\$ 850
6.00 Amps 0.75 KW   27.103	\$ 760

## JETS *Additional finishes on page 16*

<b>Additional Standard or Swirling Jet</b> (JET.STD-XX   JET.SWI-XX)	
Group 1 - PC or PB	\$ 245
<b>Swirling Jet Upgrade</b>   JUP.SWI-XX	\$ 70
<b>Micro Therapy Jet</b>   MTJ.XXX (BIS, BLA, BON, SIL, WHI)	\$ 200
<b>Custom Jet Locations</b>   69.116-CUS.JET	No Charge

*(Must include drawing of locations)*

## JET PLATING *For jet plating options go to page 16*

<b>LED TEMP. READOUT KEYPAD</b>   LED.UPG	\$ 555
---	--------

*Upgrade only, must have a keypad controlled system to purchase.*

<b>LIGHTING</b> LED Bath Light Chromotherapy System   LIG.LED	\$ 865
---	--------

## LOW WATER PROTECTION (Includes 30 minute timer)

110V   LOW.WAT-110	\$ 445
--------------------	--------

<b>MICRO MOUNT</b>   69.140MCREDG	\$ 140
-----------------------------------	--------

## MOLDED ARMRESTS

*Some molded armrests add an interior detail line to the bathtub*

2 Armrests (one pair)   ARM.MOL-2	\$ 155
-----------------------------------	--------

<b>NECK MASSEUSE JET PILLOW</b>   PIL.NEC-XX	\$ 890
--	--------

*Available in black, bone and white.*

<b>PADDED HEADREST PILLOW</b>   41.128 (Black only)	\$ 155
---	--------

<b>PUMPS</b> Custom Pump Locations   69.116-CUS.PMP	No Charge
---	-----------

<b>REMOTE CONTROL</b>   REM.CON	\$ 790
---------------------------------	--------

*Must have system to purchase*

<b>WASTE &amp; OVERFLOW</b>   WOV.XX	INCLUDED
--------------------------------------	----------

<b>Integral W/O</b> (Std. round)   IWO.XX	\$ 380
---	--------

<b>Linear Integral W/O</b>   LWO-XXX	\$ 380
--------------------------------------	--------

*Additional finishes on page 17*

# LUCY

66" L x 36" W x 20" D - end drain  
 72" L x 36" W x 20" D - end drain  
 W/O Included  
 Foam fill sound insulator included  
 Remote blower required for Thermal Air system  
 Available as drop-in model, see Lacey page 60



## MODEL / PRICING

LUC6636ATO	Tub Only	\$ 5,775
LUC6636ATA	Thermal Air	\$ 9,095

LUC7236ATO	Tub Only	\$ 5,920
LUC7236ATA	Thermal Air	\$ 9,260

## COLORS *Additional lead time is required for premium colors*

### ACRYLIC BATHTUB COLORS

<b>Standard Colors:</b> White   Biscuit   Bone	Included
<b>Premium Colors:</b> Black   Sterling Silver	\$ 1,350
<b>Matte Finish:</b>	\$ 2,625
<b>Dual Color Option:</b>	\$ 2,375
MODEL/COLOR1/COLOR2 (XXX.XXX.XXX)	

### SURFACES (outside only)

<b>Metallic:</b> Polished Nickel [PN]	\$ 18,300
MODEL/METAL/COLOR (XXX.XXX.XXX)	

<b>COLD PLUNGE</b>   CLD.PL	\$ 9,990
-----------------------------	----------

<b>EXPORT CRATE</b>   FRT.EXPCRT	NET \$ 445
----------------------------------	------------

<b>EXTRA HIGH DENSITY</b>   HI.DEN	\$ 735
------------------------------------	--------

### GRAB BARS (Pair)

<b>Standard Grab Bars</b>   GRA.BAR-XXX	
Group 1 - PC, PB	\$ 490
Group 2 - AB, BB, SB, BC, PN, SN, BN	\$ 635
Group 3 - PG, BG, SG, BIS, WHI, MB	\$ 860

<b>Universal Grab Bars</b>   UGB-XXX	
Group 1 - PC, PB	\$ 525
Group 2 - AB, BB, SB, BC, PN, SN, BN	\$ 680
Group 3 - PG, BG, SG, BIS, WHI, MB	\$ 885

<b>HEATED BACKREST</b>	INCLUDED ON THERMAL AIR
------------------------	-------------------------

<b>HYDRO BLANKET</b>   BLA.HEA-X	
----------------------------------	--

2 Zones	\$ 1,905
3 Zones	\$ 2,385
4 Zones	\$ 2,660
5 Zones (with 2 controls)	\$ 3,000

<b>HYDRO COAT</b>   HYC.COA	\$ 340
-----------------------------	--------

<b>HYDRO EXPRESS</b>   69.104-HYD.EXP	NET \$ 500
---------------------------------------	------------

### HYDRO FUSION

Hydro Fusion (Tub Only)   29.102	\$ 1,040
Hydro Fusion with Ozone (Tub Only)   29.103	\$ 1,410
Hydro Fusion (TA, Whirlpool, Combo)   29.107	\$ 1,570

<b>HYDRO INDULGE</b>   HYD.IND	\$ 3,680
--------------------------------	----------

<b>HYDROZONE</b>	INCLUDED ON THERMAL AIR
------------------	-------------------------

<b>ISLAND TUB DRAIN</b>   ITD.XXX	
-----------------------------------	--

ABS, PVC   ITD.ABS   ITD.PVC	\$ 380
Cast Iron   ITD.CST	\$ 460

<b>LED TEMP. READOUT KEYPAD</b>   LED.UPG	\$ 555
---	--------

*Upgrade only, must have a keypad controlled system to purchase.*

<b>LIGHTING</b> LED Bath Light Chromotherapy System   LIG.LED	\$ 865
---	--------

### MOLDED ARMRESTS

*Some molded armrests add an interior detail line to the bathtub*

2 Armrests (one pair)   ARM.MOL-2	\$ 155
4 Armrests (two pairs)   ARM.MOL-4	\$ 305

<b>PADDED HEADREST PILLOW</b>   41.128 (Black only)	\$ 155
---	--------

<b>REMOTE CONTROL</b>   REM.CON	\$ 790
---------------------------------	--------

*Must have thermal air system to purchase*

### TOWER | TOW-XX

*Must specify size & location on tub. Can hide plumbing, blower, Fusion or Indulge.*

18" or 24"	\$ 1,350	25" - 30"	\$ 1,350
31" - 36"	\$ 1,480	37" - 42"	\$ 1,605
43" - 48"	\$ 1,735	49" - 54"	\$ 1,860
55" - 60"	\$ 1,990	Access Panel	\$ 420

### WASTE & OVERFLOW

<b>Integral W/O</b> (Std. round)   IWO.XX	INCLUDED
WHI, BIS, PC, PB, PN, BC, BB, BN, SC, SB, SN, ORB, PE	No Charge
Gold Finish Upgrade (PG, BG)	\$ 890

<b>Linear Integral W/O</b>   LWO-XXX	NO CHARGE UPGRADE
--------------------------------------	-------------------

# MAKYLA

75" L x 48" W x 21" D  
Includes armrests and seats



## MODEL / PRICING

MAK7548ATO	Tub Only	\$ 4,780	MAK7548ATA	Thermal Air	\$ 10,110
MAK7548AWP	Whirlpool (8)	\$ 9,730	MAK7548ACO	Combo System	\$ 12,355

## COLORS *Additional lead time is required for premium colors*

### ACRYLIC BATHTUB COLORS

<b>Standard Colors:</b> White   Biscuit   Bone	Included
<b>Premium Colors:</b> Black   Sterling Silver	\$ 480
<b>Matte Finish:</b>	\$ 1,305

## BACK MASSEUSE SYSTEMS *Additional finishes on page 15*

<b>System I</b> - Manual Control (WP/CO)   BAC.MA1-XXX	\$ 945
<b>System II</b> - Electronic Control (WP/CO)   BAC.MA2-XXX	\$ 1,900
<b>System III</b> - Electronic Control (TA)   BAC.MA3-XXX	\$ 3,010

<b>COLD PLUNGE</b>   CLD.PL	\$ 9,990
-----------------------------	----------

<b>EXPORT CRATE</b>   FRT.EXPCRT	NET \$ 445
----------------------------------	------------

<b>EXTRA HIGH DENSITY</b>   HI.DEN	\$ 735
------------------------------------	--------

## GRAB BARS (Pair) *Additional finishes on page 15*

<b>Standard Grab Bars</b>   GRA.BAR-XXX (Group 1 - PC, PB)	\$ 490
<b>Universal Grab Bars</b>   UGB-XXX (Group 1 - PC, PB)	\$ 525

## HYDRO BLANKET | BLA.HEA-X

2 Zones	\$ 1,905
3 Zones	\$ 2,385
4 Zones	\$ 2,660

<b>HYDRO COAT</b>   HYC.COA	\$ 340
-----------------------------	--------

<b>HYDRO EXPRESS</b>   69.104-HYD.EXP	NET \$ 300
---------------------------------------	------------

<b>HYDRO FILL</b>   HYD.FIL	\$ 500
-----------------------------	--------

## HYDRO FUSION

Hydro Fusion (Tub Only)   29.102	\$ 1,040
Hydro Fusion with Ozone (Tub Only)   29.103	\$ 1,410
Hydro Fusion (TA, Whirlpool, Combo)   29.107	\$ 1,570

<b>HYDRO INDULGE</b>   HYD.IND	\$ 3,680
--------------------------------	----------

## HYDROZONE UV COMBO SYSTEM | OZUV.XXX

Whirlpool and Combo Systems only 110 V   OZUV.110	\$ 1,220
--	----------

## INLINE HEATER *Whirlpool and Combo Systems only*

*No dedicated GFI required for 6 amp models.*

12.50 Amps 1.5 KW - 110V   27.100	\$ 850
6.00 Amps 0.75 KW   27.103	\$ 760

## JETS *Additional finishes on page 16*

### Additional Standard or Swirling Jet (JET.STD-XX | JET.SWI-XX)

Group 1 - PC or PB	\$ 245
<b>Swirling Jet Upgrade</b>   JUP.SWI-XX	\$ 70
<b>Micro Therapy Jet</b>   MTJ.XXX (BIS, BLA, BON, SIL, WHI)	\$ 200
<b>Custom Jet Locations</b>   69.116-CUS.JET	No Charge

*(Must include drawing of locations)*

## JET PLATING *For jet plating options go to page 16*

<b>LED TEMP. READOUT KEYPAD</b>   LED.UPG	\$ 555
---	--------

*Upgrade only, must have a keypad controlled system to purchase.*

<b>LIGHTING</b> LED Bath Light Chromotherapy System   LIG.LED	\$ 865
---	--------

## LOW WATER PROTECTION (Includes 30 minute timer)

110V   LOW.WAT-110	\$ 445
--------------------	--------

<b>MICRO MOUNT</b>   69.140MCREDG	\$ 140
-----------------------------------	--------

<b>PUMPS</b> Custom Pump Locations   69.116-CUS.PMP	No Charge
---	-----------

<b>REMOTE CONTROL</b>   REM.CON	\$ 790
---------------------------------	--------

*Must have system to purchase*

<b>TILE FLANGES</b>   FLA.MO-X	\$ 220
--------------------------------	--------

<b>UNDERMOUNT</b>   UNDRMT	No Charge
----------------------------	-----------

<b>WASTE &amp; OVERFLOW</b>   WOV.XX	INCLUDED
--------------------------------------	----------

<b>Integral W/O</b> (Std. round)   IWO.XX	\$ 380
<b>Linear Integral W/O</b>   LWO-XXX	\$ 380

*Additional finishes on page 17*

\*The addition of multiple options could impact the equipment fitting inside the perimeter of the tub.

# MALIA

60"L x 32"W x 21"D  
60"L x 42"W x 21"D



## MODEL / PRICING

MAL6032ATO	Tub Only	\$ 2,815
MAL6032AWP	Whirlpool (6)	\$ 5,555
MAL6032ATA	Thermal Air	\$ 6,235
MAL6032ACO	Combo System	\$ 8,750

MAL6042ATO	Tub Only	\$ 2,850
MAL6042AWP	Whirlpool (6)	\$ 5,690
MAL6042ATA	Thermal Air	\$ 6,410
MAL6042ACO	Combo System	\$ 8,810

## COLORS *Additional lead time is required for premium colors*

### ACRYLIC BATHTUB COLORS

<b>Standard Colors:</b> White   Biscuit   Bone	Included
<b>Premium Colors:</b> Black   Sterling Silver	\$ 480
<b>Matte Finish:</b>	\$ 1,305

### BACK MASSEUSE SYSTEMS *Additional finishes on page 15*

<b>System I</b> - Manual Control (WP/CO)   BAC.MA1-XXX	\$ 945
<b>System II</b> - Electronic Control (WP/CO)   BAC.MA2-XXX	\$ 1,900
<b>System III</b> - Electronic Control (TA)   BAC.MA3-XXX	\$ 3,010

### COLD PLUNGE | CLD.PL \$ 9,990

### EXPORT CRATE | FRT.EXPCRT NET \$ 445

### EXTRA HIGH DENSITY | HI.DEN \$ 735

### GRAB BARS (Pair) *Additional finishes on page 15*

<b>Standard Grab Bars</b>   GRA.BAR-XXX (Group 1 - PC, PB)	\$ 490
<b>Universal Grab Bars</b>   UGB-XXX (Group 1 - PC, PB)	\$ 525

### HYDRO BLANKET | BLA.HEA-X

2 Zones	\$ 1,905	4 Zones	\$ 2,660
3 Zones	\$ 2,385	5 Zones	\$ 3,000

### HYDRO COAT | HYC.COA \$ 340

### HYDRO EXPRESS | 69.104-HYD.EXP NET \$ 300

### HYDRO FILL | HYD.FIL \$ 500

### HYDRO FUSION

Hydro Fusion (Tub Only)   29.102	\$ 1,040
Hydro Fusion with Ozone (Tub Only)   29.103	\$ 1,410
Hydro Fusion (TA, Whirlpool, Combo)   29.107	\$ 1,570

### HYDRO INDULGE | HYD.IND \$ 3,680

### HYDROZONE UV COMBO SYSTEM | OZUV.XXX

Whirlpool and Combo Systems only	
110 V   OZUV.110	\$ 1,220

### INLINE HEATER *Whirlpool and Combo Systems only*

*No dedicated GFI required for 6 amp models.*

12.50 Amps 1.5 KW - 110V   27.100	\$ 850
6.00 Amps 0.75 KW   27.103	\$ 760

## JETS *Additional finishes on page 16*

### Additional Standard or Swirling Jet (JET.STD-XX | JET.SWI-XX)

Group 1 - PC or PB	\$ 245
<b>Swirling Jet Upgrade</b>   JUP.SWI-XX	\$ 70
<b>Micro Therapy Jet</b>   MTJ.XXX (BIS, BLA, BON, SIL, WHI)	\$ 200
<b>Custom Jet Locations</b>   69.116-CUS.JET	No Charge

*(Must include drawing of locations)*

### JET PLATING *For jet plating options go to page 16*

### LED TEMP. READOUT KEYPAD | LED.UPG \$ 555

*Upgrade only, must have a keypad controlled system to purchase.*

### LIGHTING LED Bath Light Chromatherapy System | LIG.LED \$ 865

### LOW WATER PROTECTION (Includes 30 minute timer)

### 110V | LOW.WAT-110 \$ 445

### MICRO MOUNT | 69.140MCREDEG \$ 140

### MOLDED ARMRESTS

*Some molded armrests add an interior detail line to the bathtub*

### 2 Armrests (one pair) | ARM.MOL-2 \$ 155

### NECK MASSEUSE JET PILLOW | PIL.NEC-XX \$ 890

*Available in black, bone and white.*

### PADDED HEADREST PILLOW | 41.128 (Black only) \$ 155

### PUMPS **Custom Pump Locations** | 69.116-CUS.PMP No Charge

### REMOTE CONTROL | REM.CON \$ 790

*Must have system to purchase*

### UNDERMOUNT | UNDRMT No Charge

### WASTE & OVERFLOW | WOV.XXX INCLUDED

### Integral W/O (Std. round) | IWO.XX \$ 380

### Linear Integral W/O | LWO-XXX \$ 380

*Additional finishes on page 17*

# MARISSA

70"L x 40"W x 25"D

Includes lumbar support

Available as freestanding model, see Lauren page 64



## MODEL / PRICING

MRS7040ATO	Tub Only	\$ 3,940
MRS7040AWP	Whirlpool (6)	\$ 7,530

MRS7040ATA	Thermal Air	\$ 7,865
MRS7040ACO	Combo System	\$ 10,130

## COLORS *Additional lead time is required for premium colors*

### ACRYLIC BATHTUB COLORS

<b>Standard Colors:</b> White   Biscuit   Bone	Included
<b>Premium Colors:</b> Black   Sterling Silver	\$ 480
<b>Matte Finish:</b>	\$ 1,305

### BACK MASSEUSE SYSTEMS *Additional finishes on page 15*

<b>System I</b> - Manual Control (WP/CO)   BAC.MA1-XXX	\$ 945
<b>System II</b> - Electronic Control (WP/CO)   BAC.MA2-XXX	\$ 1,900
<b>System III</b> - Electronic Control (TA)   BAC.MA3-XXX	\$ 3,010

<b>COLD PLUNGE</b>   CLD.PL	\$ 9,990
-----------------------------	----------

<b>EXPORT CRATE</b>   FRT.EXPCRT	NET \$ 445
----------------------------------	------------

<b>EXTRA HIGH DENSITY</b>   HI.DEN	\$ 735
------------------------------------	--------

### GRAB BARS (Pair) *Additional finishes on page 15*

<b>Standard Grab Bars</b>   GRA.BAR-XXX (Group 1 - PC, PB)	\$ 490
<b>Universal Grab Bars</b>   UGB-XXX (Group 1 - PC, PB)	\$ 525

### HYDRO BLANKET | BLA.HEA-X

2 Zones	\$ 1,905	4 Zones	\$ 2,660
3 Zones	\$ 2,385	5 Zones	\$ 3,000

<b>HYDRO COAT</b>   HYC.COA	\$ 340
-----------------------------	--------

<b>HYDRO EXPRESS</b>   69.104-HYD.EXP	NET \$ 300
---------------------------------------	------------

<b>HYDRO FILL</b>   HYD.FIL	\$ 500
-----------------------------	--------

### HYDRO FUSION

Hydro Fusion (Tub Only)   29.102	\$ 1,040
Hydro Fusion with Ozone (Tub Only)   29.103	\$ 1,410
Hydro Fusion (TA, Whirlpool, Combo)   29.107	\$ 1,570

<b>HYDRO INDULGE</b>   HYD.IND	\$ 3,680
--------------------------------	----------

### HYDROZONE UV COMBO SYSTEM | OZUV.XXX

Whirlpool and Combo Systems only	
110 V   OZUV.110	\$ 1,220

### INLINE HEATER *Whirlpool and Combo Systems only*

*No dedicated GFI required for 6 amp models.*

12.50 Amps 1.5 KW - 110V   27.100	\$ 850
6.00 Amps 0.75 KW   27.103	\$ 760

## JETS *Additional finishes on page 16*

### Additional Standard or Swirling Jet (JET.STD-XX | JET.SWI-XX)

Group 1 - PC or PB	\$ 245
<b>Swirling Jet Upgrade</b>   JUP.SWI-XX	\$ 70
<b>Micro Therapy Jet</b>   MTJ.XXX (BIS, BLA, BON, SIL, WHI)	\$ 200
<b>Custom Jet Locations</b>   69.116-CUS.JET	No Charge

*(Must include drawing of locations)*

### JET PLATING *For jet plating options go to page 16*

<b>LED TEMP. READOUT KEYPAD</b>   LED.UPG	\$ 555
---	--------

*Upgrade only, must have a keypad controlled system to purchase.*

<b>LIGHTING</b> LED Bath Light Chromotherapy System   LIG.LED	\$ 865
---	--------

### LOW WATER PROTECTION (Includes 30 minute timer)

110V   LOW.WAT-110	\$ 445
--------------------	--------

<b>MICRO MOUNT</b>   69.140MCREDG	\$ 140
-----------------------------------	--------

### MOLDED ARMRESTS

*Some molded armrests add an interior detail line to the bathtub*

2 Armrests (one pair)   ARM.MOL-2	\$ 155
-----------------------------------	--------

<b>NECK MASSEUSE JET PILLOW</b>   PIL.NEC-XX	\$ 890
--	--------

*Available in black, bone and white.*

<b>PADDED HEADREST PILLOW</b>   41.128 (Black only)	\$ 155
---	--------

<b>PUMPS</b> Custom Pump Locations   69.116-CUS.PMP	No Charge
---	-----------

<b>REMOTE CONTROL</b>   REM.CON	\$ 790
---------------------------------	--------

*Must have system to purchase*

<b>WASTE &amp; OVERFLOW</b>   WOV.XX	INCLUDED
--------------------------------------	----------

<b>Integral W/O</b> (Std. round)   IWO.XX	\$ 380
---	--------

<b>Linear Integral W/O</b>   LWO-XXX	\$ 380
--------------------------------------	--------

*Additional finishes on page 17*

# MARLIE

- 60" L x 30" W x 20" D
- 60" L x 32" W x 20" D
- 60" L x 36" W x 20" D
- 66" L x 32" W x 20" D
- 66" L x 36" W x 20" D

Hidden end drain cover

Available as freestanding model, see Lexie page 65



## MODEL / PRICING

MRL6030ATO	Tub Only	\$ 3,160	MRL6032ACO	Combo System	\$ 9,725	MRL6632ATA	Thermal Air	\$ 7,350
MRL6030AWP	Whirlpool (6)	\$ 6,995	MRL6036ATO	Tub Only	\$ 3,275	MRL6632ACO	Combo System	\$ 9,820
MRL6030ATA	Thermal Air	\$ 7,220	MRL6036AWP	Whirlpool (6)	\$ 7,130	MRL6636ATO	Tub Only	\$ 3,435
MRL6030ACO	Combo System	\$ 9,675	MRL6036ATA	Thermal Air	\$ 7,350	MRL6636AWP	Whirlpool (6)	\$ 7,185
MRL6032ATO	Tub Only	\$ 3,195	MRL6036ACO	Combo System	\$ 9,820	MRL6636ATA	Thermal Air	\$ 7,430
MRL6032AWP	Whirlpool (6)	\$ 7,025	MRL6632ATO	Tub Only	\$ 3,275	MRL6636ACO	Combo System	\$ 9,900
MRL6032ATA	Thermal Air	\$ 7,260	MRL6632AWP	Whirlpool (6)	\$ 7,095			

## COLORS *Additional lead time is required for premium colors*

### ACRYLIC BATHTUB COLORS

<b>Standard Colors:</b> White   Biscuit   Bone	Included
<b>Premium Colors:</b> Black   Sterling Silver	\$ 480
<b>Matte Finish:</b>	\$ 1,305

### BACK MASSEUSE SYSTEMS *Additional finishes on page 15*

<b>System I</b> - Manual Control (WP/CO)   BAC.MA1-XXX	\$ 945
<b>System II</b> - Electronic Control (WP/CO)   BAC.MA2-XXX	\$ 1,900
<b>System III</b> - Electronic Control (TA)   BAC.MA3-XXX	\$ 3,010

### COLD PLUNGE | CLD.PL \$ 9,990

### EXPORT CRATE | FRT.EXPCRT NET \$ 445

### EXTRA HIGH DENSITY | HI.DEN \$ 735

### GRAB BARS (Pair) *Additional finishes on page 15*

<b>Standard Grab Bars</b>   GRA.BAR-XXX (Group 1 - PC, PB)	\$ 490
<b>Universal Grab Bars</b>   UGB-XXX (Group 1 - PC, PB)	\$ 525

### HYDRO BLANKET | BLA.HEA-X

2 Zones	\$ 1,905	4 Zones	\$ 2,660
3 Zones	\$ 2,385	5 Zones	\$ 3,000

### HYDRO COAT | HYC.COA \$ 340

### HYDRO EXPRESS | 69.104-HYD.EXP NET \$ 300

### HYDRO FILL | HYD.FIL \$ 500

### HYDRO FUSION

Hydro Fusion (Tub Only)   29.102	\$ 1,040
Hydro Fusion with Ozone (Tub Only)   29.103	\$ 1,410
Hydro Fusion (TA, Whirlpool, Combo)   29.107	\$ 1,570

### HYDRO INDULGE | HYD.IND \$ 3,680

### HYDROZONE UV COMBO SYSTEM | OZUV.XXX

Whirlpool and Combo Systems only	
110 V   OZUV.110	\$ 1,220

### INLINE HEATER *Whirlpool and Combo Systems only*

*No dedicated GFI required for 6 amp models.*

12.50 Amps 1.5 KW - 110V   27.100	\$ 850
6.00 Amps 0.75 KW   27.103	\$ 760

## JETS *Additional finishes on page 16*

### Additional Standard or Swirling Jet (JET.STD-XX | JET.SWI-XX)

Group 1 - PC or PB	\$ 245
<b>Swirling Jet Upgrade</b>   JUP.SWI-XX	\$ 70
<b>Micro Therapy Jet</b>   MTJ.XXX (BIS, BLA, BON, SIL, WHI)	\$ 200
<b>Custom Jet Locations</b>   69.116-CUS.JET	No Charge

### JET PLATING *For jet plating options go to page 16*

### LED TEMP. READOUT KEYPAD | LED.UPG \$ 555

*Upgrade only, must have a keypad controlled system to purchase.*

### LIGHTING LED Bath Light Chromatherapy System | LIG.LED \$ 865

### LOW WATER PROTECTION (Includes 30 minute timer)

### 110V | LOW.WAT-110 \$ 445

### MICRO MOUNT | 69.140MCREDG \$ 140

### MOLDED ARMRESTS *(may add interior detail line to bathtub)*

### 2 Armrests (one pair) | ARM.MOL-2 \$ 155

### NECK MASSEUSE JET PILLOW | PIL.NEC-XX \$ 890

*Available in black, bone and white.*

### PUMPS **Custom Pump Locations** | 69.116-CUS.PMP No Charge

### REMOTE CONTROL | REM.CON \$ 790

*Must have system to purchase*

### SKIRTS *For skirt options go to pages 16-17*

### TILE FLANGES | FLA.MO-X \$ 220

### UNDERMOUNT | UNDRMT No Charge

### WASTE & OVERFLOW | WOV.XX INCLUDED

# MELISSA

66" L x 36" W x 20" D  
72" L x 36" W x 20" D



## MODEL / PRICING

MEL6636ATO	Tub Only	\$ 2,750
MEL6636AWP	Whirlpool (6)	\$ 6,475
MEL6636ATA	Thermal Air	\$ 6,720
MEL6636ACO	Combo System	\$ 9,760

MEL7236ATO	Tub Only	\$ 2,880
MEL7236AWP	Whirlpool (8)	\$ 6,845
MEL7236ATA	Thermal Air	\$ 6,860
MEL7236ACO	Combo System	\$ 10,115

## COLORS *Additional lead time is required for premium colors*

### ACRYLIC BATHTUB COLORS

<b>Standard Colors:</b> White   Biscuit   Bone	Included
<b>Premium Colors:</b> Black   Sterling Silver	\$ 480
<b>Matte Finish:</b>	\$ 1,305

### BACK MASSEUSE SYSTEMS *Additional finishes on page 15*

<b>System I</b> - Manual Control (WP/CO)   BAC.MA1-XXX	\$ 945
<b>System II</b> - Electronic Control (WP/CO)   BAC.MA2-XXX	\$ 1,900
<b>System III</b> - Electronic Control (TA)   BAC.MA3-XXX	\$ 3,010

<b>COLD PLUNGE</b>   CLD.PL	\$ 9,990
-----------------------------	----------

<b>EXPORT CRATE</b>   FRT.EXPCRT	NET \$ 445
----------------------------------	------------

<b>EXTRA HIGH DENSITY</b>   HI.DEN	\$ 735
------------------------------------	--------

### GRAB BARS (Pair) *Additional finishes on page 15*

<b>Standard Grab Bars</b>   GRA.BAR-XXX (Group 1 - PC, PB)	\$ 490
<b>Universal Grab Bars</b>   UGB-XXX (Group 1 - PC, PB)	\$ 525

### HYDRO BLANKET | BLA.HEA-X

2 Zones	\$ 1,905	4 Zones	\$ 2,660
3 Zones	\$ 2,385	5 Zones	\$ 3,000

<b>HYDRO COAT</b>   HYC.COA	\$ 340
-----------------------------	--------

<b>HYDRO EXPRESS</b>   69.104-HYD.EXP	NET \$ 300
---------------------------------------	------------

<b>HYDRO FILL</b>   HYD.FIL	\$ 500
-----------------------------	--------

### HYDRO FUSION

Hydro Fusion (Tub Only)   29.102	\$ 1,040
Hydro Fusion with Ozone (Tub Only)   29.103	\$ 1,410
Hydro Fusion (TA, Whirlpool, Combo)   29.107	\$ 1,570

<b>HYDRO INDULGE</b>   HYD.IND	\$ 3,680
--------------------------------	----------

### HYDROZONE UV COMBO SYSTEM | OZUV.XXX

Whirlpool and Combo Systems only	
110 V   OZUV.110	\$ 1,220

### INLINE HEATER *Whirlpool and Combo Systems only*

<i>No dedicated GFI required for 6 amp models.</i>	
12.50 Amps 1.5 KW - 110V   27.100	\$ 850
6.00 Amps 0.75 KW   27.103	\$ 760

## JETS *Additional finishes on page 16*

<b>Additional Standard or Swirling Jet</b> (JET.STD-XX   JET.SWI-XX)	
Group 1 - PC or PB	\$ 245
<b>Swirling Jet Upgrade</b>   JUP.SWI-XX	\$ 70
<b>Micro Therapy Jet</b>   MTJ.XXX (BIS, BLA, BON, SIL, WHI)	\$ 200
<b>Custom Jet Locations</b>   69.116-CUS.JET	No Charge
<i>(Must include drawing of locations)</i>	

## JET PLATING *For jet plating options go to page 16*

<b>LED TEMP. READOUT KEYPAD</b>   LED.UPG	\$ 555
---	--------

*Upgrade only, must have a keypad controlled system to purchase.*

<b>LIGHTING</b> LED Bath Light Chromotherapy System   LIG.LED	\$ 865
---	--------

### LOW WATER PROTECTION (Includes 30 minute timer)

110V   LOW.WAT-110	\$ 445
--------------------	--------

<b>MICRO MOUNT</b>   69.140MCREDG	\$ 140
-----------------------------------	--------

### MOLDED ARMRESTS *(may add interior detail line to bathtub)*

2 Armrests (one pair)   ARM.MOL-2	\$ 155
-----------------------------------	--------

<b>NECK MASSEUSE JET PILLOW</b>   PIL.NEC-XX	\$ 890
--	--------

*Available in black, bone and white.*

<b>PADDED HEADREST PILLOW</b>   41.128 (Black only)	\$ 155
---	--------

<b>PUMPS</b> <b>Custom Pump Locations</b>   69.116-CUS.PMP	No Charge
--	-----------

<b>REMOTE CONTROL</b>   REM.CON	\$ 790
---------------------------------	--------

*Must have system to purchase*

## SKIRTS *For skirt options go to pages 16-17*

<b>TILE FLANGES</b>   FLA.MO-X	\$ 220
--------------------------------	--------

<b>UNDERMOUNT</b>   UNDRMT	No Charge
----------------------------	-----------

<b>WASTE &amp; OVERFLOW</b>   WOV.XX	INCLUDED
--------------------------------------	----------

<b>Integral W/O</b> (Std. round)   IWO.XX	\$ 380
---	--------


<b>Linear Integral W/O</b>   LWO-XXX	\$ 380
--------------------------------------	--------

*Additional finishes on page 17*

# MELLENIE

70" L x 36" W x 22" H

Available as freestanding model, see Davinci page 32



## MODEL / PRICING

MEN7036ATO	Tub Only	\$ 3,605
MEN7036AWP	Whirlpool (6)	\$ 7,435

MEN7036ATA	Thermal Air	\$ 7,865
MEN7036ACO	Combo System	\$ 10,335

## COLORS *Additional lead time is required for premium colors*

### ACRYLIC BATHTUB COLORS

<b>Standard Colors:</b> White   Biscuit   Bone	Included
<b>Premium Colors:</b> Black   Sterling Silver	\$ 480
<b>Matte Finish:</b>	\$ 1,305

### BACK MASSEUSE SYSTEMS *Additional finishes on page 15*

<b>System I</b> - Manual Control (WP/CO)   BAC.MA1-XXX	\$ 945
<b>System II</b> - Electronic Control (WP/CO)   BAC.MA2-XXX	\$ 1,900
<b>System III</b> - Electronic Control (TA)   BAC.MA3-XXX	\$ 3,010

<b>COLD PLUNGE</b>   CLD.PL	\$ 9,990
-----------------------------	----------

<b>EXPORT CRATE</b>   FRT.EXPCRT	NET \$ 445
----------------------------------	------------

<b>EXTRA HIGH DENSITY</b>   HI.DEN	\$ 735
------------------------------------	--------

### GRAB BARS (Pair) *Additional finishes on page 15*

<b>Standard Grab Bars</b>   GRA.BAR-XXX (Group 1 - PC, PB)	\$ 490
<b>Universal Grab Bars</b>   UGB-XXX (Group 1 - PC, PB)	\$ 525

### HYDRO BLANKET | BLA.HEA-X

2 Zones	\$ 1,905
3 Zones	\$ 2,385
4 Zones	\$ 2,660

<b>HYDRO COAT</b>   HYC.COA	\$ 340
-----------------------------	--------

<b>HYDRO EXPRESS</b>   69.104-HYD.EXP	NET \$ 300
---------------------------------------	------------

<b>HYDRO FILL</b>   HYD.FIL	\$ 500
-----------------------------	--------

### HYDRO FUSION

Hydro Fusion (Tub Only)   29.102	\$ 1,040
Hydro Fusion with Ozone (Tub Only)   29.103	\$ 1,410
Hydro Fusion (TA, Whirlpool, Combo)   29.107	\$ 1,570

<b>HYDRO INDULGE</b>   HYD.IND	\$ 3,680
--------------------------------	----------

### HYDROZONE UV COMBO SYSTEM | OZUV.XXX

Whirlpool and Combo Systems only	
110 V   OZUV.110	\$ 1,220

### INLINE HEATER *Whirlpool and Combo Systems only*

<i>No dedicated GFI required for 6 amp models.</i>	
12.50 Amps 1.5 KW - 110V   27.100	\$ 850
6.00 Amps 0.75 KW   27.103	\$ 760

## JETS *Additional finishes on page 16*

### Additional Standard or Swirling Jet (JET.STD-XX | JET.SWI-XX)

Group 1 - PC or PB	\$ 245
<b>Swirling Jet Upgrade</b>   JUP.SWI-XX	\$ 70
<b>Micro Therapy Jet</b>   MTJ.XXX (BIS, BLA, BON, SIL, WHI)	\$ 200
<b>Custom Jet Locations</b>   69.116-CUS.JET	No Charge

*(Must include drawing of locations)*

### JET PLATING *For jet plating options go to page 16*

<b>LED TEMP. READOUT KEYPAD</b>   LED.UPG	\$ 555
---	--------

*Upgrade only, must have a keypad controlled system to purchase.*

<b>LIGHTING</b> LED Bath Light Chromatherapy System   LIG.LED	\$ 865
---	--------

### LOW WATER PROTECTION (Includes 30 minute timer)

110V   LOW.WAT-110	\$ 445
--------------------	--------

<b>MICRO MOUNT</b>   69.140MCREDG	\$ 140
-----------------------------------	--------

<b>NECK MASSEUSE JET PILLOW</b>   PIL.NEC-XX	\$ 890
--	--------

*Available in black, bone and white.*

<b>PADDED HEADREST PILLOW</b>   41.128 (Black only)	\$ 155
---	--------

<b>PUMPS</b> Custom Pump Locations   69.116-CUS.PMP	No Charge
---	-----------

<b>REMOTE CONTROL</b>   REM.CON	\$ 790
---------------------------------	--------

*Must have system to purchase*

<b>TILE FLANGES</b>   FLA.MO-X	\$ 220
--------------------------------	--------

<b>UNDERMOUNT</b>   UNDRMT	No Charge
----------------------------	-----------

<b>WASTE &amp; OVERFLOW</b>   WOV.XX	INCLUDED
--------------------------------------	----------

<b>Integral W/O</b> (Std. round)   IWO.XX	\$ 380
<b>Linear Integral W/O</b>   LWO-XXX	\$ 380

*Additional finishes on page 17*

\*The addition of multiple options could impact the equipment fitting inside the perimeter of the tub.

# MICHELANGELO

66" L x 36" W x 23" D - side center drain  
 70" L x 36" W x 23" D - side center drain  
 W/O Included  
 Foam fill sound insulator included  
 Remote blower required for Thermal Air system



## MODEL / PRICING

MMI6636ATO	Tub Only	\$ 11,430	MMI7036ATO	Tub Only	\$ 11,710
MMI6636ATA	Thermal Air	\$ 15,900	MMI7036ATA	Thermal Air	\$ 16,060

## COLORS *Additional lead time is required for premium colors*

### ACRYLIC BATHTUB COLORS

<b>Standard Colors:</b> White   Biscuit   Bone	Included
<b>Premium Colors:</b> Black   Sterling Silver	\$ 1,350
<b>Matte Finish:</b>	\$ 2,625

### SURFACES (outside only)

<b>Metallic:</b> Polished Nickel [PN]	\$ 18,300
MODEL/METAL/COLOR (XXX.XXX.XXX)	

<b>COLD PLUNGE</b>   CLD.PL	\$ 9,990
-----------------------------	----------

<b>EXPORT CRATE</b>   FRT.EXPCRT	NET \$ 445
----------------------------------	------------

<b>EXTRA HIGH DENSITY</b>   HI.DEN	\$ 735
------------------------------------	--------

### GRAB BARS (Pair)

<b>Standard Grab Bars</b>   GRA.BAR-XXX	
Group 1 - PC, PB	\$ 490
Group 2 - AB, BB, SB, BC, PN, SN, BN	\$ 635
Group 3 - PG, BG, SG, BIS, WHI, MB	\$ 860
<b>Universal Grab Bars</b>   UGB-XXX	
Group 1 - PC, PB	\$ 525
Group 2 - AB, BB, SB, BC, PN, SN, BN	\$ 680
Group 3 - PG, BG, SG, BIS, WHI, MB	\$ 885

<b>HEATED BACKREST</b>	INCLUDED ON THERMAL AIR
------------------------	-------------------------

<b>HYDRO BLANKET</b>   BLA.HEA-X	
2 Zones	\$ 1,905
3 Zones	\$ 2,385
4 Zones	\$ 2,660
5 Zones (with 2 controls)	\$ 3,000

<b>HYDRO COAT</b>   HYC.COA	\$ 340
-----------------------------	--------

<b>HYDRO EXPRESS</b>   69.104-HYD.EXP	NET \$ 500
---------------------------------------	------------

### HYDRO FUSION

Hydro Fusion (Tub Only)   29.102	\$ 1,040
Hydro Fusion with Ozone (Tub Only)   29.103	\$ 1,410
Hydro Fusion (TA, Whirlpool, Combo)   29.107	\$ 1,570

<b>HYDRO INDULGE</b>   HYD.IND	\$ 3,680
--------------------------------	----------

<b>HYDROZONE</b>	INCLUDED ON THERMAL AIR
------------------	-------------------------

<b>ISLAND TUB DRAIN</b>   ITD.XXX	
-----------------------------------	--

ABS, PVC   ITD.ABS   ITD.PVC	\$ 380
Cast Iron   ITD.CST	\$ 460

<b>LED TEMP. READOUT KEYPAD</b>   LED.UPG	\$ 555
---	--------

*Upgrade only, must have a keypad controlled system to purchase.*

<b>LIGHTING</b> LED Bath Light Chromotherapy System   LIG.LED	\$ 865
---	--------

<b>REMOTE CONTROL</b>   REM.CON	\$ 790
---------------------------------	--------

*Must have thermal air system to purchase*

### TOWER | TOW-XX

*Must specify size & location on tub. Can hide plumbing, blower, Fusion or Indulge.*

18" or 24"	\$ 1,350	25" - 30"	\$ 1,350
31" - 36"	\$ 1,480	37" - 42"	\$ 1,605
43" - 48"	\$ 1,735	49" - 54"	\$ 1,860
55" - 60"	\$ 1,990	Access Panel	\$ 420

### WASTE & OVERFLOW

<b>Integral W/O</b> (Std. round)   IWO.XX	INCLUDED
WHI, BIS, PC, PB, PN, BC, BB, BN, SC, SB, SN, ORB, PE	No Charge
Gold Finish Upgrade (PG, BG)	\$ 890

<b>Linear Integral W/O</b>   LWO-XXX	NO CHARGE UPGRADE
--------------------------------------	-------------------

# MONET

60" L x 36" W x 21" D - end drain  
 W/O Included  
 Foam fill sound insulator included  
 Remote blower required for Thermal Air system  
 Available as drop-in model, see Desilu page 35



## MODEL / PRICING

MMO6036ATO Tub Only \$ 7,065

MMO6036ATA Thermal Air \$ 10,920

### COLORS *Additional lead time is required for premium colors*

#### ACRYLIC BATHTUB COLORS

**Standard Colors:** White | Biscuit | Bone Included  
**Premium Colors:** Black | Sterling Silver \$ 1,350  
**Matte Finish:** \$ 2,625

#### SURFACES (outside only)

**Metallic:** Polished Nickel [PN] \$ 18,300  
 MODEL/METAL/COLOR (XXX.XXX.XXX)

**COLD PLUNGE** | CLD.PL \$ 9,990

**EXPORT CRATE** | FRT.EXPCRT NET \$ 445

**EXTRA HIGH DENSITY** | HI.DEN \$ 735

#### GRAB BARS (Pair)

**Standard Grab Bars** | GRA.BAR-XXX  
 Group 1 - PC, PB \$ 490  
 Group 2 - AB, BB, SB, BC, PN, SN, BN \$ 635  
 Group 3 - PG, BG, SG, BIS, WHI, MB \$ 860

**Universal Grab Bars** | UGB-XXX  
 Group 1 - PC, PB \$ 525  
 Group 2 - AB, BB, SB, BC, PN, SN, BN \$ 680  
 Group 3 - PG, BG, SG, BIS, WHI, MB \$ 885

#### HYDRO BLANKET | BLA.HEA-X

2 Zones \$ 1,905  
 3 Zones \$ 2,385  
 4 Zones \$ 2,660

**HYDRO COAT** | HYC.COA \$ 340

**HYDRO EXPRESS** | 69.104-HYD.EXP NET \$ 500

#### HYDRO FUSION

Hydro Fusion (Tub Only) | 29.102 \$ 1,040  
 Hydro Fusion with Ozone (Tub Only) | 29.103 \$ 1,410  
 Hydro Fusion (TA, Whirlpool, Combo) | 29.107 \$ 1,570

**HYDRO INDULGE** | HYD.IND \$ 3,680

**HYDROZONE** INCLUDED ON THERMAL AIR

#### ISLAND TUB DRAIN | ITD.XXX

ABS, PVC | ITD.ABS | ITD.PVC \$ 380  
 Cast Iron | ITD.CST \$ 460

**LED TEMP. READOUT KEYPAD** | LED.UPG \$ 555

*Upgrade only, must have a keypad controlled system to purchase.*

**LIGHTING** LED Bath Light Chromotherapy System | LIG.LED \$ 865

**REMOTE CONTROL** | REM.CON \$ 790

*Must have thermal air system to purchase*

#### TOWER | TOW-XX

*Must specify size & location on tub. Can hide plumbing, blower, Fusion or Indulge.*

18" or 24" \$ 1,350	25" - 30" \$ 1,350
31" - 36" \$ 1,480	37" - 42" \$ 1,605
43" - 48" \$ 1,735	49" - 54" \$ 1,860
55" - 60" \$ 1,990	Access Panel \$ 420

#### WASTE & OVERFLOW

**Integral W/O** (Std. round) | IWO.XX INCLUDED  
 WHI, BIS, PC, PB, PN, BC, BB, BN, SC, SB, SN, ORB, PE No Charge  
 Gold Finish Upgrade (PG, BG) \$ 890

**Linear Integral W/O** | LWO-XXX NO CHARGE UPGRADE

# MONTEREY

60" L x 42" W x 24" D  
 72" L x 42" W x 24" D  
 Includes lumbar support



## MODEL / PRICING

MON6042ATO	Tub Only	\$ 3,745	MON7242ATO	Tub Only	\$ 3,850
MON6042AWP	Whirlpool (8)	\$ 6,725	MON7242AWP	Whirlpool (8)	\$ 7,515
MON6042ATA	Thermal Air	\$ 7,530	MON7242ATA	Thermal Air	\$ 7,475
MON6042ACO	Combo System	\$ 9,995	MON7242ACO	Combo System	\$ 10,005

## COLORS *Additional lead time is required for premium colors*

### ACRYLIC BATHTUB COLORS

<b>Standard Colors:</b> White   Biscuit   Bone	Included
<b>Premium Colors:</b> Black   Sterling Silver	\$ 480
<b>Matte Finish:</b>	\$ 1,305

### BACK MASSEUSE SYSTEMS *Additional finishes on page 15*

<b>System I</b> - Manual Control (WP/CO)   BAC.MA1-XXX	\$ 945
<b>System II</b> - Electronic Control (WP/CO)   BAC.MA2-XXX	\$ 1,900
<b>System III</b> - Electronic Control (TA)   BAC.MA3-XXX	\$ 3,010

<b>COLD PLUNGE</b>   CLD.PL	\$ 9,990
-----------------------------	----------

<b>EXPORT CRATE</b>   FRT.EXPCRT	NET \$ 445
----------------------------------	------------

<b>EXTRA HIGH DENSITY</b>   HI.DEN	\$ 735
------------------------------------	--------

### GRAB BARS (Pair) *Additional finishes on page 15*

<b>Standard Grab Bars</b>   GRA.BAR-XXX (Group 1 - PC, PB)	\$ 490
<b>Universal Grab Bars</b>   UGB-XXX (Group 1 - PC, PB)	\$ 525

### HYDRO BLANKET | BLA.HEA-X

2 Zones	\$ 1,905
3 Zones	\$ 2,385
4 Zones	\$ 2,660

<b>HYDRO COAT</b>   HYC.COA	\$ 340
-----------------------------	--------

<b>HYDRO EXPRESS</b>   69.104-HYD.EXP	NET \$ 300
---------------------------------------	------------

<b>HYDRO FILL</b>   HYD.FIL	\$ 500
-----------------------------	--------

### HYDRO FUSION

Hydro Fusion (Tub Only)   29.102	\$ 1,040
Hydro Fusion with Ozone (Tub Only)   29.103	\$ 1,410
Hydro Fusion (TA, Whirlpool, Combo)   29.107	\$ 1,570

<b>HYDRO INDULGE</b>   HYD.IND	\$ 3,680
--------------------------------	----------

### HYDROZONE UV COMBO SYSTEM | OZUV.XXX

Whirlpool and Combo Systems only 110 V   OZUV.110	\$ 1,220
--	----------

### INLINE HEATER *Whirlpool and Combo Systems only*

*No dedicated GFI required for 6 amp models.*

12.50 Amps 1.5 KW - 110V   27.100	\$ 850
6.00 Amps 0.75 KW   27.103	\$ 760

## JETS *Additional finishes on page 16*

<b>Additional Standard or Swirling Jet</b> (JET.STD-XX   JET.SWI-XX) Group 1 - PC or PB	\$ 245
<b>Swirling Jet Upgrade</b>   JUP.SWI-XX	\$ 70
<b>Micro Therapy Jet</b>   MTJ.XXX (BIS, BLA, BON, SIL, WHI)	\$ 200
<b>Custom Jet Locations</b>   69.116-CUS.JET	No Charge

*(Must include drawing of locations)*

## JET PLATING *For jet plating options go to page 16*

<b>LED TEMP. READOUT KEYPAD</b>   LED.UPG	\$ 555
---	--------

*Upgrade only, must have a keypad controlled system to purchase.*

<b>LIGHTING</b> LED Bath Light Chromotherapy System   LIG.LED	\$ 865
---	--------

## LOW WATER PROTECTION (Includes 30 minute timer)

110V   LOW.WAT-110	\$ 445
--------------------	--------

<b>MICRO MOUNT</b>   69.140MCREDDG	\$ 140
------------------------------------	--------

<b>NECK MASSEUSE JET PILLOW</b>   PIL.NEC-XX	\$ 890
--	--------

*Available in black, bone and white.*

<b>PADDED HEADREST PILLOW</b>   41.128 (Black only)	\$ 155
---	--------

<b>PUMPS</b> Custom Pump Locations   69.116-CUS.PMP	No Charge
---	-----------

<b>REMOTE CONTROL</b>   REM.CON	\$ 790
---------------------------------	--------

*Must have system to purchase*

<b>TILE FLANGES</b>   FLA.MO-X	\$ 220
--------------------------------	--------

<b>UNDERMOUNT</b>   UNDRMT	No Charge
----------------------------	-----------

<b>WASTE &amp; OVERFLOW</b>   WOV.XX	INCLUDED
--------------------------------------	----------

<b>Integral W/O</b> (Std. round)   IWO.XX	\$ 380
<b>Linear Integral W/O</b>   LWO-XXX	\$ 380

*Additional finishes on page 17*

# MYSTIQUE

78" L x 44" W x 22" D

Includes pillows



## MODEL / PRICING

MYS7844ATO	Tub Only	\$ 4,845
MYS7844AWP	Whirlpool (10)	\$ 9,315

MYS7844ATA	Thermal Air	\$ 9,145
MYS7844ACO	Combo System	\$ 12,140

## COLORS *Additional lead time is required for premium colors*

### ACRYLIC BATHTUB COLORS

<b>Standard Colors:</b> White   Biscuit   Bone	Included
<b>Premium Colors:</b> Black   Sterling Silver	\$ 480
<b>Matte Finish:</b>	\$ 1,305

### BACK MASSEUSE SYSTEMS *Additional finishes on page 15*

<b>System I</b> - Manual Control (WP/CO)   BAC.MA1-XXX	\$ 945
<b>System II</b> - Electronic Control (WP/CO)   BAC.MA2-XXX	\$ 1,900
<b>System III</b> - Electronic Control (TA)   BAC.MA3-XXX	\$ 3,010

<b>COLD PLUNGE</b>   CLD.PL	\$ 9,990
-----------------------------	----------

<b>EXPORT CRATE</b>   FRT.EXPCRT	NET \$ 445
----------------------------------	------------

<b>EXTRA HIGH DENSITY</b>   HI.DEN	\$ 735
------------------------------------	--------

### GRAB BARS (Pair) *Additional finishes on page 15*

<b>Standard Grab Bars</b>   GRA.BAR-XXX (Group 1 - PC, PB)	\$ 490
<b>Universal Grab Bars</b>   UGB-XXX (Group 1 - PC, PB)	\$ 525

### HYDRO BLANKET | BLA.HEA-X

2 Zones	\$ 1,905
3 Zones	\$ 2,385
4 Zones	\$ 2,660

<b>HYDRO COAT</b>   HYC.COA	\$ 340
-----------------------------	--------

<b>HYDRO EXPRESS</b>   69.104-HYD.EXP	NET \$ 300
---------------------------------------	------------

<b>HYDRO FILL</b>   HYD.FIL	\$ 500
-----------------------------	--------

### HYDRO FUSION

Hydro Fusion (Tub Only)   29.102	\$ 1,040
Hydro Fusion with Ozone (Tub Only)   29.103	\$ 1,410
Hydro Fusion (TA, Whirlpool, Combo)   29.107	\$ 1,570

<b>HYDRO INDULGE</b>   HYD.IND	\$ 3,680
--------------------------------	----------

### HYDROZONE UV COMBO SYSTEM | OZUV.XXX

Whirlpool and Combo Systems only	
110 V   OZUV.110	\$ 1,220

### INLINE HEATER *Whirlpool and Combo Systems only*

*No dedicated GFI required for 6 amp models.*

12.50 Amps 1.5 KW - 110V   27.100	\$ 850
6.00 Amps 0.75 KW   27.103	\$ 760

## JETS *Additional finishes on page 16*

### Additional Standard or Swirling Jet (JET.STD-XX | JET.SWI-XX)

Group 1 - PC or PB	\$ 245
<b>Swirling Jet Upgrade</b>   JUP.SWI-XX	\$ 70
<b>Micro Therapy Jet</b>   MTJ.XXX (BIS, BLA, BON, SIL, WHI)	\$ 200
<b>Custom Jet Locations</b>   69.116-CUS.JET	No Charge

*(Must include drawing of locations)*

### JET PLATING *For jet plating options go to page 16*

<b>LED TEMP. READOUT KEYPAD</b>   LED.UPG	\$ 555
---	--------

*Upgrade only, must have a keypad controlled system to purchase.*

<b>LIGHTING</b> LED Bath Light Chromotherapy System   LIG.LED	\$ 865
---	--------

### LOW WATER PROTECTION (Includes 30 minute timer)

110V   LOW.WAT-110	\$ 445
--------------------	--------

<b>PUMPS</b> Custom Pump Locations   69.116-CUS.PMP	No Charge
---	-----------

<b>REMOTE CONTROL</b>   REM.CON	\$ 790
---------------------------------	--------

*Must have system to purchase*

<b>WASTE &amp; OVERFLOW</b>   WOV.XX	INCLUDED
--------------------------------------	----------

<b>Integral W/O</b> (Std. round)   IWO.XX	\$ 380
---	--------

<b>Linear Integral W/O</b>   LWO-XXX	\$ 380
--------------------------------------	--------

*Additional finishes on page 17*

# NATALIE

78" L x 44" W x 24" D  
Includes armrests



## MODEL / PRICING

NAT7844ATO	Tub Only	\$ 4,780	NAT7844ATA	Thermal Air	\$ 10,720
NAT7844AWP	Whirlpool (8)	\$ 10,330	NAT7844ACO	Combo System	\$ 13,135

## COLORS *Additional lead time is required for premium colors*

### ACRYLIC BATHTUB COLORS

<b>Standard Colors:</b> White   Biscuit   Bone	Included
<b>Premium Colors:</b> Black   Sterling Silver	\$ 480
<b>Matte Finish:</b>	\$ 1,305

### BACK MASSEUSE SYSTEMS *Additional finishes on page 15*

<b>System I</b> - Manual Control (WP/CO)   BAC.MA1-XXX	\$ 945
<b>System II</b> - Electronic Control (WP/CO)   BAC.MA2-XXX	\$ 1,900
<b>System III</b> - Electronic Control (TA)   BAC.MA3-XXX	\$ 3,010

<b>COLD PLUNGE</b>   CLD.PL	\$ 9,990
-----------------------------	----------

<b>EXPORT CRATE</b>   FRT.EXPCRT	NET \$ 445
----------------------------------	------------

<b>EXTRA HIGH DENSITY</b>   HI.DEN	\$ 735
------------------------------------	--------

### GRAB BARS (Pair) *Additional finishes on page 15*

<b>Standard Grab Bars</b>   GRA.BAR-XXX (Group 1 - PC, PB)	\$ 490
<b>Universal Grab Bars</b>   UGB-XXX (Group 1 - PC, PB)	\$ 525

### HYDRO BLANKET | BLA.HEA-X

2 Zones	\$ 1,905
3 Zones	\$ 2,385
4 Zones	\$ 2,660

<b>HYDRO COAT</b>   HYC.COA	\$ 340
-----------------------------	--------

<b>HYDRO EXPRESS</b>   69.104-HYD.EXP	NET \$ 300
---------------------------------------	------------

<b>HYDRO FILL</b>   HYD.FIL	\$ 500
-----------------------------	--------

### HYDRO FUSION

Hydro Fusion (Tub Only)   29.102	\$ 1,040
Hydro Fusion with Ozone (Tub Only)   29.103	\$ 1,410
Hydro Fusion (TA, Whirlpool, Combo)   29.107	\$ 1,570

<b>HYDRO INDULGE</b>   HYD.IND	\$ 3,680
--------------------------------	----------

### HYDROZONE UV COMBO SYSTEM | OZUV.XXX

Whirlpool and Combo Systems only 110 V   OZUV.110	\$ 1,220
--	----------

### INLINE HEATER *Whirlpool and Combo Systems only*

*No dedicated GFI required for 6 amp models.*

12.50 Amps 1.5 KW - 110V   27.100	\$ 850
6.00 Amps 0.75 KW   27.103	\$ 760

## JETS *Additional finishes on page 16*

### Additional Standard or Swirling Jet (JET.STD-XX | JET.SWI-XX)

Group 1 - PC or PB	\$ 245
<b>Swirling Jet Upgrade</b>   JUP.SWI-XX	\$ 70
<b>Micro Therapy Jet</b>   MTJ.XXX (BIS, BLA, BON, SIL, WHI)	\$ 200
<b>Custom Jet Locations</b>   69.116-CUS.JET	No Charge

*(Must include drawing of locations)*

## JET PLATING *For jet plating options go to page 16*

<b>LED TEMP. READOUT KEYPAD</b>   LED.UPG	\$ 555
---	--------

*Upgrade only, must have a keypad controlled system to purchase.*

<b>LIGHTING</b> LED Bath Light Chromotherapy System   LIG.LED	\$ 865
---	--------

### LOW WATER PROTECTION (Includes 30 minute timer)

110V   LOW.WAT-110	\$ 445
--------------------	--------

<b>NECK MASSEUSE JET PILLOW</b>   PIL.NEC-XX	\$ 890
--	--------

*Available in black, bone and white.*

<b>PADDED HEADREST PILLOW</b>   41.128 (Black only)	\$ 155
---	--------

<b>PUMPS</b> Custom Pump Locations   69.116-CUS.PMP	No Charge
---	-----------

<b>REMOTE CONTROL</b>   REM.CON	\$ 790
---------------------------------	--------

*Must have system to purchase*

<b>WASTE &amp; OVERFLOW</b>   WOV.XX	INCLUDED
--------------------------------------	----------

<b>Integral W/O</b> (Std. round)   IWO.XX	\$ 380
---	--------

<b>Linear Integral W/O</b>   LWO-XXX	\$ 380
--------------------------------------	--------

*Additional finishes on page 17*

# NATASHA

66" L x 36" W x 21" D

70" L x 36" W x 24" D

Includes lumbar support

Available as freestanding model, see Rockwell page 91



## MODEL / PRICING

NAS6636ATO	Tub Only	\$ 3,925
NAS6636AWP	Whirlpool (8)	\$ 7,415
NAS6636ATA	Thermal Air	\$ 7,590
NAS6636ACO	Combo System	\$ 10,150

NAS7036ATO	Tub Only	\$ 4,015
NAS7036AWP	Whirlpool (8)	\$ 7,690
NAS7036ATA	Thermal Air	\$ 8,025
NAS7036ACO	Combo System	\$ 10,335

## COLORS *Additional lead time is required for premium colors*

### ACRYLIC BATHTUB COLORS

<b>Standard Colors:</b> White   Biscuit   Bone	Included
<b>Premium Colors:</b> Black   Sterling Silver	\$ 480
<b>Matte Finish:</b>	\$ 1,305

### BACK MASSEUSE SYSTEMS *Additional finishes on page 15*

<b>System I</b> - Manual Control (WP/CO)   BAC.MA1-XXX	\$ 945
<b>System II</b> - Electronic Control (WP/CO)   BAC.MA2-XXX	\$ 1,900
<b>System III</b> - Electronic Control (TA)   BAC.MA3-XXX	\$ 3,010

<b>COLD PLUNGE</b>   CLD.PL	\$ 9,990
-----------------------------	----------

<b>EXPORT CRATE</b>   FRT.EXPCRT	NET \$ 445
----------------------------------	------------

<b>EXTRA HIGH DENSITY</b>   HI.DEN	\$ 735
------------------------------------	--------

### GRAB BARS (Pair) *Additional finishes on page 15*

<b>Standard Grab Bars</b>   GRA.BAR-XXX (Group 1 - PC, PB)	\$ 490
<b>Universal Grab Bars</b>   UGB-XXX (Group 1 - PC, PB)	\$ 525

### HYDRO BLANKET | BLA.HEA-X

2 Zones	\$ 1,905
3 Zones	\$ 2,385
4 Zones	\$ 2,660

<b>HYDRO COAT</b>   HYC.COA	\$ 340
-----------------------------	--------

<b>HYDRO EXPRESS</b>   69.104-HYD.EXP	NET \$ 300
---------------------------------------	------------

<b>HYDRO FILL</b>   HYD.FIL	\$ 500
-----------------------------	--------

### HYDRO FUSION

Hydro Fusion (Tub Only)   29.102	\$ 1,040
Hydro Fusion with Ozone (Tub Only)   29.103	\$ 1,410
Hydro Fusion (TA, Whirlpool, Combo)   29.107	\$ 1,570

<b>HYDRO INDULGE</b>   HYD.IND	\$ 3,680
--------------------------------	----------

### HYDROZONE UV COMBO SYSTEM | OZUV.XXX

Whirlpool and Combo Systems only	
110 V   OZUV.110	\$ 1,220

### INLINE HEATER *Whirlpool and Combo Systems only*

*No dedicated GFI required for 6 amp models.*

12.50 Amps 1.5 KW - 110V   27.100	\$ 850
6.00 Amps 0.75 KW   27.103	\$ 760

## JETS *Additional finishes on page 16*

### Additional Standard or Swirling Jet (JET.STD-XX | JET.SWI-XX)

Group 1 - PC or PB	\$ 245
<b>Swirling Jet Upgrade</b>   JUP.SWI-XX	\$ 70
<b>Micro Therapy Jet</b>   MTJ.XXX (BIS, BLA, BON, SIL, WHI)	\$ 200
<b>Custom Jet Locations</b>   69.116-CUS.JET	No Charge

*(Must include drawing of locations)*

### JET PLATING *For jet plating options go to page 16*

<b>LED TEMP. READOUT KEYPAD</b>   LED.UPG	\$ 555
---	--------

*Upgrade only, must have a keypad controlled system to purchase.*

<b>LIGHTING</b> LED Bath Light Chromotherapy System   LIG.LED	\$ 865
---	--------

### LOW WATER PROTECTION (Includes 30 minute timer)

110V   LOW.WAT-110	\$ 445
--------------------	--------

<b>MICRO MOUNT</b>   69.140MCREDEG	\$ 140
------------------------------------	--------

### MOLDED ARMRESTS

*Some molded armrests add an interior detail line to the bathtub*

2 Armrests (one pair)   ARM.MOL-2	\$ 155
-----------------------------------	--------

<b>NECK MASSEUSE JET PILLOW</b>   PIL.NEC-XX	\$ 890
--	--------

*Available in black, bone and white.*

<b>PADDED HEADREST PILLOW</b>   41.128 (Black only)	\$ 155
---	--------

<b>PUMPS</b> Custom Pump Locations   69.116-CUS.PMP	No Charge
---	-----------

<b>REMOTE CONTROL</b>   REM.CON	\$ 790
---------------------------------	--------

*Must have system to purchase*

<b>WASTE &amp; OVERFLOW</b>   WO.V.XX	INCLUDED
---------------------------------------	----------

<b>Integral W/O</b> (Std. round)   IWO.XX	\$ 380
<b>Linear Integral W/O</b>   LWO-XXX	\$ 380

*Additional finishes on page 17*

\*The addition of multiple options could impact the equipment fitting inside the perimeter of the tub.

# NINA

72"L x 44"W x 22"D - side-center drain  
 W/O Included  
 Includes armrests  
 Custom jet locations not available on this model  
 Available as drop-in model, see Hayley page 50



## MODEL / PRICING

NIN7244ATO	Tub Only	\$ 6,015	NIN7244ATA	Thermal Air	\$ 10,820
NIN7244AWP	Whirlpool (8)	\$ 11,805	NIN7244ACO	Combo System	\$ 13,530

## COLORS *Additional lead time is required for premium colors*

### ACRYLIC BATHTUB COLORS

<b>Standard Colors:</b> White   Biscuit   Bone	Included
<b>Premium Colors:</b> Black   Sterling Silver	\$ 1,350
<b>Matte Finish:</b>	\$ 2,625
<b>Dual Color Option:</b>	\$ 2,375
MODEL/COLOR1/COLOR2 (XXX.XXX.XXX)	

### SURFACES (outside only)

<b>Metallic:</b> Polished Nickel [PN]	\$ 18,300
MODEL/METAL/COLOR (XXX.XXX.XXX)	

## BACK MASSEUSE SYSTEMS *Additional finishes on page 15*

<b>System I</b> - Manual Control (WP only)   BAC.MA1-XXX	\$ 945
--	--------

<b>COLD PLUNGE</b>   CLD.PL	\$ 9,990
-----------------------------	----------

<b>EXPORT CRATE</b>   FRT.EXPCRT	NET \$ 445
----------------------------------	------------

<b>EXTRA HIGH DENSITY</b>   HI.DEN	\$ 735
------------------------------------	--------

## GRAB BARS (Pair)

<b>Standard Grab Bars</b>   GRA.BAR-XXX	
Group 1 - PC, PB	\$ 490
Group 2 - AB, BB, SB, BC, PN, SN, BN	\$ 635
Group 3 - PG, BG, SG, BIS, WHI, MB	\$ 860
<b>Universal Grab Bars</b>   UGB-XXX	
Group 1 - PC, PB	\$ 525
Group 2 - AB, BB, SB, BC, PN, SN, BN	\$ 680
Group 3 - PG, BG, SG, BIS, WHI, MB	\$ 885

## HEATED BACKREST INCLUDED ON THERMAL AIR

## HYDRO BLANKET | BLA.HEA-X

2 Zones	\$ 1,905
3 Zones	\$ 2,385
4 Zones	\$ 2,660

<b>HYDRO COAT</b>   HYC.COA	\$ 340
-----------------------------	--------

<b>HYDRO EXPRESS</b>   69.104-HYD.EXP	NET \$ 500
---------------------------------------	------------

<b>HYDRO FILL</b>   HYD.FIL	\$ 500
-----------------------------	--------

## HYDRO FUSION

Hydro Fusion (Tub Only)   29.102	\$ 1,040
Hydro Fusion with Ozone (Tub Only)   29.103	\$ 1,410
Hydro Fusion (TA, Whirlpool, Combo)   29.107	\$ 1,570

<b>HYDRO INDULGE</b>   HYD.IND	\$ 3,680
--------------------------------	----------

## HYDROZONE

INCLUDED ON THERMAL AIR

## HYDROZONE UV COMBO SYSTEM | OZUV.XXX

Whirlpool and Combo Systems only	
110 V   OZUV.110	\$ 1,220

## INLINE HEATER *Whirlpool and Combo Systems only*

<i>No dedicated GFI required for 6 amp models.</i>	
12.50 Amps 1.5 KW - 110V   27.100	\$ 850
6.00 Amps 0.75 KW   27.103	\$ 760

## ISLAND TUB DRAIN | ITD.XXX

ABS, PVC   ITD.ABS   ITD.PVC	\$ 380
Cast Iron   ITD.CST	\$ 460

## JETS *Additional finishes on page 16*

<b>Additional Standard or Swirling Jet</b> (JET.STD-XX   JET.SWI-XX)	
Group 1 - PC or PB	\$ 245
<b>Swirling Jet Upgrade</b>   JUP.SWI-XX	\$ 70
<b>Micro Therapy Jet</b>   MTJ.XXX (BIS, BLA, BON, SIL, WHI)	\$ 200

## JET PLATING *For jet plating options go to page 16*

<b>LED TEMP. READOUT KEYPAD</b>   LED.UPG	\$ 555
---	--------

*Upgrade only, must have a keypad controlled system to purchase.*

<b>LIGHTING</b> LED Bath Light Chromotherapy System   LIG.LED	\$ 865
---	--------

## LOW WATER PROTECTION (Includes 30 minute timer)

110V   LOW.WAT-110	\$ 445
--------------------	--------

<b>PADDED HEADREST PILLOW</b>   41.128 (Black only)	\$ 155
---	--------

<b>REMOTE CONTROL</b>   REM.CON	\$ 790
---------------------------------	--------

*Must have thermal air system to purchase*

## WASTE & OVERFLOW

<b>Integral W/O</b> (Std. round)   IWO.XX	INCLUDED
WHI, BIS, PC, PB, PN, BC, BB, BN, SC, SB, SN, ORB, PE	No Charge
Gold Finish Upgrade (PG, BG)	\$ 890
<b>Linear Integral W/O</b>   LWO-XXX	NO CHARGE UPGRADE

# NOELLE

70" L x 40" W x 24" D

Includes lumbar support

Available in freestanding model, see Sophia page 97



## MODEL / PRICING

NOE7040ATO	Tub Only	\$ 3,940	NOE7040ATA	Thermal Air	\$ 7,865
NOE7040AWP	Whirlpool (8)	\$ 7,530	NOE7040ACO	Combo System	\$ 10,130

## COLORS *Additional lead time is required for premium colors*

### ACRYLIC BATHTUB COLORS

<b>Standard Colors:</b> White   Biscuit   Bone	Included
<b>Premium Colors:</b> Black   Sterling Silver	\$ 480
<b>Matte Finish:</b>	\$ 1,305

### BACK MASSEUSE SYSTEMS *Additional finishes on page 15*

<b>System I</b> - Manual Control (WP/CO)   BAC.MA1-XXX	\$ 945
<b>System II</b> - Electronic Control (WP/CO)   BAC.MA2-XXX	\$ 1,900
<b>System III</b> - Electronic Control (TA)   BAC.MA3-XXX	\$ 3,010

<b>COLD PLUNGE</b>   CLD.PL	\$ 9,990
-----------------------------	----------

<b>EXPORT CRATE</b>   FRT.EXPCRT	NET \$ 445
----------------------------------	------------

<b>EXTRA HIGH DENSITY</b>   HI.DEN	\$ 735
------------------------------------	--------

### GRAB BARS (Pair) *Additional finishes on page 15*

<b>Standard Grab Bars</b>   GRA.BAR-XXX (Group 1 - PC, PB)	\$ 490
<b>Universal Grab Bars</b>   UGB-XXX (Group 1 - PC, PB)	\$ 525

### HYDRO BLANKET | BLA.HEA-X

2 Zones	\$ 1,905	4 Zones	\$ 2,660
3 Zones	\$ 2,385	5 Zones	\$ 3,000

<b>HYDRO COAT</b>   HYC.COA	\$ 340
-----------------------------	--------

<b>HYDRO EXPRESS</b>   69.104-HYD.EXP	NET \$ 300
---------------------------------------	------------

<b>HYDRO FILL</b>   HYD.FIL	\$ 500
-----------------------------	--------

### HYDRO FUSION

Hydro Fusion (Tub Only)   29.102	\$ 1,040
Hydro Fusion with Ozone (Tub Only)   29.103	\$ 1,410
Hydro Fusion (TA, Whirlpool, Combo)   29.107	\$ 1,570

<b>HYDRO INDULGE</b>   HYD.IND	\$ 3,680
--------------------------------	----------

### HYDROZONE UV COMBO SYSTEM | OZUV.XXX

Whirlpool and Combo Systems only	
110 V   OZUV.110	\$ 1,220

### INLINE HEATER *Whirlpool and Combo Systems only*

<i>No dedicated GFI required for 6 amp models.</i>	
12.50 Amps 1.5 KW - 110V   27.100	\$ 850
6.00 Amps 0.75 KW   27.103	\$ 760

## JETS *Additional finishes on page 16*

### Additional Standard or Swirling Jet (JET.STD-XX | JET.SWI-XX)

Group 1 - PC or PB	\$ 245
<b>Swirling Jet Upgrade</b>   JUP.SWI-XX	\$ 70
<b>Micro Therapy Jet</b>   MTJ.XXX (BIS, BLA, BON, SIL, WHI)	\$ 200
<b>Custom Jet Locations</b>   69.116-CUS.JET	No Charge

*(Must include drawing of locations)*

## JET PLATING *For jet plating options go to page 16*

<b>LED TEMP. READOUT KEYPAD</b>   LED.UPG	\$ 555
---	--------

*Upgrade only, must have a keypad controlled system to purchase.*

<b>LIGHTING</b> LED Bath Light Chromatherapy System   LIG.LED	\$ 865
---	--------

### LOW WATER PROTECTION (Includes 30 minute timer)

110V   LOW.WAT-110	\$ 445
--------------------	--------

<b>MICRO MOUNT</b>   69.140MCREDEG	\$ 140
------------------------------------	--------

### MOLDED ARMRESTS

*Some molded armrests add an interior detail line to the bathtub*

2 Armrests (one pair)   ARM.MOL-2	\$ 155
-----------------------------------	--------

<b>NECK MASSEUSE JET PILLOW</b>   PIL.NEC-XX	\$ 890
--	--------

*Available in black, bone and white.*

<b>PADDED HEADREST PILLOW</b>   41.128 (Black only)	\$ 155
---	--------

<b>PUMPS</b> Custom Pump Locations   69.116-CUS.PMP	No Charge
---	-----------

<b>REMOTE CONTROL</b>   REM.CON	\$ 790
---------------------------------	--------

*Must have system to purchase*

<b>UNDERMOUNT</b>   UNDRMT	No Charge
----------------------------	-----------

<b>WASTE &amp; OVERFLOW</b>   WOV.XX	INCLUDED
--------------------------------------	----------

<b>Integral W/O</b> (Std. round)   IWO.XX	\$ 380
---	--------

<b>Linear Integral W/O</b>   LWO-XXX	\$ 380
--------------------------------------	--------

*Additional finishes on page 17*

# OVATION

60" L x 42" W x 20" D  
 66" L x 42" W x 21" D  
 72" L x 42" W x 21" D  
 84" L x 42" W x 21" D - center drain /gel coat model



## MODEL / PRICING

OVA6042ATO Tub Only	\$ 2,790	OVA6642ATA Thermal Air	\$ 6,520	OVA8442GTO Tub Only	\$ 3,355
OVA6042AWP Whirlpool (6)	\$ 6,145	OVA6642ACO Combo System	\$ 9,025	OVA8442GWP Whirlpool (8)	\$ 7,470
OVA6042ATA Thermal Air	\$ 6,520	OVA7242ATO Tub Only	\$ 2,930	OVA8442GTA Thermal Air	\$ 7,250
OVA6042ACO Combo System	\$ 9,025	OVA7242AWP Whirlpool (6)	\$ 6,260	OVA8442GCO Combo System	\$ 10,335
OVA6642ATO Tub Only	\$ 2,850	OVA7242ATA Thermal Air	\$ 6,700		
OVA6642AWP Whirlpool (6)	\$ 6,215	OVA7242ACO Combo System	\$ 8,900		

## COLORS *Additional lead time is required for premium colors*

### ACRYLIC BATHTUB COLORS

<b>Standard Colors:</b> White   Biscuit   Bone	Included
<b>Premium Colors:</b> Black   Sterling Silver	\$ 480
<b>Matte Finish:</b>	\$ 1,305

### BACK MASSEUSE SYSTEMS *Additional finishes on page 15*

<b>System I</b> - Manual Control (WP/CO)   BAC.MA1-XXX	\$ 945
<b>System II</b> - Electronic Control (WP/CO)   BAC.MA2-XXX	\$ 1,900
<b>System III</b> - Electronic Control (TA)   BAC.MA3-XXX	\$ 3,010

### COLD PLUNGE | CLD.PL \$ 9,990

### EXPORT CRATE | FRT.EXPCRT NET \$ 445

### EXTRA HIGH DENSITY | HI.DEN \$ 735

### GRAB BARS (Pair) *Additional finishes on page 15*

<b>Standard Grab Bars</b>   GRA.BAR-XXX (Group 1 - PC, PB)	\$ 490
<b>Universal Grab Bars</b>   UGB-XXX (Group 1 - PC, PB)	\$ 525

### HYDRO BLANKET | BLA.HEA-X

2 Zones	\$ 1,905	4 Zones	\$ 2,660
3 Zones	\$ 2,385	5 Zones	\$ 3,000

### HYDRO COAT | HYC.COA \$ 340

### HYDRO EXPRESS | 69.104-HYD.EXP NET \$ 300

### HYDRO FILL | HYD.FIL \$ 500

### HYDRO FUSION

Hydro Fusion (Tub Only)   29.102	\$ 1,040
Hydro Fusion with Ozone (Tub Only)   29.103	\$ 1,410
Hydro Fusion (TA, Whirlpool, Combo)   29.107	\$ 1,570

### HYDRO INDULGE | HYD.IND \$ 3,680

### HYDROZONE UV COMBO SYSTEM | OZUV.XXX

Whirlpool and Combo Systems only	
110 V   OZUV.110	\$ 1,220

### INLINE HEATER *Whirlpool and Combo Systems only*

*No dedicated GFI required for 6 amp models.*

12.50 Amps 1.5 KW - 110V   27.100	\$ 850
6.00 Amps 0.75 KW   27.103	\$ 760

## JETS *Additional finishes on page 16*

<b>Additional Standard or Swirling Jet</b> (JET.STD-XX   JET.SWI-XX)	
Group 1 - PC or PB	\$ 245
<b>Swirling Jet Upgrade</b>   JUP.SWI-XX	\$ 70
<b>Micro Therapy Jet</b>   MTJ.XXX (BIS, BLA, BON, SIL, WHI)	\$ 200
<b>Custom Jet Locations</b>   69.116-CUS.JET	No Charge

*(Must include drawing of locations)*

## JET PLATING *For jet plating options go to page 16*

### LED TEMP. READOUT KEYPAD | LED.UPG \$ 555

*Upgrade only, must have a keypad controlled system to purchase.*

### LIGHTING LED Bath Light Chromotherapy System | LIG.LED \$ 865

### LOW WATER PROTECTION (Includes 30 minute timer)

#### 110V | LOW.WAT-110 \$ 445

### MICRO MOUNT | 69.140MCREDG \$ 140

### MOLDED ARMRESTS

*Some molded armrests add an interior detail line to the bathtub*

2 Armrests (one pair)   ARM.MOL-2	\$ 155
-----------------------------------	--------

### NECK MASSEUSE JET PILLOW | PIL.NEC-XX \$ 890

*Available in black, bone and white.*

### PUMPS **Custom Pump Locations** | 69.116-CUS.PMP No Charge

### REMOTE CONTROL | REM.CON \$ 790

*Must have system to purchase*

### TILE FLANGES | FLA.MO-X \$ 220

### UNDERMOUNT | UNDRMT No Charge

### WASTE & OVERFLOW | WOV.XX INCLUDED

<b>Integral W/O</b> (Std. round)   IWO.XX	\$ 380
<b>Linear Integral W/O</b>   LWO-XXX	\$ 380

*Additional finishes on page 17*

# PALMER

66" L x 36" W x 22" D

70" L x 36" W x 22" D

Includes lumbar support

Available as freestanding model, see Domingo page 36



## MODEL / PRICING

PAL6636ATO	Tub Only	\$ 3,925
PAL6636AWP	Whirlpool (8)	\$ 7,415
PAL6636ATA	Thermal Air	\$ 7,590
PAL6636ACO	Combo System	\$ 10,150

PAL7036ATO	Tub Only	\$ 4,015
PAL7036AWP	Whirlpool (8)	\$ 7,690
PAL7036ATA	Thermal Air	\$ 8,025
PAL7036ACO	Combo System	\$ 10,335

## COLORS *Additional lead time is required for premium colors*

### ACRYLIC BATHTUB COLORS

<b>Standard Colors:</b> White   Biscuit   Bone	Included
<b>Premium Colors:</b> Black   Sterling Silver	\$ 480
<b>Matte Finish:</b>	\$ 1,305

### BACK MASSEUSE SYSTEMS *Additional finishes on page 15*

<b>System I</b> - Manual Control (WP/CO)   BAC.MA1-XXX	\$ 945
<b>System II</b> - Electronic Control (WP/CO)   BAC.MA2-XXX	\$ 1,900
<b>System III</b> - Electronic Control (TA)   BAC.MA3-XXX	\$ 3,010

<b>COLD PLUNGE</b>   CLD.PL	\$ 9,990
-----------------------------	----------

<b>EXPORT CRATE</b>   FRT.EXPCRT	NET \$ 445
----------------------------------	------------

<b>EXTRA HIGH DENSITY</b>   HI.DEN	\$ 735
------------------------------------	--------

### GRAB BARS (Pair) *Additional finishes on page 15*

<b>Standard Grab Bars</b>   GRA.BAR-XXX (Group 1 - PC, PB)	\$ 490
<b>Universal Grab Bars</b>   UGB-XXX (Group 1 - PC, PB)	\$ 525

### HYDRO BLANKET | BLA.HEA-X

2 Zones	\$ 1,905
3 Zones	\$ 2,385
4 Zones	\$ 2,660

<b>HYDRO COAT</b>   HYC.COA	\$ 340
-----------------------------	--------

<b>HYDRO EXPRESS</b>   69.104-HYD.EXP	NET \$ 300
---------------------------------------	------------

<b>HYDRO FILL</b>   HYD.FIL	\$ 500
-----------------------------	--------

### HYDRO FUSION

Hydro Fusion (Tub Only)   29.102	\$ 1,040
Hydro Fusion with Ozone (Tub Only)   29.103	\$ 1,410
Hydro Fusion (TA, Whirlpool, Combo)   29.107	\$ 1,570

<b>HYDRO INDULGE</b>   HYD.IND	\$ 3,680
--------------------------------	----------

### HYDROZONE UV COMBO SYSTEM | OZUV.XXX

Whirlpool and Combo Systems only 110 V   OZUV.110	\$ 1,220
--	----------

### INLINE HEATER *Whirlpool and Combo Systems only*

*No dedicated GFI required for 6 amp models.*

12.50 Amps 1.5 KW - 110V   27.100	\$ 850
6.00 Amps 0.75 KW   27.103	\$ 760

## JETS *Additional finishes on page 16*

### Additional Standard or Swirling Jet (JET.STD-XX | JET.SWI-XX)

Group 1 - PC or PB	\$ 245
<b>Swirling Jet Upgrade</b>   JUP.SWI-XX	\$ 70
<b>Micro Therapy Jet</b>   MTJ.XXX (BIS, BLA, BON, SIL, WHI)	\$ 200
<b>Custom Jet Locations</b>   69.116-CUS.JET	No Charge

*(Must include drawing of locations)*

### JET PLATING *For jet plating options go to page 16*

<b>LED TEMP. READOUT KEYPAD</b>   LED.UPG	\$ 555
---	--------

*Upgrade only, must have a keypad controlled system to purchase.*

<b>LIGHTING</b> LED Bath Light Chromotherapy System   LIG.LED	\$ 865
---	--------

### LOW WATER PROTECTION (Includes 30 minute timer)

110V   LOW.WAT-110	\$ 445
--------------------	--------

<b>MICRO MOUNT</b>   69.140MCREDG	\$ 140
-----------------------------------	--------

### MOLDED ARMRESTS

*Some molded armrests add an interior detail line to the bathtub*

2 Armrests (one pair)   ARM.MOL-2	\$ 155
-----------------------------------	--------

<b>NECK MASSEUSE JET PILLOW</b>   PIL.NEC-XX	\$ 890
--	--------

*Available in black, bone and white.*

<b>PADDED HEADREST PILLOW</b>   41.128 (Black only)	\$ 155
---	--------

<b>PUMPS</b> Custom Pump Locations   69.116-CUS.PMP	No Charge
---	-----------

<b>REMOTE CONTROL</b>   REM.CON	\$ 790
---------------------------------	--------

*Must have system to purchase*

<b>UNDERMOUNT</b>   UNDRMT	No Charge
----------------------------	-----------

<b>WASTE &amp; OVERFLOW</b>   WOV.XX	INCLUDED
--------------------------------------	----------

<b>Integral W/O</b> (Std. round)   IWO.XX	\$ 380
---	--------

<b>Linear Integral W/O</b>   LWO-XXX	\$ 380
--------------------------------------	--------

*Additional finishes on page 17*

# PICASSO

66" L x 36" W x 27" D - center drain

72" L x 40" W x 27" D - end drain

W/O Included

Foam fill sound insulator included

Remote blower required for Thermal Air system

Available as drop-in model, see Carli page 23



Center drain



End drain

## MODEL / PRICING

MPI6636ATO	Tub Only	\$ 7,760
MPI6636ATA	Thermal Air	\$ 11,945

MPI7240ATO	Tub Only	\$ 7,905
MPI7240ATA	Thermal Air	\$ 12,125
MPI7240AWP	Whirlpool(6)	\$ 12,405
MPI7240ACO	Combination	\$ 14,605

## COLORS *Additional lead time is required for premium colors*

### ACRYLIC BATHTUB COLORS

**Standard Colors:** White | Biscuit | Bone Included

**Premium Colors:** Black | Sterling Silver \$ 1,350

**Matte Finish:** \$ 2,625

### SURFACES (outside only)

**Metallic:** Polished Nickel [PN] \$ 18,300

MODEL/METAL/COLOR (XXX.XXX.XXX)

**COLD PLUNGE** | CLD.PL \$ 9,990

**EXPORT CRATE** | FRT.EXPCRT NET \$ 445

**EXTRA HIGH DENSITY** | HI.DEN \$ 735

### GRAB BARS (Pair)

#### Standard Grab Bars | GRA.BAR-XXX

Group 1 - PC, PB \$ 490

Group 2 - AB, BB, SB, BC, PN, SN, BN \$ 635

Group 3 - PG, BG, SG, BIS, WHI, MB \$ 860

#### Universal Grab Bars | UGB-XXX

Group 1 - PC, PB \$ 525

Group 2 - AB, BB, SB, BC, PN, SN, BN \$ 680

Group 3 - PG, BG, SG, BIS, WHI, MB \$ 885

### HYDRO BLANKET | BLA.HEA-X

2 Zones \$ 1,905

3 Zones \$ 2,385

4 Zones \$ 2,660

**HYDRO COAT** | HYC.COA \$ 340

**HYDRO EXPRESS** | 69.104-HYD.EXP NET \$ 500

### HYDRO FUSION

Hydro Fusion (Tub Only) | 29.102 \$ 1,040

Hydro Fusion with Ozone (Tub Only) | 29.103 \$ 1,410

Hydro Fusion (TA, Whirlpool, Combo) | 29.107 \$ 1,570

**HYDRO INDULGE** | HYD.IND \$ 3,680

**HYDROZONE** INCLUDED ON THERMAL AIR

### ISLAND TUB DRAIN | ITD.XXX

ABS, PVC | ITD.ABS | ITD.PVC \$ 380

Cast Iron | ITD.CST \$ 460

**LED TEMP. READOUT KEYPAD** | LED.UPG \$ 555

*Upgrade only, must have a keypad controlled system to purchase.*

**LIGHTING** LED Bath Light Chromotherapy System | LIG.LED \$ 865

**REMOTE CONTROL** | REM.CON \$ 790

*Must have thermal air system to purchase*

### TOWER | TOW-XX

*Must specify size & location on tub. Can hide plumbing, blower, Fusion or Indulge.*

18" or 24" \$ 1,350 25" - 30" \$ 1,350

31" - 36" \$ 1,480 37" - 42" \$ 1,605

43" - 48" \$ 1,735 49" - 54" \$ 1,860

55" - 60" \$ 1,990 Access Panel \$ 420

### WASTE & OVERFLOW

**Integral W/O** (Std. round) | IWO.XX INCLUDED

WHI, BIS, PC, PB, PN, BC, BB, BN, SC, SB, SN, ORB, PE No Charge

Gold Finish Upgrade (PG, BG) \$ 890

**Linear Integral W/O** | LWO-XXX NO CHARGE UPGRADE

# RACHAEL

66" L x 36" W x 20" D

72" L x 36" W x 20" D



## MODEL / PRICING

RAC6636ATO	Tub Only	\$ 2,760
RAC6636AWP	Whirlpool (6)	\$ 6,475
RAC6636ATA	Thermal Air	\$ 6,720
RAC6636ACO	Combo System	\$ 9,760

RAC7236ATO	Tub Only	\$ 2,870
RAC7236AWP	Whirlpool (8)	\$ 6,845
RAC7236ATA	Thermal Air	\$ 6,860
RAC7236ACO	Combo System	\$ 10,115

## COLORS *Additional lead time is required for premium colors*

### ACRYLIC BATHTUB COLORS

<b>Standard Colors:</b> White   Biscuit   Bone	Included
<b>Premium Colors:</b> Black   Sterling Silver	\$ 480
<b>Matte Finish:</b>	\$ 1,305

### BACK MASSEUSE SYSTEMS *Additional finishes on page 15*

<b>System I</b> - Manual Control (WP/CO)   BAC.MA1-XXX	\$ 945
<b>System II</b> - Electronic Control (WP/CO)   BAC.MA2-XXX	\$ 1,900
<b>System III</b> - Electronic Control (TA)   BAC.MA3-XXX	\$ 3,010

<b>COLD PLUNGE</b>   CLD.PL	\$ 9,990
-----------------------------	----------

<b>EXPORT CRATE</b>   FRT.EXPCRT	NET \$ 445
----------------------------------	------------

<b>EXTRA HIGH DENSITY</b>   HI.DEN	\$ 735
------------------------------------	--------

### GRAB BARS (Pair) *Additional finishes on page 15*

<b>Standard Grab Bars</b>   GRA.BAR-XXX (Group 1 - PC, PB)	\$ 490
<b>Universal Grab Bars</b>   UGB-XXX (Group 1 - PC, PB)	\$ 525

### HYDRO BLANKET | BLA.HEA-X

2 Zones	\$ 1,905
3 Zones	\$ 2,385
4 Zones	\$ 2,660

<b>HYDRO COAT</b>   HYC.COA	\$ 340
-----------------------------	--------

<b>HYDRO EXPRESS</b>   69.104-HYD.EXP	NET \$ 300
---------------------------------------	------------

<b>HYDRO FILL</b>   HYD.FIL	\$ 500
-----------------------------	--------

### HYDRO FUSION

Hydro Fusion (Tub Only)   29.102	\$ 1,040
Hydro Fusion with Ozone (Tub Only)   29.103	\$ 1,410
Hydro Fusion (TA, Whirlpool, Combo)   29.107	\$ 1,570

<b>HYDRO INDULGE</b>   HYD.IND	\$ 3,680
--------------------------------	----------

### HYDROZONE UV COMBO SYSTEM | OZUV.XXX

Whirlpool and Combo Systems only 110 V   OZUV.110	\$ 1,220
--	----------

### INLINE HEATER *Whirlpool and Combo Systems only*

*No dedicated GFI required for 6 amp models.*

12.50 Amps 1.5 KW - 110V   27.100	\$ 850
6.00 Amps 0.75 KW   27.103	\$ 760

## JETS *Additional finishes on page 16*

### Additional Standard or Swirling Jet (JET.STD-XX | JET.SWI-XX)

Group 1 - PC or PB	\$ 245
<b>Swirling Jet Upgrade</b>   JUP.SWI-XX	\$ 70
<b>Micro Therapy Jet</b>   MTJ.XXX (BIS, BLA, BON, SIL, WHI)	\$ 200
<b>Custom Jet Locations</b>   69.116-CUS.JET	No Charge

*(Must include drawing of locations)*

### JET PLATING *For jet plating options go to page 16*

<b>LED TEMP. READOUT KEYPAD</b>   LED.UPG	\$ 555
---	--------

*Upgrade only, must have a keypad controlled system to purchase.*

<b>LIGHTING</b> LED Bath Light Chromotherapy System   LIG.LED	\$ 865
---	--------

### LOW WATER PROTECTION (Includes 30 minute timer)

110V   LOW.WAT-110	\$ 445
--------------------	--------

<b>MICRO MOUNT</b>   69.140MCREDG	\$ 140
-----------------------------------	--------

### MOLDED ARMRESTS *(may add interior detail line to bathtub)*

2 Armrests (one pair)   ARM.MOL-2	\$ 155
-----------------------------------	--------

<b>NECK MASSEUSE JET PILLOW</b>   PIL.NEC-XX	\$ 890
--	--------

*Available in black, bone and white.*

<b>PADDED HEADREST PILLOW</b>   41.128 (Black only)	\$ 155
---	--------

<b>PUMPS</b> Custom Pump Locations   69.116-CUS.PMP	No Charge
---	-----------

<b>REMOTE CONTROL</b>   REM.CON	\$ 790
---------------------------------	--------

*Must have system to purchase*

### SKIRTS *For skirt options go to pages 16-17*

<b>TILE FLANGES</b>   FLA.MO-X	\$ 220
--------------------------------	--------

<b>UNDERMOUNT</b>   UNDRMT	No Charge
----------------------------	-----------

<b>WASTE &amp; OVERFLOW</b>   WOV.XX	INCLUDED
--------------------------------------	----------

<b>Integral W/O</b> (Std. round)   IWO.XX	\$ 380
---	--------

<b>Linear Integral W/O</b>   LWO-XXX	\$ 380
--------------------------------------	--------

*Additional finishes on page 17*

# REDONDO

60" Diameter x 20"D  
69" Diameter x 18"D



## MODEL / PRICING

RED6020ATO	Tub Only	\$ 3,635	RED6918ATO	Tub Only	\$ 3,865
RED6020AWP	Whirlpool (6)	\$ 7,980	RED6918AWP	Whirlpool (8)	\$ 8,800
RED6020ATA	Thermal Air	\$ 7,585	RED6918ATA	Thermal Air	\$ 7,900
RED6020ACO	Combo System	\$ 10,585	RED6918ACO	Combo System	\$ 11,630

## COLORS *Additional lead time is required for premium colors*

### ACRYLIC BATHTUB COLORS

<b>Standard Colors:</b> White   Biscuit   Bone	Included
<b>Premium Colors:</b> Black   Sterling Silver	\$ 480
<b>Matte Finish:</b>	\$ 1,305

### BACK MASSEUSE SYSTEMS *Additional finishes on page 15*

<b>System I</b> - Manual Control (WP/CO)   BAC.MA1-XXX	\$ 945
<b>System II</b> - Electronic Control (WP/CO)   BAC.MA2-XXX	\$ 1,900
<b>System III</b> - Electronic Control (TA)   BAC.MA3-XXX	\$ 3,010

<b>COLD PLUNGE</b>   CLD.PL	\$ 9,990
-----------------------------	----------

<b>EXPORT CRATE</b>   FRT.EXPCRT	NET \$ 445
----------------------------------	------------

<b>EXTRA HIGH DENSITY</b>   HI.DEN	\$ 735
------------------------------------	--------

### GRAB BARS (Pair) *Additional finishes on page 15*

<b>Standard Grab Bars</b>   GRA.BAR-XXX (Group 1 - PC, PB)	\$ 490
<b>Universal Grab Bars</b>   UGB-XXX (Group 1 - PC, PB)	\$ 525

### HYDRO BLANKET | BLA.HEA-X

2 Zones	\$ 1,905	4 Zones	\$ 2,660
3 Zones	\$ 2,385	5 Zones	\$ 3,000

<b>HYDRO COAT</b>   HYC.COA	\$ 340
-----------------------------	--------

<b>HYDRO EXPRESS</b>   69.104-HYD.EXP	NET \$ 300
---------------------------------------	------------

<b>HYDRO FILL</b>   HYD.FIL	\$ 500
-----------------------------	--------

### HYDRO FUSION

Hydro Fusion (Tub Only)   29.102	\$ 1,040
Hydro Fusion with Ozone (Tub Only)   29.103	\$ 1,410
Hydro Fusion (TA, Whirlpool, Combo)   29.107	\$ 1,570

<b>HYDRO INDULGE</b>   HYD.IND	\$ 3,680
--------------------------------	----------

### HYDROZONE UV COMBO SYSTEM | OZUV.XXX

Whirlpool and Combo Systems only	
110 V   OZUV.110	\$ 1,220

### INLINE HEATER *Whirlpool and Combo Systems only*

*No dedicated GFI required for 6 amp models.*

12.50 Amps 1.5 KW - 110V   27.100	\$ 850
6.00 Amps 0.75 KW   27.103	\$ 760

## JETS *Additional finishes on page 16*

<b>Additional Standard or Swirling Jet</b> (JET.STD-XX   JET.SWI-XX)	
Group 1 - PC or PB	\$ 245
<b>Swirling Jet Upgrade</b>   JUP.SWI-XX	\$ 70
<b>Micro Therapy Jet</b>   MTJ.XXX (BIS, BLA, BON, SIL, WHI)	\$ 200
<b>Custom Jet Locations</b>   69.116-CUS.JET	No Charge
<i>(Must include drawing of locations)</i>	

## JET PLATING *For jet plating options go to page 16*

<b>LED TEMP. READOUT KEYPAD</b>   LED.UPG	\$ 555
---	--------

*Upgrade only, must have a keypad controlled system to purchase.*

<b>LIGHTING</b> LED Bath Light Chromotherapy System   LIG.LED	\$ 865
---	--------

### LOW WATER PROTECTION (Includes 30 minute timer)

110V   LOW.WAT-110	\$ 445
--------------------	--------

<b>NECK MASSEUSE JET PILLOW</b>   PIL.NEC-XX	\$ 890
--	--------

*Available in black, bone and white.*

<b>PADDED HEADREST PILLOW</b>   41.128 (Black only)	\$ 155
---	--------

<b>PUMPS</b> Custom Pump Locations   69.116-CUS.PMP	No Charge
---	-----------

<b>REMOTE CONTROL</b>   REM.CON	\$ 790
---------------------------------	--------

*Must have system to purchase*

<b>WASTE &amp; OVERFLOW</b>   WOV.XX	INCLUDED
--------------------------------------	----------

<b>Integral W/O</b> (Std. round)   IWO.XX	\$ 380
<b>Linear Integral W/O</b>   LWO-XXX	\$ 380

*Additional finishes on page 17*

\*The addition of multiple options could impact the equipment fitting inside the perimeter of the tub.

# RILEY

60" L x 42" W x 20" D  
 66" L x 42" W x 21" D  
 72" L x 42" W x 21" D  
 Includes armrests  
 Includes lumbar support



## MODEL / PRICING

RIL6042ATO	Tub Only	\$ 2,890	RIL6642ATO	Tub Only	\$ 2,970	RIL7242ATO	Tub Only	\$ 3,025
RIL6042AWP	Whirlpool (6)	\$ 5,630	RIL6642AWP	Whirlpool (6)	\$ 5,750	RIL7242AWP	Whirlpool (6)	\$ 6,040
RIL6042ATA	Thermal Air	\$ 6,290	RIL6642ATA	Thermal Air	\$ 6,370	RIL7242ATA	Thermal Air	\$ 6,490
RIL6042ACO	Combo System	\$ 8,700	RIL6642ACO	Combo System	\$ 8,845	RIL7242ACO	Combo System	\$ 8,965

## COLORS *Additional lead time is required for premium colors*

### ACRYLIC BATHTUB COLORS

<b>Standard Colors:</b> White   Biscuit   Bone	Included
<b>Premium Colors:</b> Black   Sterling Silver	\$ 480
<b>Matte Finish:</b>	\$ 1,305

### BACK MASSEUSE SYSTEMS *Additional finishes on page 15*

<b>System I</b> - Manual Control (WP/CO)   BAC.MA1-XXX	\$ 945
<b>System II</b> - Electronic Control (WP/CO)   BAC.MA2-XXX	\$ 1,900
<b>System III</b> - Electronic Control (TA)   BAC.MA3-XXX	\$ 3,010

<b>COLD PLUNGE</b>   CLD.PL	\$ 9,990
-----------------------------	----------

<b>EXPORT CRATE</b>   FRT.EXPCRT	NET \$ 445
----------------------------------	------------

<b>EXTRA HIGH DENSITY</b>   HI.DEN	\$ 735
------------------------------------	--------

### GRAB BARS (Pair) *Additional finishes on page 15*

<b>Standard Grab Bars</b>   GRA.BAR-XXX (Group 1 - PC, PB)	\$ 490
<b>Universal Grab Bars</b>   UGB-XXX (Group 1 - PC, PB)	\$ 525

### HYDRO BLANKET | BLA.HEA-X

2 Zones	\$ 1,905	4 Zones	\$ 2,660
3 Zones	\$ 2,385	5 Zones	\$ 3,000

<b>HYDRO COAT</b>   HYC.COA	\$ 340
-----------------------------	--------

<b>HYDRO EXPRESS</b>   69.104-HYD.EXP	NET \$ 300
---------------------------------------	------------

<b>HYDRO FILL</b>   HYD.FIL	\$ 500
-----------------------------	--------

### HYDRO FUSION

Hydro Fusion (Tub Only)   29.102	\$ 1,040
Hydro Fusion with Ozone (Tub Only)   29.103	\$ 1,410
Hydro Fusion (TA, Whirlpool, Combo)   29.107	\$ 1,570

<b>HYDRO INDULGE</b>   HYD.IND	\$ 3,680
--------------------------------	----------

### HYDROZONE UV COMBO SYSTEM | OZUV.XXX

Whirlpool and Combo Systems only	
110 V   OZUV.110	\$ 1,220

### INLINE HEATER *Whirlpool and Combo Systems only*

*No dedicated GFI required for 6 amp models.*

12.50 Amps 1.5 KW - 110V   27.100	\$ 850
6.00 Amps 0.75 KW   27.103	\$ 760

## JETS *Additional finishes on page 16*

### Additional Standard or Swirling Jet (JET.STD-XX | JET.SWI-XX)

Group 1 - PC or PB	\$ 245
<b>Swirling Jet Upgrade</b>   JUP.SWI-XX	\$ 70
<b>Micro Therapy Jet</b>   MTJ.XXX (BIS, BLA, BON, SIL, WHI)	\$ 200
<b>Custom Jet Locations</b>   69.116-CUS.JET	No Charge

*(Must include drawing of locations)*

### JET PLATING *For jet plating options go to page 16*

<b>LED TEMP. READOUT KEYPAD</b>   LED.UPG	\$ 555
---	--------

*Upgrade only, must have a keypad controlled system to purchase.*

<b>LIGHTING</b> LED Bath Light Chromotherapy System   LIG.LED	\$ 865
---	--------

### LOW WATER PROTECTION (Includes 30 minute timer)

110V   LOW.WAT-110	\$ 445
--------------------	--------

<b>MICRO MOUNT</b>   69.140MCREDG	\$ 140
-----------------------------------	--------

<b>NECK MASSEUSE JET PILLOW</b>   PIL.NEC-XX	\$ 890
--	--------

*Available in black, bone and white.*

<b>PADDED HEADREST PILLOW</b>   41.128 (Black only)	\$ 155
---	--------

<b>PUMPS</b> Custom Pump Locations   69.116-CUS.PMP	No Charge
---	-----------

<b>REMOTE CONTROL</b>   REM.CON	\$ 790
---------------------------------	--------

*Must have system to purchase*

<b>WASTE &amp; OVERFLOW</b>   WOV.XX	INCLUDED
--------------------------------------	----------

<b>Integral W/O</b> (Std. round)   IWO.XX	\$ 380
---	--------

*Additional finishes on page 17*

# RINCON

59"L x 59"W x 21"D



## MODEL / PRICING

RIN5959ATO	Tub Only	\$ 3,350	RIN5959ATA	Thermal Air	\$ 7,240
RIN5959AWP	Whirlpool (6)	\$ 6,845	RIN5959ACO	Combo System	\$ 9,725

## COLORS *Additional lead time is required for premium colors*

### ACRYLIC BATHTUB COLORS

<b>Standard Colors:</b> White   Biscuit   Bone	Included
<b>Premium Colors:</b> Black   Sterling Silver	\$ 480
<b>Matte Finish:</b>	\$ 1,305

## BACK MASSEUSE SYSTEMS *Additional finishes on page 15*

<b>System I</b> - Manual Control (WP/CO)   BAC.MA1-XXX	\$ 945
<b>System II</b> - Electronic Control (WP/CO)   BAC.MA2-XXX	\$ 1,900
<b>System III</b> - Electronic Control (TA)   BAC.MA3-XXX	\$ 3,010

<b>COLD PLUNGE</b>   CLD.PL	\$ 9,990
-----------------------------	----------

<b>EXPORT CRATE</b>   FRT.EXPCRT	NET \$ 445
----------------------------------	------------

<b>EXTRA HIGH DENSITY</b>   HI.DEN	\$ 735
------------------------------------	--------

## GRAB BARS (Pair) *Additional finishes on page 15*

<b>Standard Grab Bars</b>   GRA.BAR-XXX (Group 1 - PC, PB)	\$ 490
<b>Universal Grab Bars</b>   UGB-XXX (Group 1 - PC, PB)	\$ 525

## HYDRO BLANKET | BLA.HEA-X

2 Zones	\$ 1,905
3 Zones	\$ 2,385
4 Zones	\$ 2,660

<b>HYDRO COAT</b>   HYC.COA	\$ 340
-----------------------------	--------

<b>HYDRO EXPRESS</b>   69.104-HYD.EXP	NET \$ 300
---------------------------------------	------------

<b>HYDRO FILL</b>   HYD.FIL	\$ 500
-----------------------------	--------

## HYDRO FUSION

Hydro Fusion (Tub Only)   29.102	\$ 1,040
Hydro Fusion with Ozone (Tub Only)   29.103	\$ 1,410
Hydro Fusion (TA, Whirlpool, Combo)   29.107	\$ 1,570

<b>HYDRO INDULGE</b>   HYD.IND	\$ 3,680
--------------------------------	----------

## HYDROZONE UV COMBO SYSTEM | OZUV.XXX

Whirlpool and Combo Systems only 110 V   OZUV.110	\$ 1,220
--	----------

## INLINE HEATER *Whirlpool and Combo Systems only*

*No dedicated GFI required for 6 amp models.*

12.50 Amps 1.5 KW - 110V   27.100	\$ 850
6.00 Amps 0.75 KW   27.103	\$ 760

## JETS *Additional finishes on page 16*

<b>Additional Standard or Swirling Jet</b> (JET.STD-XX   JET.SWI-XX)	
Group 1 - PC or PB	\$ 245
<b>Swirling Jet Upgrade</b>   JUP.SWI-XX	\$ 70
<b>Micro Therapy Jet</b>   MTJ.XXX (BIS, BLA, BON, SIL, WHI)	\$ 200
<b>Custom Jet Locations</b>   69.116-CUS.JET	No Charge

*(Must include drawing of locations)*

## JET PLATING *For jet plating options go to page 16*

<b>LED TEMP. READOUT KEYPAD</b>   LED.UPG	\$ 555
---	--------

*Upgrade only, must have a keypad controlled system to purchase.*

<b>LIGHTING</b> LED Bath Light Chromotherapy System   LIG.LED	\$ 865
---	--------

## LOW WATER PROTECTION (Includes 30 minute timer)

110V   LOW.WAT-110	\$ 445
--------------------	--------

<b>MICRO MOUNT</b>   69.140MCREDG	\$ 140
-----------------------------------	--------

<b>NECK MASSEUSE JET PILLOW</b>   PIL.NEC-XX	\$ 890
--	--------

Available in black, bone and white.

<b>PADDED HEADREST PILLOW</b>   41.128 (Black only)	\$ 155
---	--------

<b>PUMPS</b> Custom Pump Locations   69.116-CUS.PMP	No Charge
---	-----------

<b>REMOTE CONTROL</b>   REM.CON	\$ 790
---------------------------------	--------

*Must have system to purchase*

## SKIRTS *For skirt options go to pages 16-17*

<b>TILE FLANGES</b>   FLA.MO-X	\$ 220
--------------------------------	--------

<b>WASTE &amp; OVERFLOW</b>   WOV.XX	INCLUDED
--------------------------------------	----------

<b>Integral W/O</b> (Std. round)   IWO.XX	\$ 380
---	--------

<b>Linear Integral W/O</b>   LWO-XXX	\$ 380
--------------------------------------	--------

*Additional finishes on page 17*

# ROCKWELL

66"L x 36"W x 24"D - center drain  
 70"L x 36"W x 23"D - center drain  
 W/O Included  
 Foam fill sound insulator included  
 Includes lumbar support  
 Remote blower required for Thermal Air system



## MODEL / PRICING

MRC6636ATO	Tub Only	\$ 8,470
MRC6636ATA	Thermal Air	\$ 12,525

MRC7036ATO	Tub Only	\$ 9,170
MRC7036ATA	Thermal Air	\$ 13,335

## COLORS *Additional lead time is required for premium colors*

### ACRYLIC BATHTUB COLORS

<b>Standard Colors:</b> White   Biscuit   Bone	Included
<b>Premium Colors:</b> Black   Sterling Silver	\$ 1,350
<b>Matte Finish:</b>	\$ 2,625

### SURFACES (outside only)

<b>Metallic:</b> Polished Nickel [PN]	\$ 18,300
MODEL/METAL/COLOR (XXX.XXX.XXX)	

<b>COLD PLUNGE</b>   CLD.PL	\$ 9,990
-----------------------------	----------

<b>EXPORT CRATE</b>   FRT.EXPCRT	NET \$ 445
----------------------------------	------------

### GRAB BARS (Pair)

<b>Standard Grab Bars</b>   GRA.BAR-XXX	
Group 1 - PC, PB	\$ 490
Group 2 - AB, BB, SB, BC, PN, SN, BN	\$ 635
Group 3 - PG, BG, SG, BIS, WHI, MB	\$ 860
<b>Universal Grab Bars</b>   UGB-XXX	
Group 1 - PC, PB	\$ 525
Group 2 - AB, BB, SB, BC, PN, SN, BN	\$ 680
Group 3 - PG, BG, SG, BIS, WHI, MB	\$ 885

### HYDRO BLANKET | BLA.HEA-X

2 Zones	\$ 1,905
3 Zones	\$ 2,385
4 Zones	\$ 2,660

<b>HYDRO COAT</b>   HYC.COA	\$ 340
-----------------------------	--------

<b>HYDRO EXPRESS</b>   69.104-HYD.EXP	NET \$ 500
---------------------------------------	------------

### HYDRO FUSION

Hydro Fusion (Tub Only)   29.102	\$ 1,040
Hydro Fusion with Ozone (Tub Only)   29.103	\$ 1,410
Hydro Fusion (TA, Whirlpool, Combo)   29.107	\$ 1,570

<b>HYDRO INDULGE</b>   HYD.IND	\$ 3,680
--------------------------------	----------

<b>HYDROZONE</b>	INCLUDED ON THERMAL AIR
------------------	-------------------------

### ISLAND TUB DRAIN | ITD.XXX

ABS, PVC   ITD.ABS   ITD.PVC	\$ 380
Cast Iron   ITD.CST	\$ 460

<b>LED TEMP. READOUT KEYPAD</b>   LED.UPG	\$ 555
---	--------

*Upgrade only, must have a keypad controlled system to purchase.*

<b>LIGHTING</b> LED Bath Light Chromatherapy System   LIG.LED	\$ 865
---	--------

<b>REMOTE CONTROL</b>   REM.CON	\$ 790
---------------------------------	--------

*Must have thermal air system to purchase*

### TOWER | TOW-XX

*Must specify size & location on tub. Can hide plumbing, blower, Fusion or Indulge.*

18" or 24"	\$ 1,350	25" - 30"	\$ 1,350
31" - 36"	\$ 1,480	37" - 42"	\$ 1,605
43" - 48"	\$ 1,735	49" - 54"	\$ 1,860
55" - 60"	\$ 1,990	Access Panel	\$ 420

### WASTE & OVERFLOW

<b>Integral W/O</b> (Std. round)   IWO.XX	INCLUDED
WHI, BIS, PC, PB, PN, BC, BB, BN, SC, SB, SN, ORB, PE	No Charge
Gold Finish Upgrade (PG, BG)	\$ 890

<b>Linear Integral W/O</b>   LWO-XXX	NO CHARGE UPGRADE
--------------------------------------	-------------------

# RODIN

72"L x 38"W x 25"D - center drain  
 W/O Included  
 Foam fill sound insulator included  
 Remote blower required for Thermal Air system



## MODEL / PRICING

MRO7238ATO Tub Only	\$ 9,170	MRO7238ATA Thermal Air	\$ 13,335
---------------------	----------	------------------------	-----------

### COLORS *Additional lead time is required for premium colors*

<b>ACRYLIC BATHTUB COLORS</b>	
<b>Standard Colors:</b> White   Biscuit   Bone	Included
<b>Premium Colors:</b> Black   Sterling Silver	\$ 1,350
<b>Matte Finish:</b>	\$ 2,625
<b>SURFACES (outside only)</b>	
<b>Metallic:</b> Polished Nickel [PN]	\$ 18,300
MODEL/METAL/COLOR (XXX.XXX.XXX)	

<b>COLD PLUNGE</b>   CLD.PL	\$ 9,990
-----------------------------	----------

<b>EXPORT CRATE</b>   FRT.EXPCRT	NET \$ 445
----------------------------------	------------

### GRAB BARS (Pair)

<b>Standard Grab Bars</b>   GRA.BAR-XXX	
Group 1 - PC, PB	\$ 490
Group 2 - AB, BB, SB, BC, PN, SN, BN	\$ 635
Group 3 - PG, BG, SG, BIS, WHI, MB	\$ 860
<b>Universal Grab Bars</b>   UGB-XXX	
Group 1 - PC, PB	\$ 525
Group 2 - AB, BB, SB, BC, PN, SN, BN	\$ 680
Group 3 - PG, BG, SG, BIS, WHI, MB	\$ 885

### HYDRO BLANKET | BLA.HEA-X

2 Zones	\$ 1,905
3 Zones	\$ 2,385
4 Zones	\$ 2,660

<b>HYDRO COAT</b>   HYC.COA	\$ 340
-----------------------------	--------

<b>HYDRO EXPRESS</b>   69.104-HYD.EXP	NET \$ 500
---------------------------------------	------------

### HYDRO FUSION

Hydro Fusion (Tub Only)   29.102	\$ 1,040
Hydro Fusion with Ozone (Tub Only)   29.103	\$ 1,410
Hydro Fusion (TA, Whirlpool, Combo)   29.107	\$ 1,570

<b>HYDRO INDULGE</b>   HYD.IND	\$ 3,680
--------------------------------	----------

<b>HYDROZONE</b>	INCLUDED ON THERMAL AIR
------------------	-------------------------

### ISLAND TUB DRAIN | ITD.XXX

ABS, PVC   ITD.ABS   ITD.PVC	\$ 380
Cast Iron   ITD.CST	\$ 460

<b>LED TEMP. READOUT KEYPAD</b>   LED.UPG	\$ 555
---	--------

*Upgrade only, must have a keypad controlled system to purchase.*

<b>LIGHTING</b> LED Bath Light Chromotherapy System   LIG.LED	\$ 865
---	--------

<b>REMOTE CONTROL</b>   REM.CON	\$ 790
---------------------------------	--------

*Must have thermal air system to purchase*

### TOWER | TOW-XX

*Must specify size & location on tub. Can hide plumbing, blower, Fusion or Indulge.*

18" or 24"	\$ 1,350	25" - 30"	\$ 1,350
31" - 36"	\$ 1,480	37" - 42"	\$ 1,605
43" - 48"	\$ 1,735	49" - 54"	\$ 1,860
55" - 60"	\$ 1,990	Access Panel	\$ 420

### WASTE & OVERFLOW

<b>Integral W/O</b> (Std. round)   IWO.XX	INCLUDED
WHI, BIS, PC, PB, PN, BC, BB, BN, SC, SB, SN, ORB, PE	No Charge
Gold Finish Upgrade (PG, BG)	\$ 890

<b>Linear Integral W/O</b>   LWO-XXX	NO CHARGE UPGRADE
--------------------------------------	-------------------

# ROSEMARIE

60" L x 32" W x 18" D



## MODEL / PRICING

ROS6032ATO	Tub Only	\$ 2,765	ROS6032ATA	Thermal Air	\$ 6,485
ROS6032AWP	Whirlpool (6)	\$ 6,335	ROS6032ACO	Combo System	\$ 8,960

## COLORS *Additional lead time is required for premium colors*

### ACRYLIC BATHTUB COLORS

<b>Standard Colors:</b> White   Biscuit   Bone	Included
<b>Premium Colors:</b> Black   Sterling Silver	\$ 480
<b>Matte Finish:</b>	\$ 1,305

### BACK MASSEUSE SYSTEMS *Additional finishes on page 15*

<b>System I</b> - Manual Control (WP/CO)   BAC.MA1-XXX	\$ 945
<b>System II</b> - Electronic Control (WP/CO)   BAC.MA2-XXX	\$ 1,900
<b>System III</b> - Electronic Control (TA)   BAC.MA3-XXX	\$ 3,010

<b>COLD PLUNGE</b>   CLD.PL	\$ 9,990
-----------------------------	----------

<b>EXPORT CRATE</b>   FRT.EXPCRT	NET \$ 445
----------------------------------	------------

<b>EXTRA HIGH DENSITY</b>   HI.DEN	\$ 735
------------------------------------	--------

### GRAB BARS (Pair) *Additional finishes on page 15*

<b>Standard Grab Bars</b>   GRA.BAR-XXX (Group 1 - PC, PB)	\$ 490
<b>Universal Grab Bars</b>   UGB-XXX (Group 1 - PC, PB)	\$ 525

### HYDRO BLANKET | BLA.HEA-X

2 Zones	\$ 1,905	4 Zones	\$ 2,660
3 Zones	\$ 2,385	5 Zones	\$ 3,000

<b>HYDRO COAT</b>   HYC.COA	\$ 340
-----------------------------	--------

<b>HYDRO EXPRESS</b>   69.104-HYD.EXP	NET \$ 300
---------------------------------------	------------

<b>HYDRO FILL</b>   HYD.FIL	\$ 500
-----------------------------	--------

### HYDRO FUSION

Hydro Fusion (Tub Only)   29.102	\$ 1,040
Hydro Fusion with Ozone (Tub Only)   29.103	\$ 1,410
Hydro Fusion (TA, Whirlpool, Combo)   29.107	\$ 1,570

<b>HYDRO INDULGE</b>   HYD.IND	\$ 3,680
--------------------------------	----------

### HYDROZONE UV COMBO SYSTEM | OZUV.XXX

Whirlpool and Combo Systems only	
110 V   OZUV.110	\$ 1,220

### INLINE HEATER *Whirlpool and Combo Systems only*

*No dedicated GFI required for 6 amp models.*

12.50 Amps 1.5 KW - 110V   27.100	\$ 850
6.00 Amps 0.75 KW   27.103	\$ 760

## JETS *Additional finishes on page 16*

### Additional Standard or Swirling Jet (JET.STD-XX | JET.SWI-XX)

Group 1 - PC or PB	\$ 245
<b>Swirling Jet Upgrade</b>   JUP.SWI-XX	\$ 70
<b>Micro Therapy Jet</b>   MTJ.XXX (BIS, BLA, BON, SIL, WHI)	\$ 200
<b>Custom Jet Locations</b>   69.116-CUS.JET	No Charge

*(Must include drawing of locations)*

### JET PLATING *For jet plating options go to page 16*

<b>LED TEMP. READOUT KEYPAD</b>   LED.UPG	\$ 555
---	--------

*Upgrade only, must have a keypad controlled system to purchase.*

<b>LIGHTING</b> LED Bath Light Chromatherapy System   LIG.LED	\$ 865
---	--------

### LOW WATER PROTECTION (Includes 30 minute timer)

110V   LOW.WAT-110	\$ 445
--------------------	--------

<b>MICRO MOUNT</b>   69.140MCREDG	\$ 140
-----------------------------------	--------

<b>NECK MASSEUSE JET PILLOW</b>   PIL.NEC-XX	\$ 890
--	--------

Available in black, bone and white.

<b>PADDED HEADREST PILLOW</b>   41.128 (Black only)	\$ 155
---	--------

<b>PUMPS</b> Custom Pump Locations   69.116-CUS.PMP	No Charge
---	-----------

<b>REMOTE CONTROL</b>   REM.CON	\$ 790
---------------------------------	--------

*Must have system to purchase*

### SKIRTS *For skirt options go to pages 16-17*

<b>TILE FLANGES</b>   FLA.MO-X	\$ 220
--------------------------------	--------

<b>UNDERMOUNT</b>   UNDRMT	No Charge
----------------------------	-----------

<b>WASTE &amp; OVERFLOW</b>   WOV.XX	INCLUDED
--------------------------------------	----------

<b>Integral W/O</b> (Std. round)   IWO.XX	\$ 380
---	--------

<b>Linear Integral W/O</b>   LWO-XXX	\$ 380
--------------------------------------	--------

*Additional finishes on page 17*

# SAVANNAH

66" L x 44" W x 24" D

74" L x 44" W x 24" D

Includes armrests

3 swirling jets on each back (6 in total) &

2 directional jets on each long side (4 in total).



## MODEL / PRICING

SAV6644ATO	Tub Only	\$ 3,775
SAV6644AWP	Whirlpool (10)	\$ 7,670
SAV6644ATA	Thermal Air	\$ 7,670
SAV6644ACO	Combo System	\$ 10,455

SAV7444ATO	Tub Only	\$ 3,880
SAV7444AWP	Whirlpool (10)	\$ 7,980
SAV7444ATA	Thermal Air	\$ 7,870
SAV7444ACO	Combo System	\$ 10,720

## COLORS *Additional lead time is required for premium colors*

### ACRYLIC BATHTUB COLORS

<b>Standard Colors:</b> White   Biscuit   Bone	Included
<b>Premium Colors:</b> Black   Sterling Silver	\$ 480
<b>Matte Finish:</b>	\$ 1,305

## BACK MASSEUSE SYSTEMS *Additional finishes on page 15*

<b>System I</b> - Manual Control (WP/CO)   BAC.MA1-XXX	\$ 945
<b>System II</b> - Electronic Control (WP/CO)   BAC.MA2-XXX	\$ 1,900
<b>System III</b> - Electronic Control (TA)   BAC.MA3-XXX	\$ 3,010

<b>COLD PLUNGE</b>   CLD.PL	\$ 9,990
-----------------------------	----------

<b>EXPORT CRATE</b>   FRT.EXPCRT	NET \$ 445
----------------------------------	------------

<b>EXTRA HIGH DENSITY</b>   HI.DEN	\$ 735
------------------------------------	--------

## GRAB BARS (Pair) *Additional finishes on page 15*

<b>Standard Grab Bars</b>   GRA.BAR-XXX (Group 1 - PC, PB)	\$ 490
<b>Universal Grab Bars</b>   UGB-XXX (Group 1 - PC, PB)	\$ 525

## HYDRO BLANKET | BLA.HEA-X

2 Zones	\$ 1,905
3 Zones	\$ 2,385
4 Zones	\$ 2,660

<b>HYDRO COAT</b>   HYC.COA	\$ 340
-----------------------------	--------

<b>HYDRO EXPRESS</b>   69.104-HYD.EXP	NET \$ 300
---------------------------------------	------------

<b>HYDRO FILL</b>   HYD.FIL	\$ 500
-----------------------------	--------

## HYDRO FUSION

Hydro Fusion (Tub Only)   29.102	\$ 1,040
Hydro Fusion with Ozone (Tub Only)   29.103	\$ 1,410
Hydro Fusion (TA, Whirlpool, Combo)   29.107	\$ 1,570

<b>HYDRO INDULGE</b>   HYD.IND	\$ 3,680
--------------------------------	----------

## HYDROZONE UV COMBO SYSTEM | OZUV.XXX

Whirlpool and Combo Systems only	
110 V   OZUV.110	\$ 1,220

## INLINE HEATER *Whirlpool and Combo Systems only*

*No dedicated GFI required for 6 amp models.*

12.50 Amps 1.5 KW - 110V   27.100	\$ 850
6.00 Amps 0.75 KW   27.103	\$ 760

## JETS *Additional finishes on page 16*

<b>Additional Standard or Swirling Jet</b> (JET.STD-XX   JET.SWI-XX)	
Group 1 - PC or PB	\$ 245
<b>Swirling Jet Upgrade</b>   JUP.SWI-XX	\$ 70
<b>Micro Therapy Jet</b>   MTJ.XXX (BIS, BLA, BON, SIL, WHI)	\$ 200
<b>Custom Jet Locations</b>   69.116-CUS.JET	No Charge

*(Must include drawing of locations)*

## JET PLATING *For jet plating options go to page 16*

<b>LED TEMP. READOUT KEYPAD</b>   LED.UPG	\$ 555
---	--------

*Upgrade only, must have a keypad controlled system to purchase.*

<b>LIGHTING</b> LED Bath Light Chromotherapy System   LIG.LED	\$ 865
---	--------

## LOW WATER PROTECTION (Includes 30 minute timer)

110V   LOW.WAT-110	\$ 445
--------------------	--------

<b>MICRO MOUNT</b>   69.140MCREDDG	\$ 140
------------------------------------	--------

<b>NECK MASSEUSE JET PILLOW</b>   PIL.NEC-XX	\$ 890
--	--------

*Available in black, bone and white.*

<b>PADDED HEADREST PILLOW</b>   41.128 (Black only)	\$ 155
---	--------

<b>PUMPS</b> Custom Pump Locations   69.116-CUS.PMP	No Charge
---	-----------

<b>REMOTE CONTROL</b>   REM.CON	\$ 790
---------------------------------	--------

*Must have system to purchase*

<b>UNDERMOUNT</b>   UNDRMT	No Charge
----------------------------	-----------

<b>WASTE &amp; OVERFLOW</b>   WOV.XX	INCLUDED
--------------------------------------	----------

<b>Integral W/O</b> (Std. round)   IWO.XX	\$ 380
---	--------

<b>Linear Integral W/O</b>   LWO-XXX	\$ 380
--------------------------------------	--------

*Additional finishes on page 17*

# SOLITUDE

60" L x 30" W x 20" D



## MODEL / PRICING

SLT6030ATO	Tub Only	\$ 2,400	SLT6030ATA	Thermal Air	\$ 5,375
SLT6030AWP	Whirlpool (6)	\$ 5,490	SLT6030ACO	Combo System	\$ 7,770

## COLORS *Additional lead time is required for premium colors*

### ACRYLIC BATHTUB COLORS

<b>Standard Colors:</b> White   Biscuit   Bone	Included
<b>Premium Colors:</b> Black   Sterling Silver	\$ 480
<b>Matte Finish:</b>	\$ 1,305

### BACK MASSEUSE SYSTEMS *Additional finishes on page 15*

<b>System I</b> - Manual Control (WP/CO)   BAC.MA1-XXX	\$ 945
<b>System II</b> - Electronic Control (WP/CO)   BAC.MA2-XXX	\$ 1,900
<b>System III</b> - Electronic Control (TA)   BAC.MA3-XXX	\$ 3,010

<b>COLD PLUNGE</b>   CLD.PL	\$ 9,990
-----------------------------	----------

<b>EXPORT CRATE</b>   FRT.EXPCRT	NET \$ 445
----------------------------------	------------

<b>EXTRA HIGH DENSITY</b>   HI.DEN	\$ 735
------------------------------------	--------

### GRAB BARS (Pair) *Additional finishes on page 15*

<b>Standard Grab Bars</b>   GRA.BAR-XXX (Group 1 - PC, PB)	\$ 490
<b>Universal Grab Bars</b>   UGB-XXX (Group 1 - PC, PB)	\$ 525

### HYDRO BLANKET | BLA.HEA-X

2 Zones	\$ 1,905	4 Zones	\$ 2,660
3 Zones	\$ 2,385	5 Zones	\$ 3,000

<b>HYDRO COAT</b>   HYC.COA	\$ 340
-----------------------------	--------

<b>HYDRO EXPRESS</b>   69.104-HYD.EXP	NET \$ 300
---------------------------------------	------------

<b>HYDRO FILL</b>   HYD.FIL	\$ 500
-----------------------------	--------

### HYDRO FUSION

Hydro Fusion (Tub Only)   29.102	\$ 1,040
Hydro Fusion with Ozone (Tub Only)   29.103	\$ 1,410
Hydro Fusion (TA, Whirlpool, Combo)   29.107	\$ 1,570

<b>HYDRO INDULGE</b>   HYD.IND	\$ 3,680
--------------------------------	----------

### HYDROZONE UV COMBO SYSTEM | OZUV.XXX

Whirlpool and Combo Systems only	
110 V   OZUV.110	\$ 1,220

### INLINE HEATER *Whirlpool and Combo Systems only*

*No dedicated GFI required for 6 amp models.*

12.50 Amps 1.5 KW - 110V   27.100	\$ 850
6.00 Amps 0.75 KW   27.103	\$ 760

## JETS *Additional finishes on page 16*

### Additional Standard or Swirling Jet (JET.STD-XX | JET.SWI-XX)

Group 1 - PC or PB	\$ 245
<b>Swirling Jet Upgrade</b>   JUP.SWI-XX	\$ 70
<b>Micro Therapy Jet</b>   MTJ.XXX (BIS, BLA, BON, SIL, WHI)	\$ 200
<b>Custom Jet Locations</b>   69.116-CUS.JET	No Charge

*(Must include drawing of locations)*

### JET PLATING *For jet plating options go to page 16*

<b>LED TEMP. READOUT KEYPAD</b>   LED.UPG	\$ 555
---	--------

*Upgrade only, must have a keypad controlled system to purchase.*

<b>LIGHTING</b> LED Bath Light Chromatherapy System   LIG.LED	\$ 865
---	--------

### LOW WATER PROTECTION (Includes 30 minute timer)

110V   LOW.WAT-110	\$ 445
--------------------	--------

<b>MICRO MOUNT</b>   69.140MCREDG	\$ 140
-----------------------------------	--------

<b>NECK MASSEUSE JET PILLOW</b>   PIL.NEC-XX	\$ 890
--	--------

*Available in black, bone and white.*

<b>PADDED HEADREST PILLOW</b>   41.128 (Black only)	\$ 155
---	--------

<b>PUMPS</b> Custom Pump Locations   69.116-CUS.PMP	No Charge
---	-----------

<b>REMOTE CONTROL</b>   REM.CON	\$ 790
---------------------------------	--------

*Must have system to purchase*

### SKIRTS *For skirt options go to pages 16-17*

<b>TILE FLANGES</b>   FLA.MO-X	\$ 220
--------------------------------	--------

<b>UNDERMOUNT</b>   UNDRMT	No Charge
----------------------------	-----------

<b>WASTE &amp; OVERFLOW</b>   WOV.XX	INCLUDED
--------------------------------------	----------

<b>Integral W/O</b> (Std. round)   IWO.XX	\$ 380
<b>Linear Integral W/O</b>   LWO-XXX	\$ 380

*Additional finishes on page 17*

# SOLO

54" L x 30" W x 19" D  
 60" L x 32" W x 19" D  
 60" L x 36" W x 19" D  
 Includes armrests

66" L x 30" W x 19" D  
 66" L x 34" W x 19" D  
 72" L x 36" W x 19" D



## MODEL / PRICING

SOL5430ATO	Tub Only	\$ 3,045	SOL6036ATO	Tub Only	\$ 2,580	SOL6634ATO	Tub Only	\$ 2,650
SOL5430AWP	Whirlpool (6)	\$ 6,810	SOL6036AWP	Whirlpool (6)	\$ 6,200	SOL6634AWP	Whirlpool (6)	\$ 6,215
SOL5430ATA	Thermal Air	\$ 6,825	SOL6036ATA	Thermal Air	\$ 6,235	SOL6634ATA	Thermal Air	\$ 6,315
SOL5430ACO	Combo System	\$ 9,400	SOL6036ACO	Combo System	\$ 8,745	SOL6634ACO	Combo System	\$ 8,810
SOL6032ATO	Tub Only	\$ 2,555	SOL6630ATO	Tub Only	\$ 2,650	SOL7236ATO	Tub Only	\$ 2,720
SOL6032AWP	Whirlpool (6)	\$ 6,135	SOL6630AWP	Whirlpool (6)	\$ 6,215	SOL7236AWP	Whirlpool (6)	\$ 6,415
SOL6032ATA	Thermal Air	\$ 6,200	SOL6630ATA	Thermal Air	\$ 6,315	SOL7236ATA	Thermal Air	\$ 6,510
SOL6032ACO	Combo System	\$ 8,730	SOL6630ACO	Combo System	\$ 8,745	SOL7236ACO	Combo System	\$ 9,400

## COLORS *Additional lead time is required for premium colors*

### ACRYLIC BATHTUB COLORS

<b>Standard Colors:</b> White   Biscuit   Bone	Included
<b>Premium Colors:</b> Black   Sterling Silver	\$ 480
<b>Matte Finish:</b>	\$ 1,305

### BACK MASSEUSE SYSTEMS *Additional finishes on page 15*

<b>System I</b> - Manual Control (WP/CO)   BAC.MA1-XXX	\$ 945
<b>System II</b> - Electronic Control (WP/CO)   BAC.MA2-XXX	\$ 1,900
<b>System III</b> - Electronic Control (TA)   BAC.MA3-XXX	\$ 3,010

### COLD PLUNGE | CLD.PL \$ 9,990

### EXPORT CRATE | FRT.EXPCRT NET \$ 445

### EXTRA HIGH DENSITY | HI.DEN \$ 735

### GRAB BARS (Pair) *Additional finishes on page 15*

<b>Standard Grab Bars</b>   GRA.BAR-XXX (Group 1 - PC, PB)	\$ 490
<b>Universal Grab Bars</b>   UGB-XXX (Group 1 - PC, PB)	\$ 525

### HYDRO BLANKET | BLA.HEA-X

2 Zones	\$ 1,905	4 Zones	\$ 2,660
3 Zones	\$ 2,385	5 Zones	\$ 3,000

### HYDRO COAT | HYC.COA \$ 340

### HYDRO EXPRESS | 69.104-HYD.EXP NET \$ 300

### HYDRO FILL | HYD.FIL \$ 500

### HYDRO FUSION

Hydro Fusion (Tub Only)   29.102	\$ 1,040
Hydro Fusion with Ozone (Tub Only)   29.103	\$ 1,410
Hydro Fusion (TA, Whirlpool, Combo)   29.107	\$ 1,570

### HYDRO INDULGE | HYD.IND \$ 3,680

### HYDROZONE UV COMBO SYSTEM | OZUV.XXX

Whirlpool and Combo Systems only 110 V   OZUV.110	\$ 1,220
--	----------

## INLINE HEATER *Whirlpool and Combo Systems only*

<i>No dedicated GFI required for 6 amp models.</i>	
12.50 Amps 1.5 KW - 110V   27.100	\$ 850
6.00 Amps 0.75 KW   27.103	\$ 760

## JETS *Additional finishes on page 16*

<b>Additional Standard or Swirling Jet</b> (JET.STD-XX   JET.SWI-XX)	
Group 1 - PC or PB	\$ 245
<b>Swirling Jet Upgrade</b>   JUP.SWI-XX	\$ 70
<b>Micro Therapy Jet</b>   MTJ.XXX (BIS, BLA, BON, SIL, WHI)	\$ 200
<b>Custom Jet Locations</b>   69.116-CUS.JET	No Charge

## JET PLATING *For jet plating options go to page 16*

### LED TEMP. READOUT KEYPAD | LED.UPG \$ 555

*Upgrade only, must have a keypad controlled system to purchase.*

### LIGHTING LED Bath Light Chromotherapy System | LIG.LED \$ 865

### LOW WATER PROTECTION (Includes 30 minute timer)

110V   LOW.WAT-110	\$ 445
--------------------	--------

### MICRO MOUNT | 69.140MCREDG \$ 140

### NECK MASSEUSE JET PILLOW | PIL.NEC-XX \$ 890

*Available in black, bone and white.*

### PADDED HEADREST PILLOW | 41.128 (Black only) \$ 155

### PUMPS **Custom Pump Locations** | 69.116-CUS.PMP No Charge

### REMOTE CONTROL | REM.CON \$ 790

*Must have system to purchase*

### SKIRTS *For skirt options go to pages 16-17*

### TILE FLANGES | FLA.MO-X \$ 220

### UNDERMOUNT | UNDRMT No Charge

### WASTE & OVERFLOW | WOV.XX INCLUDED

<b>Integral W/O</b> (Std. round)   IWO.XX	\$ 380
<b>Linear Integral W/O</b>   LWO-XXX	\$ 380

*Additional finishes on page 17*

# SOPHIA

70" L x 40" W x 26" D - side-center drain  
 W/O Included  
 Foam fill sound insulator included  
 Includes lumbar support  
 Remote blower required for Thermal Air system  
 Available as drop-in model, see Noelle page 80



## MODEL / PRICING

SOP7040ATO	Tub Only	\$ 7,270		SOP7040ATA	Thermal Air	\$ 11,000
------------	----------	----------	--	------------	-------------	-----------

### COLORS *Additional lead time is required for premium colors*

#### ACRYLIC BATHTUB COLORS

<b>Standard Colors:</b> White   Biscuit   Bone	Included
<b>Premium Colors:</b> Black   Sterling Silver	\$ 1,350
<b>Matte Finish:</b>	\$ 2,625
<b>Dual Color Option:</b>	\$ 2,375

MODEL/COLOR1/COLOR2 (XXX.XXX.XXX)

#### SURFACES (outside only)

<b>Metallic:</b> Polished Nickel [PN]	\$ 18,300
---------------------------------------	-----------

MODEL/METAL/COLOR (XXX.XXX.XXX)

<b>COLD PLUNGE</b>   CLD.PL	\$ 9,990
-----------------------------	----------

<b>EXPORT CRATE</b>   FRT.EXPCRT	NET \$ 445
----------------------------------	------------

#### GRAB BARS (Pair)

##### Standard Grab Bars | GRA.BAR-XXX

Group 1 - PC, PB	\$ 490
Group 2 - AB, BB, SB, BC, PN, SN, BN	\$ 635
Group 3 - PG, BG, SG, BIS, WHI, MB	\$ 860

##### Universal Grab Bars | UGB-XXX

Group 1 - PC, PB	\$ 525
Group 2 - AB, BB, SB, BC, PN, SN, BN	\$ 680
Group 3 - PG, BG, SG, BIS, WHI, MB	\$ 885

#### HYDRO BLANKET | BLA.HEA-X

2 Zones	\$ 1,905
3 Zones	\$ 2,385
4 Zones	\$ 2,660
5 Zones (with 2 controls)	\$ 3,000

<b>HYDRO COAT</b>   HYC.COA	\$ 340
-----------------------------	--------

<b>HYDRO EXPRESS</b>   69.104-HYD.EXP	NET \$ 500
---------------------------------------	------------

### HYDRO FUSION

Hydro Fusion (Tub Only)   29.102	\$ 1,040
Hydro Fusion with Ozone (Tub Only)   29.103	\$ 1,410
Hydro Fusion (TA, Whirlpool, Combo)   29.107	\$ 1,570

<b>HYDRO INDULGE</b>   HYD.IND	\$ 3,680
--------------------------------	----------

**HYDROZONE** INCLUDED ON THERMAL AIR

#### ISLAND TUB DRAIN | ITD.XXX

ABS, PVC   ITD.ABS   ITD.PVC	\$ 380
Cast Iron   ITD.CST	\$ 460

<b>LED TEMP. READOUT KEYPAD</b>   LED.UPG	\$ 555
---	--------

*Upgrade only, must have a keypad controlled system to purchase.*

<b>LIGHTING</b> LED Bath Light Chromotherapy System   LIG.LED	\$ 865
---	--------

<b>REMOTE CONTROL</b>   REM.CON	\$ 790
---------------------------------	--------

*Must have thermal air system to purchase*

#### TOWER | TOW-XX

*Must specify size & location on tub. Can hide plumbing, blower, Fusion or Indulge.*

18" or 24"	\$ 1,350	25" - 30"	\$ 1,350
31" - 36"	\$ 1,480	37" - 42"	\$ 1,605
43" - 48"	\$ 1,735	49" - 54"	\$ 1,860
55" - 60"	\$ 1,990	Access Panel	\$ 420

#### WASTE & OVERFLOW

<b>Integral W/O</b> (Std. round)   IWO.XX	INCLUDED
WHI, BIS, PC, PB, PN, BC, BB, BN, SC, SB, SN, ORB, PE	No Charge
Gold Finish Upgrade (PG, BG)	\$ 890

<b>Linear Integral W/O</b>   LWO-XXX	NO CHARGE UPGRADE
--------------------------------------	-------------------

## STELLA

66"L x 36"W x 19"D

70"L x 36"W x 19"D



## MODEL / PRICING

STE6636ATO	Tub Only	\$ 3,190
STE6636AWP	Whirlpool (6)	\$ 7,060
STE6636ATA	Thermal Air	\$ 7,530
STE6636ACO	Combo System	\$ 10,010

STE7036ATO	Tub Only	\$ 3,220
STE7036AWP	Whirlpool (6)	\$ 7,130
STE7036ATA	Thermal Air	\$ 7,605
STE7036ACO	Combo System	\$ 10,115

COLORS *Additional lead time is required for premium colors*

## ACRYLIC BATHTUB COLORS

<b>Standard Colors:</b> White   Biscuit   Bone	Included
<b>Premium Colors:</b> Black   Sterling Silver	\$ 480
<b>Matte Finish:</b>	\$ 1,305

BACK MASSEUSE SYSTEMS *Additional finishes on page 15*

<b>System I</b> - Manual Control (WP/CO)   BAC.MA1-XXX	\$ 945
<b>System II</b> - Electronic Control (WP/CO)   BAC.MA2-XXX	\$ 1,900
<b>System III</b> - Electronic Control (TA)   BAC.MA3-XXX	\$ 3,010

<b>COLD PLUNGE</b>   CLD.PL	\$ 9,990
-----------------------------	----------

<b>EXPORT CRATE</b>   FRT.EXPCRT	NET \$ 445
----------------------------------	------------

<b>EXTRA HIGH DENSITY</b>   HI.DEN	\$ 735
------------------------------------	--------

GRAB BARS (Pair) *Additional finishes on page 15*

<b>Standard Grab Bars</b>   GRA.BAR-XXX (Group 1 - PC, PB)	\$ 490
<b>Universal Grab Bars</b>   UGB-XXX (Group 1 - PC, PB)	\$ 525

## HYDRO BLANKET | BLA.HEA-X

2 Zones	\$ 1,905
3 Zones	\$ 2,385
4 Zones	\$ 2,660
5 Zones (with 2 controls)	\$ 3,000

<b>HYDRO COAT</b>   HYC.COA	\$ 340
-----------------------------	--------

<b>HYDRO EXPRESS</b>   69.104-HYD.EXP	NET \$ 300
---------------------------------------	------------

<b>HYDRO FILL</b>   HYD.FIL	\$ 500
-----------------------------	--------

## HYDRO FUSION

Hydro Fusion (Tub Only)   29.102	\$ 1,040
Hydro Fusion with Ozone (Tub Only)   29.103	\$ 1,410
Hydro Fusion (TA, Whirlpool, Combo)   29.107	\$ 1,570

<b>HYDRO INDULGE</b>   HYD.IND	\$ 3,680
--------------------------------	----------

## HYDROZONE UV COMBO SYSTEM | OZUV.XXX

Whirlpool and Combo Systems only 110 V   OZUV.110	\$ 1,220
--	----------

INLINE HEATER *Whirlpool and Combo Systems only**No dedicated GFI required for 6 amp models.*

12.50 Amps 1.5 KW - 110V   27.100	\$ 850
6.00 Amps 0.75 KW   27.103	\$ 760

JETS *Additional finishes on page 16*

## Additional Standard or Swirling Jet (JET.STD-XX | JET.SWI-XX)

Group 1 - PC or PB	\$ 245
<b>Swirling Jet Upgrade</b>   JUP.SWI-XX	\$ 70
<b>Micro Therapy Jet</b>   MTJ.XXX (BIS, BLA, BON, SIL, WHI)	\$ 200
<b>Custom Jet Locations</b>   69.116-CUS.JET	No Charge

*(Must include drawing of locations)*

JET PLATING *For jet plating options go to page 16*

<b>LED TEMP. READOUT KEYPAD</b>   LED.UPG	\$ 555
---	--------

*Upgrade only, must have a keypad controlled system to purchase.*

<b>LIGHTING</b> LED Bath Light Chromotherapy System   LIG.LED	\$ 865
---	--------

## LOW WATER PROTECTION (Includes 30 minute timer)

110V   LOW.WAT-110	\$ 445
--------------------	--------

<b>MICRO MOUNT</b>   69.140MCREDG	\$ 140
-----------------------------------	--------

## MOLDED ARMRESTS

*Some molded armrests add an interior detail line to the bathtub*

2 Armrests (one pair)   ARM.MOL-2	\$ 145
-----------------------------------	--------

<b>NECK MASSEUSE JET PILLOW</b>   PIL.NEC-XX	\$ 890
--	--------

*Available in black, bone and white.*

<b>PADDED HEADREST PILLOW</b>   41.128 (Black only)	\$ 145
---	--------

<b>PUMPS</b> Custom Pump Locations   69.116-CUS.PMP	No Charge
---	-----------

<b>REMOTE CONTROL</b>   REM.CON	\$ 790
---------------------------------	--------

*Must have system to purchase*SKIRTS *For skirt options go to pages 16-17*

<b>TILE FLANGES</b>   FLA.MO-X	\$ 220
--------------------------------	--------

<b>WASTE &amp; OVERFLOW</b>   WOV.XX	INCLUDED
--------------------------------------	----------

<b>Integral W/O</b> (Std. round)   IWO.XX	\$ 380
---	--------

<b>Linear Integral W/O</b>   LWO-XXX	\$ 380
--------------------------------------	--------

*Additional finishes on page 17*

# SYDNEY - with flange & skirt

60"L x 30"W x 17"D	66"L x 36"W x 20"D
60"L x 30"W x 20"D	72"L x 32"W x 20"D
60"L x 32"W x 17"D	72"L x 36"W x 20"D
60"L x 32"W x 20"D	72"L x 40"W x 20"D
60"L x 34"W x 20"D	Specify LH or RH drain
60"L x 36"W x 20"D	(Add LH or RH to end of
66"L x 32"W x 20"D	model code)

No skirt access, see pg 4



Available as drop-in model, see Lacey page 58

## MODEL / PRICING

♿ SYD6030ATOS Tub Only	\$ 2,230	SYD6032ACO Combo System	\$ 8,310	SYD6636ATA Thermal Air	\$ 5,875
♿ SYD6030AWPS Whirlpool (6)	\$ 4,660	SYD6034ATO Tub Only	\$ 2,535	SYD6636ACO Combo System	\$ 8,200
♿ SYD6030ATAS Thermal Air	\$ 5,800	SYD6034AWP Whirlpool (6)	\$ 5,015	SYD7232ATO Tub Only	\$ 2,605
♿ SYD6030ACOS Combo System	\$ 8,275	SYD6034ATA Thermal Air	\$ 6,160	SYD7232AWP Whirlpool (6)	\$ 5,125
SYD6030ATO Tub Only	\$ 2,230	SYD6034ACO Combo System	\$ 8,635	SYD7232ATA Thermal Air	\$ 6,455
SYD6030AWP Whirlpool (6)	\$ 4,660	SYD6036ATO Tub Only	\$ 2,565	SYD7232ACO Combo System	\$ 8,945
SYD6030ATA Thermal Air	\$ 5,800	SYD6036AWP Whirlpool (6)	\$ 5,055	SYD7236ATO Tub Only	\$ 3,055
SYD6030ACO Combo System	\$ 8,275	SYD6036ATA Thermal Air	\$ 6,200	SYD7236AWP Whirlpool (6)	\$ 5,555
♿ SYD6032ATOS Tub Only	\$ 2,255	SYD6036ACO Combo System	\$ 8,670	SYD7236ATA Thermal Air	\$ 6,850
♿ SYD6032AWPS Whirlpool (6)	\$ 4,685	SYD6632ATO Tub Only	\$ 2,425	SYD7236ACO Combo System	\$ 9,445
♿ SYD6032ATAS Thermal Air	\$ 5,800	SYD6632AWP Whirlpool (6)	\$ 4,890	SYD7240ATO Tub Only	\$ 3,055
♿ SYD6032ACOS Combo System	\$ 8,310	SYD6632ATA Thermal Air	\$ 6,040	SYD7240AWP Whirlpool (6)	\$ 5,555
SYD6032ATO Tub Only	\$ 2,255	SYD6632ACO Combo System	\$ 8,510	SYD7240ATA Thermal Air	\$ 6,850
SYD6032AWP Whirlpool (6)	\$ 4,685	SYD6636ATO Tub Only	\$ 2,370	SYD7240ACO Combo System	\$ 9,445
SYD6032ATA Thermal Air	\$ 5,800	SYD6636AWP Whirlpool (6)	\$ 4,710		

## COLORS *Additional lead time is required for premium colors*

### ACRYLIC BATHTUB COLORS

**Standard Colors:** White | Biscuit | Bone Included

**Premium Colors:** Black | Sterling Silver \$ 480

**Matte Finish:** \$ 1,305

### BACK MASSEUSE SYSTEMS *Additional finishes on page 15*

**System I** - Manual Control (WP/CO) | BAC.MA1-XXX \$ 945

**System II** - Electronic Control (WP/CO) | BAC.MA2-XXX \$ 1,900

**System III** - Electronic Control (TA) | BAC.MA3-XXX \$ 3,010

**COLD PLUNGE** | CLD.PL \$ 9,990

**EXPORT CRATE** | FRT.EXPCRT NET \$ 445

**EXTRA HIGH DENSITY** | HI.DEN \$ 735

### GRAB BARS (Pair) *Additional finishes on page 15*

**Standard Grab Bars** | GRA.BAR-XXX (Group 1 - PC, PB) \$ 490

**Universal Grab Bars** | UGB-XXX (Group 1 - PC, PB) \$ 525

### HYDRO BLANKET | BLA.HEA-X

2 Zones: \$1,830   3 Zones: \$2,290   4 Zones: \$2,555   5 Zones: \$2,885

**HYDRO COAT** | HYC.COA \$ 340

**HYDRO EXPRESS** | 69.104-HYD.EXP NET \$ 300

**HYDRO FILL** | HYD.FIL \$ 500

### HYDRO FUSION

Hydro Fusion (Tub Only) | 29.102 \$ 1,040

Hydro Fusion with Ozone (Tub Only) | 29.103 \$ 1,410

Hydro Fusion (TA, Whirlpool, Combo) | 29.107 \$ 1,570

**HYDRO INDULGE** | HYD.IND \$ 3,680

### HYDROZONE UV COMBO SYSTEM | OZUV.XXX

110 V | OZUV.110 \$ 1,220

## INLINE HEATER *Whirlpool and Combo Systems only*

12.50 Amps 1.5 KW - 110V | 27.100 \$ 850

6.00 Amps 0.75 KW | 27.103 \$ 760

## JETS *Additional finishes on page 16*

### Additional Standard or Swirling Jet (JET.STD-XX | JET.SWI-XX)

Group 1 - PC or PB \$ 245

**Swirling Jet Upgrade** | JUP.SWI-XX \$ 70

**Micro Therapy Jet** | MTJ.XXX (BIS, BLA, BON, SIL, WHI) \$ 200

**Custom Jet Locations** | 69.116-CUS.JET No Charge

## JET PLATING *For jet plating options go to page 16*

**LED TEMP. READOUT KEYPAD** | LED.UPG \$ 555

*Upgrade only, must have a keypad controlled system to purchase.*

**LIGHTING** LED Bath Light Chromatherapy System | LIG.LED \$ 865

## LOW WATER PROTECTION (Includes 30 minute timer)

110V | LOW.WAT-110 \$ 445

**LUMBAR SUPPORT** | LUM.SPT No Charge

## MOLDED ARMRESTS *(may add interior detail line to bathtub)*

2 Armrests (one pair) | ARM.MOL-2 \$ 155

**NECK MASSEUSE JET PILLOW** | PIL.NEC-XX \$ 890

**PUMPS** Custom Pump Locations | 69.116-CUS.PMP No Charge

**REMOTE CONTROL** | REM.CON \$ 790

## SKIRTS

**Sydney-T Skirt** | SKI.SYT \$ 215

**Integral Skirt Access Panel** | SKI.INT-PAN \$ 215

**WASTE & OVERFLOW** | WOV.XX INCLUDED

**Integral W/O** (Std. round) | IWO.XX \$ 380

**Linear Integral W/O** | LWO-XXX \$ 380

*Additional finishes on page 17*

# VANESSA

72" L x 42" W x 21" D  
Includes armrests



## MODEL / PRICING

VAN7242ATO	Tub Only	\$ 4,265	VAN7242ATA	Thermal Air	\$ 7,860
VAN7242AWP	Whirlpool (6)	\$ 8,415	VAN7242ACO	Combo System	\$ 10,390

## COLORS *Additional lead time is required for premium colors*

### ACRYLIC BATHTUB COLORS

<b>Standard Colors:</b> White   Biscuit   Bone	Included
<b>Premium Colors:</b> Black   Sterling Silver	\$ 480
<b>Matte Finish:</b>	\$ 1,305

### BACK MASSEUSE SYSTEMS *Additional finishes on page 15*

<b>System I</b> - Manual Control (WP/CO)   BAC.MA1-XXX	\$ 945
<b>System II</b> - Electronic Control (WP/CO)   BAC.MA2-XXX	\$ 1,900
<b>System III</b> - Electronic Control (TA)   BAC.MA3-XXX	\$ 3,010

<b>COLD PLUNGE</b>   CLD.PL	\$ 9,990
-----------------------------	----------

<b>EXPORT CRATE</b>   FRT.EXPCRT	NET \$ 445
----------------------------------	------------

<b>EXTRA HIGH DENSITY</b>   HI.DEN	\$ 735
------------------------------------	--------

### GRAB BARS (Pair) *Additional finishes on page 15*

<b>Standard Grab Bars</b>   GRA.BAR-XXX (Group 1 - PC, PB)	\$ 490
<b>Universal Grab Bars</b>   UGB-XXX (Group 1 - PC, PB)	\$ 525

### HYDRO BLANKET | BLA.HEA-X

2 Zones	\$ 1,905
3 Zones	\$ 2,385
4 Zones	\$ 2,660
5 Zones (with 2 controls)	\$ 3,000

<b>HYDRO COAT</b>   HYC.COA	\$ 340
-----------------------------	--------

<b>HYDRO EXPRESS</b>   69.104-HYD.EXP	NET \$ 300
---------------------------------------	------------

<b>HYDRO FILL</b>   HYD.FIL	\$ 500
-----------------------------	--------

### HYDRO FUSION

Hydro Fusion (Tub Only)   29.102	\$ 1,040
Hydro Fusion with Ozone (Tub Only)   29.103	\$ 1,410
Hydro Fusion (TA, Whirlpool, Combo)   29.107	\$ 1,570

<b>HYDRO INDULGE</b>   HYD.IND	\$ 3,680
--------------------------------	----------

### HYDROZONE UV COMBO SYSTEM | OZUV.XXX

Whirlpool and Combo Systems only 110 V   OZUV.110	\$ 1,220
--	----------

### INLINE HEATER *Whirlpool and Combo Systems only*

*No dedicated GFI required for 6 amp models.*

12.50 Amps 1.5 KW - 110V   27.100	\$ 850
6.00 Amps 0.75 KW   27.103	\$ 760

## JETS *Additional finishes on page 16*

<b>Additional Standard or Swirling Jet</b> (JET.STD-XX   JET.SWI-XX)	
Group 1 - PC or PB	\$ 245
<b>Swirling Jet Upgrade</b>   JUP.SWI-XX	\$ 70
<b>Micro Therapy Jet</b>   MTJ.XXX (BIS, BLA, BON, SIL, WHI)	\$ 200
<b>Custom Jet Locations</b>   69.116-CUS.JET	No Charge

*(Must include drawing of locations)*

## JET PLATING *For jet plating options go to page 16*

<b>LED TEMP. READOUT KEYPAD</b>   LED.UPG	\$ 555
---	--------

*Upgrade only, must have a keypad controlled system to purchase.*

<b>LIGHTING</b> LED Bath Light Chromotherapy System   LIG.LED	\$ 865
---	--------

## LOW WATER PROTECTION (Includes 30 minute timer)

110V   LOW.WAT-110	\$ 445
--------------------	--------

<b>NECK MASSEUSE JET PILLOW</b>   PIL.NEC-XX	\$ 890
--	--------

*Available in black, bone and white.*

<b>PADDED HEADREST PILLOW</b>   41.128 (Black only)	\$ 155
---	--------

<b>PUMPS</b> Custom Pump Locations   69.116-CUS.PMP	No Charge
---	-----------

<b>REMOTE CONTROL</b>   REM.CON	\$ 790
---------------------------------	--------

*Must have system to purchase*

<b>WASTE &amp; OVERFLOW</b>   WOV.XX	INCLUDED
--------------------------------------	----------

<b>Integral W/O</b> (Std. round)   IWO.XX	\$ 380
---	--------

<b>Linear Integral W/O</b>   LWO-XXX	\$ 380
--------------------------------------	--------

*Additional finishes on page 17*

# VERSAILLES

66" L x 36" W x 20" D

72" L x 36" W x 20" D

72" L x 42" W x 20" D

Hidden center drain cover

Available as freestanding model, see Cheyenne page 28



## MODEL / PRICING

VER6636ATO	Tub Only	\$ 3,435	VER7236ATO	Tub Only	\$ 3,605	VER7242ATO	Tub Only	\$ 3,775
VER6636AWP	Whirlpool (8)	\$ 7,185	VER7236AWP	Whirlpool (8)	\$ 7,435	VER7242AWP	Whirlpool (8)	\$ 7,625
VER6636ATA	Thermal Air	\$ 7,430	VER7236ATA	Thermal Air	\$ 7,865	VER7242ATA	Thermal Air	\$ 8,060
VER6636ACO	Combo System	\$ 9,900	VER7236ACO	Combo System	\$ 10,340	VER7242ACO	Combo System	\$ 10,540

## COLORS *Additional lead time is required for premium colors*

### ACRYLIC BATHTUB COLORS

**Standard Colors:** White | Biscuit | Bone Included

**Premium Colors:** Black | Sterling Silver \$ 480

**Matte Finish:** \$ 1,305

### BACK MASSEUSE SYSTEMS *Additional finishes on page 15*

**System I** - Manual Control (WP/CO) | BAC.MA1-XXX \$ 945

**System II** - Electronic Control (WP/CO) | BAC.MA2-XXX \$ 1,900

**System III** - Electronic Control (TA) | BAC.MA3-XXX \$ 3,010

**COLD PLUNGE** | CLD.PL \$ 9,990

**EXPORT CRATE** | FRT.EXPCRT NET \$ 445

**EXTRA HIGH DENSITY** | HI.DEN \$ 735

### GRAB BARS (Pair) *Additional finishes on page 15*

**Standard Grab Bars** | GRA.BAR-XXX (Group 1 - PC, PB) \$ 490

**Universal Grab Bars** | UGB-XXX (Group 1 - PC, PB) \$ 525

### HYDRO BLANKET | BLA.HEA-X

2 Zones \$ 1,905

3 Zones \$ 2,385

4 Zones \$ 2,660

**HYDRO COAT** | HYC.COA \$ 340

**HYDRO EXPRESS** | 69.104-HYD.EXP NET \$ 300

**HYDRO FILL** | HYD.FIL \$ 500

### HYDRO FUSION

Hydro Fusion (Tub Only) | 29.102 \$ 1,040

Hydro Fusion with Ozone (Tub Only) | 29.103 \$ 1,410

Hydro Fusion (TA, Whirlpool, Combo) | 29.107 \$ 1,570

**HYDRO INDULGE** | HYD.IND \$ 3,680

### HYDROZONE UV COMBO SYSTEM | OZUV.XXX

Whirlpool and Combo Systems only

110 V | OZUV.110 \$ 1,220

### INLINE HEATER *Whirlpool and Combo Systems only*

*No dedicated GFI required for 6 amp models.*

12.50 Amps 1.5 KW - 110V | 27.100 \$ 850

6.00 Amps 0.75 KW | 27.103 \$ 760

## JETS *Additional finishes on page 16*

### Additional Standard or Swirling Jet (JET.STD-XX | JET.SWI-XX)

Group 1 - PC or PB \$ 245

**Swirling Jet Upgrade** | JUP.SWI-XX \$ 70

**Micro Therapy Jet** | MTJ.XXX (BIS, BLA, BON, SIL, WHI) \$ 200

**Custom Jet Locations** | 69.116-CUS.JET No Charge

*(Must include drawing of locations)*

### JET PLATING *For jet plating options go to page 16*

**LED TEMP. READOUT KEYPAD** | LED.UPG \$ 555

*Upgrade only, must have a keypad controlled system to purchase.*

**LIGHTING** LED Bath Light Chromatherapy System | LIG.LED \$ 865

### LOW WATER PROTECTION (Includes 30 minute timer)

110V | LOW.WAT-110 \$ 445

**MICRO MOUNT** | 69.140MCREDG \$ 140

### MOLDED ARMRESTS *(may add interior detail line to bathtub)*

2 Armrests (one pair) | ARM.MOL-2 \$ 155

**NECK MASSEUSE JET PILLOW** | PIL.NEC-XX \$ 890

*Available in black, bone and white.*

**PADDED HEADREST PILLOW** | 41.128 (Black only) \$ 155

**PUMPS** **Custom Pump Locations** | 69.116-CUS.PMP No Charge

**REMOTE CONTROL** | REM.CON \$ 790

*Must have system to purchase*

### SKIRTS *For skirt options go to pages 16-17*

**TILE FLANGES** | FLA.MO-X \$ 220

**UNDERMOUNT** | UNDRMT No Charge

**WASTE & OVERFLOW** | WOV.XX INCLUDED

\*The addition of multiple options could impact the equipment fitting inside the perimeter of the tub.

# VICTORIA

73"L x 48"W x 24"D



## MODEL / PRICING

VIC7348ATO	Tub Only	\$ 4,585	VIC7348ATA	Thermal Air	\$ 8,810
VIC7348AWP	Whirlpool (8)	\$ 8,225	VIC7348ACO	Combo System	\$ 11,080

## COLORS *Additional lead time is required for premium colors*

### ACRYLIC BATHTUB COLORS

<b>Standard Colors:</b> White   Biscuit   Bone	Included
<b>Premium Colors:</b> Black   Sterling Silver	\$ 480
<b>Matte Finish:</b>	\$ 1,305

### BACK MASSEUSE SYSTEMS *Additional finishes on page 15*

<b>System I</b> - Manual Control (WP/CO)   BAC.MA1-XXX	\$ 945
<b>System II</b> - Electronic Control (WP/CO)   BAC.MA2-XXX	\$ 1,900
<b>System III</b> - Electronic Control (TA)   BAC.MA3-XXX	\$ 3,010

<b>COLD PLUNGE</b>   CLD.PL	\$ 9,990
-----------------------------	----------

<b>EXPORT CRATE</b>   FRT.EXPCRT	NET \$ 445
----------------------------------	------------

<b>EXTRA HIGH DENSITY</b>   HI.DEN	\$ 735
------------------------------------	--------

### GRAB BARS (Pair) *Additional finishes on page 15*

<b>Standard Grab Bars</b>   GRA.BAR-XXX (Group 1 - PC, PB)	\$ 490
<b>Universal Grab Bars</b>   UGB-XXX (Group 1 - PC, PB)	\$ 525

### HYDRO BLANKET | BLA.HEA-X

2 Zones	\$ 1,905
3 Zones	\$ 2,385
4 Zones	\$ 2,660

<b>HYDRO COAT</b>   HYC.COA	\$ 340
-----------------------------	--------

<b>HYDRO EXPRESS</b>   69.104-HYD.EXP	NET \$ 300
---------------------------------------	------------

<b>HYDRO FILL</b>   HYD.FIL	\$ 500
-----------------------------	--------

### HYDRO FUSION

Hydro Fusion (Tub Only)   29.102	\$ 1,040
Hydro Fusion with Ozone (Tub Only)   29.103	\$ 1,410
Hydro Fusion (TA, Whirlpool, Combo)   29.107	\$ 1,570

<b>HYDRO INDULGE</b>   HYD.IND	\$ 3,680
--------------------------------	----------

### HYDROZONE UV COMBO SYSTEM | OZUV.XXX

Whirlpool and Combo Systems only 110 V   OZUV.110	\$ 1,220
--	----------

### INLINE HEATER *Whirlpool and Combo Systems only*

*No dedicated GFI required for 6 amp models.*

12.50 Amps 1.5 KW - 110V   27.100	\$ 850
6.00 Amps 0.75 KW   27.103	\$ 760

## JETS *Additional finishes on page 16*

### Additional Standard or Swirling Jet (JET.STD-XX | JET.SWI-XX)

Group 1 - PC or PB	\$ 245
<b>Swirling Jet Upgrade</b>   JUP.SWI-XX	\$ 70
<b>Micro Therapy Jet</b>   MTJ.XXX (BIS, BLA, BON, SIL, WHI)	\$ 200
<b>Custom Jet Locations</b>   69.116-CUS.JET	No Charge

*(Must include drawing of locations)*

## JET PLATING *For jet plating options go to page 16*

<b>LED TEMP. READOUT KEYPAD</b>   LED.UPG	\$ 555
---	--------

*Upgrade only, must have a keypad controlled system to purchase.*

<b>LIGHTING</b> LED Bath Light Chromotherapy System   LIG.LED	\$ 865
---	--------

## LOW WATER PROTECTION (Includes 30 minute timer)

110V   LOW.WAT-110	\$ 445
--------------------	--------

<b>MICRO MOUNT</b>   69.140MCREDG	\$ 140
-----------------------------------	--------

## MOLDED ARMRESTS

*Some molded armrests add an interior detail line to the bathtub*

2 Armrests (one pair)   ARM.MOL-2	\$ 155
-----------------------------------	--------

<b>NECK MASSEUSE JET PILLOW</b>   PIL.NEC-XX	\$ 890
--	--------

*Available in black, bone and white.*

<b>PADDED HEADREST PILLOW</b>   41.128 (Black only)	\$ 155
---	--------

<b>PUMPS</b> Custom Pump Locations   69.116-CUS.PMP	No Charge
---	-----------

<b>REMOTE CONTROL</b>   REM.CON	\$ 790
---------------------------------	--------

*Must have system to purchase*

<b>TILE FLANGES</b>   FLA.MO-X	\$ 220
--------------------------------	--------

<b>UNDERMOUNT</b>   UNDRMT	No Charge
----------------------------	-----------

<b>WASTE &amp; OVERFLOW</b>   WOV.XX	INCLUDED
--------------------------------------	----------

<b>Integral W/O</b> (Std. round)   IWO.XX	\$ 380
---	--------

<b>Linear Integral W/O</b>   LWO-XXX	\$ 380
--------------------------------------	--------

*Additional finishes on page 17*

# WALK-IN

52" L x 30" W x 40" D  
 Gel coat model  
 Specify RH or LH drain  
 Includes an 8" extension panel to make it fit 60"



## MODEL / PRICING

WAL5230GTO	Tub Only	\$ 10,645	WAL5230GTA	Thermal Air	\$ 15,905
WAL5230GWP	Whirlpool (8)	\$ 15,905	WAL5230GCO	Combo System	\$ 18,060

## COLORS *Additional lead time is required for premium colors*

### GEL COAT BATHTUB COLORS

**Standard Colors:** Almond | White | Biscuit | Bone Included  
**Color matching** (colors match all manufacturers' fixture colors) \$ 550

**COLD PLUNGE** | CLD.PL \$ 9,990

### GRAB BARS (Pair) *Additional finishes on page 15*

Group 1- PC, PB Standard  
 Additional Finishes \$ 1,690

**EXPORT CRATE** | FRT.EXPCRT NET \$ 445

### HYDRO BLANKET | BLA.HEA-X


2 Zones \$ 1,905  
 3 Zones \$ 2,385  
 4 Zones \$ 2,660  
 5 Zones (with 2 controls) \$ 3,000

**HYDRO COAT** | HYC.COA \$ 340

### HYDRO FUSION

Hydro Fusion (Tub Only) | 29.102 \$ 1,040  
 Hydro Fusion with Ozone (Tub Only) | 29.103 \$ 1,410  
 Hydro Fusion (TA, Whirlpool, Combo) | 29.107 \$ 1,570

**HYDRO INDULGE** | HYD.IND \$ 3,680



## HYDROZONE UV COMBO SYSTEM | OZUV.XXX

Whirlpool and Combo Systems only  
 110 V | OZUV.110 \$ 1,220  
 220 V | OZUV.220 \$ 1,220

## INLINE HEATER *Whirlpool and Combo Systems only*

*No dedicated GFI required for 6 amp models.*  
 12.50 Amps 1.5 KW - 110V | 27.100 \$ 850  
 6.00 Amps 0.75 KW | 27.103 \$ 760

## JETS *Additional finishes on page 16*

**Additional Standard or Swirling Jet** (JET.STD-XX | JET.SWI-XX)  
 Group 1 - PC or PB \$ 245  
**Swirling Jet Upgrade** | JUP.SWI-XX \$ 70  
**Micro Therapy Jet** | MTJ.XXX (BIS, BLA, BON, SIL, WHI) \$ 200  
**Custom Jet Locations** | 69.116-CUS.JET No Charge  
*(Must include drawing of locations)*

## JET PLATING *For jet plating options go to page 16*

**LED TEMP. READOUT KEYPAD** | LED.UPG \$ 555

*Upgrade only, must have a keypad controlled system to purchase.*

**LIGHTING** LED Bath Light Chromatherapy System | LIG.LED \$ 865

**REMOTE CONTROL** | REM.CON \$ 790

*Must have system to purchase*

**WALK-IN FINISH UPGRADE** \$ 1,685

Handle, grab bar, waste & overflow.

# WHITNEY

62" L x 62" W x 21" D

Includes 4 clear acrylic grab bars



## MODEL / PRICING

WHI6262ATO	Tub Only	\$ 4,220
WHI6262AWP	Whirlpool (6)	\$ 7,765

WHI6262ATA	Thermal Air	\$ 8,240
WHI6262ACO	Combo System	\$ 10,375

## COLORS *Additional lead time is required for premium colors*

### ACRYLIC BATHTUB COLORS

<b>Standard Colors:</b> White   Biscuit   Bone	Included
<b>Premium Colors:</b> Black   Sterling Silver	\$ 480
<b>Matte Finish:</b>	\$ 1,305

## BACK MASSEUSE SYSTEMS *Additional finishes on page 15*

<b>System I</b> - Manual Control (WP/CO)   BAC.MA1-XXX	\$ 945
<b>System II</b> - Electronic Control (WP/CO)   BAC.MA2-XXX	\$ 1,900
<b>System III</b> - Electronic Control (TA)   BAC.MA3-XXX	\$ 3,010

<b>COLD PLUNGE</b>   CLD.PL	\$ 9,990
-----------------------------	----------

<b>EXPORT CRATE</b>   FRT.EXPCRT	NET \$ 445
----------------------------------	------------

<b>EXTRA HIGH DENSITY</b>   HI.DEN	\$ 735
------------------------------------	--------

## GRAB BARS (Pair) *Additional finishes on page 15*

<b>Standard Grab Bars</b>   GRA.BAR-XXX (Group 1 - PC, PB)	\$ 490
<b>Universal Grab Bars</b>   UGB-XXX (Group 1 - PC, PB)	\$ 525

## HYDRO BLANKET | BLA.HEA-X

2 Zones	\$ 1,905
3 Zones	\$ 2,385
4 Zones	\$ 2,660

<b>HYDRO COAT</b>   HYC.COA	\$ 340
-----------------------------	--------

<b>HYDRO EXPRESS</b>   69.104-HYD.EXP	NET \$ 300
---------------------------------------	------------

<b>HYDRO FILL</b>   HYD.FIL	\$ 500
-----------------------------	--------

## HYDRO FUSION

Hydro Fusion (Tub Only)   29.102	\$ 1,040
Hydro Fusion with Ozone (Tub Only)   29.103	\$ 1,410
Hydro Fusion (TA, Whirlpool, Combo)   29.107	\$ 1,570

<b>HYDRO INDULGE</b>   HYD.IND	\$ 3,680
--------------------------------	----------

## HYDROZONE UV COMBO SYSTEM | OZUV.XXX

Whirlpool and Combo Systems only 110 V   OZUV.110	\$ 1,220
--	----------

## INLINE HEATER *Whirlpool and Combo Systems only*

*No dedicated GFI required for 6 amp models.*

12.50 Amps 1.5 KW - 110V   27.100	\$ 850
6.00 Amps 0.75 KW   27.103	\$ 760

## JETS *Additional finishes on page 16*

<b>Additional Standard or Swirling Jet</b> (JET.STD-XX   JET.SWI-XX)	
Group 1 - PC or PB	\$ 245
<b>Swirling Jet Upgrade</b>   JUP.SWI-XX	\$ 70
<b>Micro Therapy Jet</b>   MTJ.XXX (BIS, BLA, BON, SIL, WHI)	\$ 200
<b>Custom Jet Locations</b>   69.116-CUS.JET	No Charge
<i>(Must include drawing of locations)</i>	

## JET PLATING *For jet plating options go to page 16*

<b>LED TEMP. READOUT KEYPAD</b>   LED.UPG	\$ 555
---	--------

*Upgrade only, must have a keypad controlled system to purchase.*

<b>LIGHTING</b> LED Bath Light Chromotherapy System   LIG.LED	\$ 865
---	--------

## LOW WATER PROTECTION (Includes 30 minute timer)

110V   LOW.WAT-110	\$ 445
--------------------	--------

<b>MICRO MOUNT</b>   69.140MCREDG	\$ 140
-----------------------------------	--------

<b>NECK MASSEUSE JET PILLOW</b>   PIL.NEC-XX	\$ 890
--	--------

Available in black, bone and white.

<b>PADDED HEADREST PILLOW</b>   41.128 (Black only)	\$ 155
---	--------

<b>PUMPS</b> Custom Pump Locations   69.116-CUS.PMP	No Charge
---	-----------

<b>REMOTE CONTROL</b>   REM.CON	\$ 790
---------------------------------	--------

*Must have system to purchase*

<b>TILE FLANGES</b>   FLA.MO-X	\$ 220
--------------------------------	--------

<b>WASTE &amp; OVERFLOW</b>   WOV.XX	INCLUDED
--------------------------------------	----------

<b>Integral W/O</b> (Std. round)   IWO.XX	\$ 380
---	--------

<b>Linear Integral W/O</b>   LWO-XXX	\$ 380
--------------------------------------	--------

*Additional finishes on page 17*

# YVETTE

72" L x 42" W x 21" D

Includes armrests



## MODEL / PRICING

YVE7242ATO	Tub Only	\$ 4,395	YVE7242ATA	Thermal Air	\$ 7,860
YVE7242AWP	Whirlpool (8)	\$ 8,405	YVE7242ACO	Combo System	\$ 10,575

## COLORS *Additional lead time is required for premium colors*

### ACRYLIC BATHTUB COLORS

<b>Standard Colors:</b> White   Biscuit   Bone	Included
<b>Premium Colors:</b> Black   Sterling Silver	\$ 480
<b>Matte Finish:</b>	\$ 1,305

### BACK MASSEUSE SYSTEMS *Additional finishes on page 15*

<b>System I</b> - Manual Control (WP/CO)   BAC.MA1-XXX	\$ 945
<b>System II</b> - Electronic Control (WP/CO)   BAC.MA2-XXX	\$ 1,900
<b>System III</b> - Electronic Control (TA)   BAC.MA3-XXX	\$ 3,010

<b>COLD PLUNGE</b>   CLD.PL	\$ 9,990
-----------------------------	----------

<b>EXPORT CRATE</b>   FRT.EXPCRT	NET \$ 445
----------------------------------	------------

<b>EXTRA HIGH DENSITY</b>   HI.DEN	\$ 735
------------------------------------	--------

### GRAB BARS (Pair) *Additional finishes on page 15*

<b>Standard Grab Bars</b>   GRA.BAR-XXX (Group 1 - PC, PB)	\$ 490
<b>Universal Grab Bars</b>   UGB-XXX (Group 1 - PC, PB)	\$ 525

### HYDRO BLANKET | BLA.HEA-X

2 Zones	\$ 1,905
3 Zones	\$ 2,385
4 Zones	\$ 2,660

<b>HYDRO COAT</b>   HYC.COA	\$ 340
-----------------------------	--------

<b>HYDRO EXPRESS</b>   69.104-HYD.EXP	NET \$ 300
---------------------------------------	------------

<b>HYDRO FILL</b>   HYD.FIL	\$ 500
-----------------------------	--------

### HYDRO FUSION

Hydro Fusion (Tub Only)   29.102	\$ 1,040
Hydro Fusion with Ozone (Tub Only)   29.103	\$ 1,410
Hydro Fusion (TA, Whirlpool, Combo)   29.107	\$ 1,570

<b>HYDRO INDULGE</b>   HYD.IND	\$ 3,680
--------------------------------	----------

### HYDROZONE UV COMBO SYSTEM | OZUV.XXX

Whirlpool and Combo Systems only	
110 V   OZUV.110	\$ 1,220

### INLINE HEATER *Whirlpool and Combo Systems only*

*No dedicated GFI required for 6 amp models.*

12.50 Amps 1.5 KW - 110V   27.100	\$ 850
6.00 Amps 0.75 KW   27.103	\$ 760

## JETS *Additional finishes on page 16*

### Additional Standard or Swirling Jet (JET.STD-XX | JET.SWI-XX)

Group 1 - PC or PB	\$ 245
<b>Swirling Jet Upgrade</b>   JUP.SWI-XX	\$ 70
<b>Micro Therapy Jet</b>   MTJ.XXX (BIS, BLA, BON, SIL, WHI)	\$ 200
<b>Custom Jet Locations</b>   69.116-CUS.JET	No Charge

*(Must include drawing of locations)*

### JET PLATING *For jet plating options go to page 16*

<b>LED TEMP. READOUT KEYPAD</b>   LED.UPG	\$ 555
---	--------

*Upgrade only, must have a keypad controlled system to purchase.*

<b>LIGHTING</b> LED Bath Light Chromatherapy System   LIG.LED	\$ 865
---	--------

### LOW WATER PROTECTION (Includes 30 minute timer)

110V   LOW.WAT-110	\$ 445
--------------------	--------

<b>NECK MASSEUSE JET PILLOW</b>   PIL.NEC-XX	\$ 890
--	--------

*Available in black, bone and white.*

<b>PADDED HEADREST PILLOW</b>   41.128 (Black only)	\$ 155
---	--------

<b>PUMPS</b> Custom Pump Locations   69.116-CUS.PMP	No Charge
---	-----------

<b>REMOTE CONTROL</b>   REM.CON	\$ 790
---------------------------------	--------

*Must have system to purchase*

<b>WASTE &amp; OVERFLOW</b>   WOV.XX	INCLUDED
--------------------------------------	----------

<b>Integral W/O</b> (Std. round)   IWO.XX	\$ 380
---	--------

<b>Linear Integral W/O</b>   LWO-XXX	\$ 380
--------------------------------------	--------

*Additional finishes on page 17*

METRO COLLECTION



Loyd Builders  
Photo: Kyle Santee Media  
Splash Galleries

# METRO COLLECTION

## STANDARD FEATURES

- **HYDROLUXE SS™:** All Metro Collection bathtubs are produced with Hydroluxe SS™. Our relentless pursuit of perfection has led us to hone and test our processes to proudly introduce HydroLuxe SS™, the evolution of Solid Surface bathtubs. Representing the latest in eco-friendly technology, this range of seamless, solid-surface bathtubs is constructed from a blend of ground natural minerals and the best in man-made composites. The prolite system we add is uniquely packed with particles, making it a standout in the marketplace when it comes to efficiency and bonding strength. This hybrid material undergoes the transformation from liquid to solid, resulting in a bathtub that is 100% solid surface all the way through, with zero hollow or unfilled areas. The perfectly developed HydroLuxe SS™ blend brings even more durability to the Hydro Systems standard.
- **AIR PURGE** turns on 20 minutes after the system is turned off to dry the air channel. If not using the Thermal Air when bathing we still recommend it be turned on for at least 30 seconds before draining the tub to activate the purge cycle. If staying in the tub longer than 20 minutes after the system is turned off, the air system will still turn on to purge the tub. If this occurs, it should be turned on again for at least 30 seconds before draining the tub to activate the purge / drying cycle.
- **LINEAR INTEGRAL WASTE & OVERFLOW:** Included with all models (except Auburn). It comes color matched to tub unless specified otherwise in purchase order. Thermal Air blowers must be installed remotely.
- **REMOTE CONTROL:** Included with all Thermal Air tubs. Enables turning the Thermal Air system on and off without getting out of the tub. It is waterproof, and it floats.
- **SILENT AIR INDUCTION**
- **THERMAL AIR SYSTEM:** Thermal Air bathtubs are an air injector system, equipped with a 1 H.P. variable speed 600 watt blower, a smart purge system and ozone purification. Blower must be remotely located.
- **HYDROZONE:** Included with all Thermal Air systems.

## OPTIONS & ACCESSORIES

### COLORS *Additional lead time is required for premium colors*

#### HYDROLUXE SS™ BATHTUB COLORS

**Standard Colors:** Almond | White | Biscuit Included

**Premium Colors** | METRO-UP.XXX \$ 2,490

Black | Carmine Red | Concrete Grey | Distant Blue

Grey Beige | Moss Green | Orange Brown | Pastel Violet

Purple Violet | Red Orange | Sapphire Blue | Signal Orange

Stone Grey | Tarpaulin Grey | Terra Brown

**Custom Color** \$ 300 NET UPCHARGE

**Dual Color Option** | DUAL.COL.XXX-XXX

Group 1 - White w. any color added \$ 2,490

Group 2 - two different colors \$ 3,110

#### FINISH

**Matte Finish** | METRO.MAT NO CHARGE UPGRADE

**Polished Finish** | METRO.POL NO CHARGE UPGRADE

**Matte Gloss Combination** | METRO.TWOTONE \$ 365

(Please specify finish on all orders)

#### SURFACES (outside only)

**Metallic:** Polished Nickel [PN] \$ 18,300

MODEL/METAL/COLOR (XXX.XXX.XXX)

**COLD PLUNGE** | CLD.PL \$ 9,990

**EXPORT CRATE** | FRT.EXPCRT NET \$ 445

**FOUNDATION** | METRO.FOUNDATION \$ 445

(Bellevue model only)

**FREIGHT (to distributor)** NET \$ 200

Jobsite Delivery NET \$ 100

Lift Gate NET \$ 75

**HYDRO COAT** | HYC.COA \$ 340

**HYDRO EXPRESS** | 69.104-HYD.EXP NET \$ 500

#### HYDRO FUSION

Hydro Fusion (Tub Only) | 29.102 \$ 1,040

Hydro Fusion with Ozone (Tub Only) | 29.103 \$ 1,410

Hydro Fusion (TA, Whirlpool, Combo) | 29.107 \$ 1,570

**HYDRO INDULGE** | HYD.IND \$ 3,680

**HYDROZONE** INCLUDED ON THERMAL AIR

#### ISLAND TUB DRAIN | ITD.XXX

ABS, PVC | ITD.ABS | ITD.PVC \$ 380

Cast Iron | ITD.CST \$ 460

**LED TEMP. READOUT KEYPAD** | LED.UPG \$ 555

*Upgrade only, must have a keypad controlled system to purchase.*

**RECIRCULATION SYSTEM** | RES.AUB \$ 1,230

(Auburn model only)

#### TOWER | TOW-XX

Must specify size when ordering. Can hide plumbing, blower, Fusion or Indulge.

18" or 24" \$ 1,350 25" - 30" \$ 1,350

31" - 36" \$ 1,480 37" - 42" \$ 1,605

43" - 48" \$ 1,735 49" - 54" \$ 1,860

55" - 60" \$ 1,990 Access Panel \$ 420

#### WASTE & OVERFLOW

**Linear Integral W/O** | LWO-XXX INCLUDED

WHI, BIS, PC, PB, PN, BC, BB, BN, SC, SB, SN, ORB, PE, MB

Gold Finish Upgrade (PG, BG) \$ 510

# ALAMO

58"L x 31"W x 21"D - center drain  
 66"L x 34"W x 21"D - center drain  
 70"L x 34"W x 21"D - center drain  
 Linear Integral W/O Included (specify finish)

Remote blower required for Thermal Air system



## MODEL / PRICING

ALA5831HTO Tub Only	\$ 7,135	ALA6634HTO Tub Only	\$ 7,360	ALA7034HTO Tub Only	\$ 7,540
ALA5831HTA Thermal Air	\$ 13,845	ALA6634HTA Thermal Air	\$ 13,890	ALA7034HTA Thermal Air	\$ 13,920

**COLORS** Additional lead time is required for premium colors

### HYDROLUXE SS™ BATHTUB COLORS

**Standard Colors:** Almond | White | Biscuit Included  
**Premium Colors:** \$ 2,490

Black | Carmine Red | Concrete Grey | Distant Blue  
 Grey Beige | Moss Green | Orange Brown | Pastel Violet  
 Purple Violet | Red Orange | Sapphire Blue | Signal Orange  
 Stone Grey | Tarpaulin Grey | Terra Brown

**Dual Color Option** | DUAL.COL.XXX-XXX

Group 1 - White w. any color added \$ 2,490  
 Group 2 - two different colors \$ 3,110

### FINISH

**Matte Finish** | METRO.MAT NO CHARGE UPGRADE

**Polished Finish** | METRO.POL NO CHARGE UPGRADE

**Matte Gloss Combination** | METRO.TWOTONE \$ 365

(Please specify finish on all orders)

### SURFACES (outside only)

**Metallic:** Polished Nickel [PN] \$ 18,300

MODEL/METAL/COLOR (XXX.XXX.XXX)

**COLD PLUNGE** | CLD.PL \$ 9,990

**EXPORT CRATE** | FRT.EXPCRT NET \$ 445

**FREIGHT (to distributor)** NET \$ 200

### HYDRO FUSION

29.102: \$ 1,040 29.103: \$ 1,410 29.107: \$ 1,570

**HYDRO INDULGE** | HYD.IND \$ 3,680

**HYDROZONE** INCLUDED ON THERMAL AIR

### ISLAND TUB DRAIN | ITD.XXX

ABS, PVC | ITD.ABS | ITD.PVC \$ 380

Cast Iron | ITD.CST \$ 460

### WASTE & OVERFLOW

**Linear Integral W/O** | LWO-XXX INCLUDED

WHI, BIS, PC, PB, PN, BC, BB, BN, SC, SB, SN, ORB, PE, MB

Gold Finish Upgrade (PG, BG) \$ 510

# ANAHA

64"L x 36"W x 24"D - end drain  
 Linear Integral W/O Included (please specify finish)  
 Includes lumbar support  
 Remote blower required for Thermal Air system



## MODEL / PRICING

ANA6436HTO Tub Only	\$ 9,020	ANA6436HTA Thermal Air	\$ 13,790
---------------------	----------	------------------------	-----------

**COLORS** Additional lead time is required for premium colors

### HYDROLUXE SS™ BATHTUB COLORS

**Standard Colors:** Almond | White | Biscuit Included  
**Premium Colors:** \$ 2,490

Black | Carmine Red | Concrete Grey | Distant Blue  
 Grey Beige | Moss Green | Orange Brown | Pastel Violet  
 Purple Violet | Red Orange | Sapphire Blue | Signal Orange  
 Stone Grey | Tarpaulin Grey | Terra Brown

**Dual Color Option** | DUAL.COL.XXX-XXX

Group 1 - White w. any color added \$ 2,490  
 Group 2 - two different colors \$ 3,110

### FINISH

**Matte Finish** | METRO.MAT NO CHARGE UPGRADE

**Polished Finish** | METRO.POL NO CHARGE UPGRADE

**Matte Gloss Combination** | METRO.TWOTONE \$ 365

(Please specify finish on all orders)

### SURFACES (outside only)

**Metallic:** Polished Nickel [PN] \$ 18,300

MODEL/METAL/COLOR (XXX.XXX.XXX)

**COLD PLUNGE** | CLD.PL \$ 9,990

**EXPORT CRATE** | FRT.EXPCRT NET \$ 445

**FREIGHT (to distributor)** NET \$ 200

### HYDRO FUSION

29.102: \$ 1,040 29.103: \$ 1,410 29.107: \$ 1,570

**HYDRO INDULGE** | HYD.IND \$ 3,680

**HYDROZONE** INCLUDED ON THERMAL AIR

### ISLAND TUB DRAIN | ITD.XXX

ABS, PVC | ITD.ABS | ITD.PVC \$ 380

Cast Iron | ITD.CST \$ 460

### WASTE & OVERFLOW

**Linear Integral W/O** | LWO-XXX INCLUDED

WHI, BIS, PC, PB, PN, BC, BB, BN, SC, SB, SN, ORB, PE, MB

Gold Finish Upgrade (PG, BG) \$ 510

# ANSON

66"L x 35"W x 24"D - side center drain  
Includes lumbar support



## MODEL / PRICING

ANS6635HTO Tub Only \$ 7,750

ANS6635HTA Thermal Air \$ 14,570

**COLORS** Additional lead time is required for premium colors

### HYDROLUXE SS™ BATHTUB COLORS

**Standard Colors:** Almond | White | Biscuit Included  
**Premium Colors:** \$ 2,490

Black | Carmine Red | Concrete Grey | Distant Blue  
Grey Beige | Moss Green | Orange Brown | Pastel Violet  
Purple Violet | Red Orange | Sapphire Blue | Signal Orange  
Stone Grey | Tarpaulin Grey | Terra Brown

**Dual Color Option** | DUAL.COL.XXX-XXX

Group 1 - White w. any color added \$ 2,490  
Group 2 - two different colors \$ 3,110

### FINISH

**Matte Finish** | METRO.MAT NO CHARGE UPGRADE

**Polished Finish** | METRO.POL NO CHARGE UPGRADE

**Matte Gloss Combination** | METRO.TWOTONE \$ 365

(Please specify finish on all orders)

### SURFACES (outside only)

**Metallic:** Polished Nickel [PN] \$ 18,300

MODEL/METAL/COLOR (XXX.XXX.XXX)

**COLD PLUNGE** | CLD.PL \$ 9,990

**EXPORT CRATE** | FRT.EXPCRT NET \$ 445

**FREIGHT (to distributor)** NET \$ 200

### HYDRO FUSION

29.102: \$ 1,040 29.103: \$ 1,410 29.107: \$ 1,570

**HYDRO INDULGE** | HYD.IND \$ 3,680

**HYDROZONE** INCLUDED ON THERMAL AIR

### ISLAND TUB DRAIN | ITD.XXX

ABS, PVC | ITD.ABS | ITD.PVC \$ 380

Cast Iron | ITD.CST \$ 460

### WASTE & OVERFLOW

**Linear Integral W/O** | LWO-XXX INCLUDED

WHI, BIS, PC, PB, PN, BC, BB, BN, SC, SB, SN, ORB, PE, MB  
Gold Finish Upgrade (PG, BG) \$ 510

# AUBURN

80"L x 43"W x 20"D - center drain

80"L x 66"W x 20"D - center drain

No overflow Included

Available as a drop-in only

Remote blower required for Thermal Air system



## MODEL / PRICING

ABN8043HTO Tub Only \$ 8,790

ABN8043HTA Thermal Air \$ 14,935

ABN8066HTO Tub Only \$ 11,010

ABN8066HTA Thermal Air \$ 17,445

**COLORS** Additional lead time is required for premium colors

### HYDROLUXE SS™ BATHTUB COLORS

**Standard Colors:** Almond | White | Biscuit Included  
**Premium Colors:** \$ 2,490

Black | Carmine Red | Concrete Grey | Distant Blue  
Grey Beige | Moss Green | Orange Brown | Pastel Violet  
Purple Violet | Red Orange | Sapphire Blue | Signal Orange  
Stone Grey | Tarpaulin Grey | Terra Brown

### FINISH

**Matte Finish** | METRO.MAT NO CHARGE UPGRADE

**Polished Finish** | METRO.POL NO CHARGE UPGRADE

**Matte Gloss Combination** | METRO.TWOTONE \$ 365

(Please specify finish on all orders)

**COLD PLUNGE** | CLD.PL \$ 9,990

**EXPORT CRATE** | FRT.EXPCRT NET \$ 445

**HYDRO FILL** | HYD.FIL \$ 500

### HYDRO FUSION

29.102: \$ 1,040 29.103: \$ 1,410 29.107: \$ 1,570

**HYDRO INDULGE** | HYD.IND \$ 3,680

**HYDROZONE** INCLUDED ON THERMAL AIR

**RECIRCULATION SYSTEM** | RES.AUB \$ 1,230


(Auburn model only)

# BELLEVUE

60"L x 32"W x 24"D - center drain

Linear Integral W/O Included (please specify finish)

Remote blower required for Thermal Air system



## MODEL / PRICING

BEL6032HTO Tub Only \$ 7,135

BEL6032HTA Thermal Air \$ 13,845

**COLORS** Additional lead time is required for premium colors

### HYDROLUXE SS™ BATHTUB COLORS

**Standard Colors:** Almond | White | Biscuit Included

**Premium Colors:** \$ 2,490

Black | Carmine Red | Concrete Grey | Distant Blue

Grey Beige | Moss Green | Orange Brown | Pastel Violet

Purple Violet | Red Orange | Sapphire Blue | Signal Orange

Stone Grey | Tarpaulin Grey | Terra Brown

**Dual Color Option** | DUAL.COL.XXX-XXX

Group 1 - White w. any color added \$ 2,490

Group 2 - two different colors \$ 3,110

### FINISH

**Matte Finish** | METRO.MAT NO CHARGE UPGRADE

**Polished Finish** | METRO.POL NO CHARGE UPGRADE

**Matte Gloss Combination** | METRO.TWOTONE \$ 365

(Please specify finish on all orders)

### SURFACES (outside only)

**Metallic:** Polished Nickel [PN] \$ 18,300

MODEL/METAL/COLOR (XXX.XXX.XXX)

**COLD PLUNGE** | CLD.PL \$ 9,990

**EXPORT CRATE** | FRT.EXPCRT NET \$ 445

**FOUNDATION** | METRO.FOUNDATION \$ 445

**FREIGHT (to distributor)** NET \$ 200

### HYDRO FUSION

29.102: \$ 1,040 29.103: \$ 1,410 29.107: \$ 1,570

**HYDRO INDULGE** | HYD.IND \$ 3,680

**HYDROZONE** INCLUDED ON THERMAL AIR

### ISLAND TUB DRAIN | ITD.XXX

ABS, PVC | ITD.ABS | ITD.PVC \$ 380

Cast Iron | ITD.CST \$ 460

### WASTE & OVERFLOW

**Linear Integral W/O** | LWO-XXX INCLUDED

WHI, BIS, PC, PB, PN, BC, BB, BN, SC, SB, SN, ORB, PE, MB

Gold Finish Upgrade (PG, BG) \$ 510

# BISCAYNE

64"L x 31"W x 24-25"D - center drain

Linear Integral W/O Included (please specify finish)

Includes lumbar support

Remote blower required for Thermal Air system



## MODEL / PRICING

BIS6431HTO Tub Only \$ 7,135

BIS6431HTA Thermal Air \$ 13,845

**COLORS** Additional lead time is required for premium colors

### HYDROLUXE SS™ BATHTUB COLORS

**Standard Colors:** Almond | White | Biscuit Included

**Premium Colors:** \$ 2,490

Black | Carmine Red | Concrete Grey | Distant Blue

Grey Beige | Moss Green | Orange Brown | Pastel Violet

Purple Violet | Red Orange | Sapphire Blue | Signal Orange

Stone Grey | Tarpaulin Grey | Terra Brown

**Dual Color Option** | DUAL.COL.XXX-XXX

Group 1 - White w. any color added \$ 2,490

Group 2 - two different colors \$ 3,110

### FINISH

**Matte Finish** | METRO.MAT NO CHARGE UPGRADE

**Polished Finish** | METRO.POL NO CHARGE UPGRADE

**Matte Gloss Combination** | METRO.TWOTONE \$ 365

(Please specify finish on all orders)

### SURFACES (outside only)

**Metallic:** Polished Nickel [PN] \$ 18,300

MODEL/METAL/COLOR (XXX.XXX.XXX)

**COLD PLUNGE** | CLD.PL \$ 9,990

**EXPORT CRATE** | FRT.EXPCRT NET \$ 445

**FREIGHT (to distributor)** NET \$ 200

### HYDRO FUSION

29.102: \$ 1,040 29.103: \$ 1,410 29.107: \$ 1,570

**HYDRO INDULGE** | HYD.IND \$ 3,680

**HYDROZONE** INCLUDED ON THERMAL AIR

### ISLAND TUB DRAIN | ITD.XXX

ABS, PVC | ITD.ABS | ITD.PVC \$ 380

Cast Iron | ITD.CST \$ 460

### WASTE & OVERFLOW

**Linear Integral W/O** | LWO-XXX INCLUDED

WHI, BIS, PC, PB, PN, BC, BB, BN, SC, SB, SN, ORB, PE, MB

Gold Finish Upgrade (PG, BG) \$ 510

# CHATEAU

66"L x 32"W x 24"D - side center drain  
 Linear Integral W/O Included (please specify finish)  
 Includes lumbar support  
 Built in faucet deck  
 Remote blower required for Thermal Air system



## MODEL / PRICING

CHT6632HTO Tub Only \$ 8,250

CHT6632HTA Thermal Air \$ 14,935

**COLORS** Additional lead time is required for premium colors

### HYDROLUXE SS™ BATHTUB COLORS

**Standard Colors:** Almond | White | Biscuit Included  
**Premium Colors:** \$ 2,490

Black | Carmine Red | Concrete Grey | Distant Blue  
 Grey Beige | Moss Green | Orange Brown | Pastel Violet  
 Purple Violet | Red Orange | Sapphire Blue | Signal Orange  
 Stone Grey | Tarpaulin Grey | Terra Brown

**Dual Color Option** | DUAL.COL.XXX-XXX  
 Group 1 - White w. any color added \$ 2,490  
 Group 2 - two different colors \$ 3,1105

### FINISH

**Matte Finish** | METRO.MAT NO CHARGE UPGRADE  
**Polished Finish** | METRO.POL NO CHARGE UPGRADE  
**Matte Gloss Combination** | METRO.TWOTONE \$ 365  
 (Please specify finish on all orders)

### SURFACES (outside only)

**Metallic:** Polished Nickel [PN] \$ 18,300  
 MODEL/METAL/COLOR (XXX.XXX.XXX)

**COLD PLUNGE** | CLD.PL \$ 9,990

**EXPORT CRATE** | FRT.EXPCRT NET \$ 445

**FREIGHT (to distributor)** NET \$ 200

### HYDRO FUSION

29.102: \$ 1,040 29.103: \$ 1,410 29.107: \$ 1,570

**HYDRO INDULGE** | HYD.IND \$ 3,680

**HYDROZONE** INCLUDED ON THERMAL AIR

### ISLAND TUB DRAIN | ITD.XXX

ABS, PVC | ITD.ABS | ITD.PVC \$ 380  
 Cast Iron | ITD.CST \$ 460

### WASTE & OVERFLOW

**Linear Integral W/O** | LWO-XXX INCLUDED  
 WHI, BIS, PC, PB, PN, BC, BB, BN, SC, SB, SN, ORB, PE, MB  
 Gold Finish Upgrade (PG, BG) \$ 510

# COACHELLA

68"L x 32"W x 25-31"D - side center drain  
 Linear Integral W/O Included (please specify finish)  
 Includes lumbar support  
 Remote blower required for Thermal Air system



## MODEL / PRICING

CLL6832HTO Tub Only \$ 7,800

CLL6832HTA Thermal Air \$ 14,665

**COLORS** Additional lead time is required for premium colors

### HYDROLUXE SS™ BATHTUB COLORS

**Standard Colors:** Almond | White | Biscuit Included  
**Premium Colors:** \$ 2,490

Black | Carmine Red | Concrete Grey | Distant Blue  
 Grey Beige | Moss Green | Orange Brown | Pastel Violet  
 Purple Violet | Red Orange | Sapphire Blue | Signal Orange  
 Stone Grey | Tarpaulin Grey | Terra Brown

**Dual Color Option** | DUAL.COL.XXX-XXX  
 Group 1 - White w. any color added \$ 2,490  
 Group 2 - two different colors \$ 3,110

### FINISH

**Matte Finish** | METRO.MAT NO CHARGE UPGRADE  
**Polished Finish** | METRO.POL NO CHARGE UPGRADE  
**Matte Gloss Combination** | METRO.TWOTONE \$ 365  
 (Please specify finish on all orders)

### SURFACES (outside only)

**Metallic:** Polished Nickel [PN] \$ 18,300  
 MODEL/METAL/COLOR (XXX.XXX.XXX)

**COLD PLUNGE** | CLD.PL \$ 9,990

**EXPORT CRATE** | FRT.EXPCRT NET \$ 445

### HYDRO FUSION

29.102: \$ 1,040 29.103: \$ 1,410 29.107: \$ 1,570

**HYDRO INDULGE** | HYD.IND \$ 3,680

**HYDROZONE** INCLUDED ON THERMAL AIR

### ISLAND TUB DRAIN | ITD.XXX

ABS, PVC | ITD.ABS | ITD.PVC \$ 380  
 Cast Iron | ITD.CST \$ 460

### WASTE & OVERFLOW

**Linear Integral W/O** | LWO-XXX INCLUDED  
 WHI, BIS, PC, PB, PN, BC, BB, BN, SC, SB, SN, ORB, PE, MB  
 Gold Finish Upgrade (PG, BG) \$ 510

# DENALI

70"L x 36"W x 22-27"D - center drain  
 Linear Integral W/O Included (please specify finish)  
 Includes lumbar support  
 Remote blower required for Thermal Air system



## MODEL / PRICING

DEN7036HTO Tub Only \$ 8,250

DEN7036HTA Thermal Air \$ 14,935

**COLORS** Additional lead time is required for premium colors

### HYDROLUXE SS™ BATHTUB COLORS

**Standard Colors:** Almond | White | Biscuit Included  
**Premium Colors:** \$ 2,490

Black | Carmine Red | Concrete Grey | Distant Blue  
 Grey Beige | Moss Green | Orange Brown | Pastel Violet  
 Purple Violet | Red Orange | Sapphire Blue | Signal Orange  
 Stone Grey | Tarpaulin Grey | Terra Brown

**Dual Color Option** | DUAL.COL.XXX-XXX

Group 1 - White w. any color added \$ 2,490  
 Group 2 - two different colors \$ 3,110

### FINISH

**Matte Finish** | METRO.MAT NO CHARGE UPGRADE

**Polished Finish** | METRO.POL NO CHARGE UPGRADE

**Matte Gloss Combination** | METRO.TWOTONE \$ 365  
 (Please specify finish on all orders)

### SURFACES (outside only)

**Metallic:** Polished Nickel [PN] \$ 18,300  
 MODEL/METAL/COLOR (XXX.XXX.XXX)

**COLD PLUNGE** | CLD.PL \$ 9,990

**EXPORT CRATE** | FRT.EXPCRT NET \$ 445

### HYDRO FUSION

29.102: \$ 1,040 29.103: \$ 1,410 29.107: \$ 1,570

**HYDRO INDULGE** | HYD.IND \$ 3,680

**HYDROZONE** INCLUDED ON THERMAL AIR

### ISLAND TUB DRAIN | ITD.XXX

ABS, PVC | ITD.ABS | ITD.PVC \$ 380  
 Cast Iron | ITD.CST \$ 460

### WASTE & OVERFLOW

**Linear Integral W/O** | LWO-XXX INCLUDED  
 WHI, BIS, PC, PB, PN, BC, BB, BN, SC, SB, SN, ORB, PE, MB  
 Gold Finish Upgrade (PG, BG) \$ 510

# GATEWAY

70"L x 32"W x 18"D - end drain  
 Linear Integral W/O Included (please specify finish)  
 Includes lumbar support  
 Remote blower required for Thermal Air system



## MODEL / PRICING

GAT7032HTO Tub Only \$ 7,800

GAT7032HTA Thermal Air \$ 14,010

**COLORS** Additional lead time is required for premium colors

### HYDROLUXE SS™ BATHTUB COLORS

**Standard Colors:** Almond | White | Biscuit Included  
**Premium Colors:** \$ 2,490

Black | Carmine Red | Concrete Grey | Distant Blue  
 Grey Beige | Moss Green | Orange Brown | Pastel Violet  
 Purple Violet | Red Orange | Sapphire Blue | Signal Orange  
 Stone Grey | Tarpaulin Grey | Terra Brown

**Dual Color Option** | DUAL.COL.XXX-XXX

Group 1 - White w. any color added \$ 2,490  
 Group 2 - two different colors \$ 3,110

### FINISH

**Matte Finish** | METRO.MAT NO CHARGE UPGRADE

**Polished Finish** | METRO.POL NO CHARGE UPGRADE

**Matte Gloss Combination** | METRO.TWOTONE \$ 365  
 (Please specify finish on all orders)

### SURFACES (outside only)

**Metallic:** Polished Nickel [PN] \$ 18,300  
 MODEL/METAL/COLOR (XXX.XXX.XXX)

**COLD PLUNGE** | CLD.PL \$ 9,990

**EXPORT CRATE** | FRT.EXPCRT NET \$ 445

### HYDRO FUSION

29.102: \$ 1,040 29.103: \$ 1,410 29.107: \$ 1,570

**HYDRO INDULGE** | HYD.IND \$ 3,680

**HYDROZONE** INCLUDED ON THERMAL AIR

### ISLAND TUB DRAIN | ITD.XXX

ABS, PVC | ITD.ABS | ITD.PVC \$ 380  
 Cast Iron | ITD.CST \$ 460

### WASTE & OVERFLOW

**Linear Integral W/O** | LWO-XXX INCLUDED  
 WHI, BIS, PC, PB, PN, BC, BB, BN, SC, SB, SN, ORB, PE, MB  
 Gold Finish Upgrade (PG, BG) \$ 510

# GEORGETOWN

70"L x 35"W x 22-25"D - center drain  
 Linear Integral W/O Included (please specify finish)  
 Includes lumbar support  
 Remote blower required for Thermal Air system



## MODEL / PRICING

GEO7035HTO Tub Only \$ 9,100

GEO7035HTA Thermal Air \$ 16,210

**COLORS** Additional lead time is required for premium colors

### HYDROLUXE SS™ BATHTUB COLORS

**Standard Colors:** Almond | White | Biscuit Included  
**Premium Colors:** \$ 2,490

Black | Carmine Red | Concrete Grey | Distant Blue  
 Grey Beige | Moss Green | Orange Brown | Pastel Violet  
 Purple Violet | Red Orange | Sapphire Blue | Signal Orange  
 Stone Grey | Tarpaulin Grey | Terra Brown

**Dual Color Option** | DUAL.COL.XXX-XXX

Group 1 - White w. any color added \$ 2,490  
 Group 2 - two different colors \$ 3,110

### FINISH

**Matte Finish** | METRO.MAT NO CHARGE UPGRADE

**Polished Finish** | METRO.POL NO CHARGE UPGRADE

**Matte Gloss Combination** | METRO.TWOTONE \$ 365  
 (Please specify finish on all orders)

### SURFACES (outside only)

**Metallic:** Polished Nickel [PN] \$ 18,300  
 MODEL/METAL/COLOR (XXX.XXX.XXX)

**COLD PLUNGE** | CLD.PL \$ 9,990

**EXPORT CRATE** | FRT.EXPCRT NET \$ 445

### HYDRO FUSION

29.102: \$ 1,040 29.103: \$ 1,410 29.107: \$ 1,570

**HYDRO INDULGE** | HYD.IND \$ 3,680

**HYDROZONE** INCLUDED ON THERMAL AIR

### ISLAND TUB DRAIN | ITD.XXX

ABS, PVC | ITD.ABS | ITD.PVC \$ 380  
 Cast Iron | ITD.CST \$ 460

### WASTE & OVERFLOW

**Linear Integral W/O** | LWO-XXX INCLUDED  
 WHI, BIS, PC, PB, PN, BC, BB, BN, SC, SB, SN, ORB, PE, MB  
 Gold Finish Upgrade (PG, BG) \$ 510

# GRANT

66"L x 36"W x 23"D  
 Linear Integral W/O Included (please specify finish/color of W/O & tub band)  
 Built in faucet deck  
 Remote blower required for Thermal Air system



## MODEL / PRICING

GRT6636HTO Tub Only \$ 8,250

GRT6636HTA Thermal Air \$ 14,935

**COLORS** Additional lead time is required for premium colors

### HYDROLUXE SS™ BATHTUB COLORS

**Standard Colors:** Almond | White | Biscuit Included  
**Premium Colors:** \$ 2,490

Black | Carmine Red | Concrete Grey | Distant Blue  
 Grey Beige | Moss Green | Orange Brown | Pastel Violet  
 Purple Violet | Red Orange | Sapphire Blue | Signal Orange  
 Stone Grey | Tarpaulin Grey | Terra Brown

**Dual Color Option** | DUAL.COL.XXX-XXX

Group 1 - White w. any color added \$ 2,490  
 Group 2 - two different colors \$ 3,110

### FINISH

**Matte Finish** | METRO.MAT NO CHARGE UPGRADE

**Polished Finish** | METRO.POL NO CHARGE UPGRADE

**Matte Gloss Combination** | METRO.TWOTONE \$ 365  
 (Please specify finish on all orders)

### SURFACES (outside only)

**Metallic:** Polished Nickel [PN] \$ 18,300  
 MODEL/METAL/COLOR (XXX.XXX.XXX)

**COLD PLUNGE** | CLD.PL \$ 9,990

**ACCESS PANEL** | GRT-ACC.PNL \$ 1,040

**EXPORT CRATE** | FRT.EXPCRT NET \$ 445

**FAUCET HOLES** | GRT-FCT.DRL \$ 745

### HYDRO FUSION

29.102: \$ 1,040 29.103: \$ 1,410 29.107: \$ 1,570

**HYDRO INDULGE** | HYD.IND \$ 3,680

**HYDROZONE** INCLUDED ON THERMAL AIR

### ISLAND TUB DRAIN | ITD.XXX

ABS, PVC | ITD.ABS | ITD.PVC \$ 380  
 Cast Iron | ITD.CST \$ 460

### WASTE & OVERFLOW

**Linear Integral W/O** | LWO-XXX INCLUDED  
 WHI, BIS, PC, PB, PN, BC, BB, BN, SC, SB, SN, ORB, PE, MB  
 Gold Finish Upgrade (PG, BG) \$ 510

# GUTHRIE

58"L x 36"W x 24"D - center drain  
 Linear Integral W/O Included (please specify finish)  
 Built in faucet shelf  
 Remote blower required for Thermal Air system



## MODEL / PRICING

GUT5836HTO Tub Only \$ 7,800

GUT5836HTA Thermal Air \$ 14,665

**COLORS** Additional lead time is required for premium colors

### HYDROLUXE SS™ BATHTUB COLORS

**Standard Colors:** Almond | White | Biscuit Included  
**Premium Colors:** \$ 2,490

Black | Carmine Red | Concrete Grey | Distant Blue  
 Grey Beige | Moss Green | Orange Brown | Pastel Violet  
 Purple Violet | Red Orange | Sapphire Blue | Signal Orange  
 Stone Grey | Tarpaulin Grey | Terra Brown

**Dual Color Option** | DUAL.COL.XXX-XXX

Group 1 - White w. any color added \$ 2,490  
 Group 2 - two different colors \$ 3,110

### FINISH

**Matte Finish** | METRO.MAT NO CHARGE UPGRADE

**Polished Finish** | METRO.POL NO CHARGE UPGRADE

**Matte Gloss Combination** | METRO.TWOTONE \$ 365

(Please specify finish on all orders)

### SURFACES (outside only)

**Metallic:** Polished Nickel [PN] \$ 18,300

MODEL/METAL/COLOR (XXX.XXX.XXX)

**COLD PLUNGE** | CLD.PL \$ 9,990

**EXPORT CRATE** | FRT.EXPCRT NET \$ 445

### HYDRO FUSION

29.102: \$ 1,040 29.103: \$ 1,410 29.107: \$ 1,570

**HYDRO INDULGE** | HYD.IND \$ 3,680

**HYDROZONE** INCLUDED ON THERMAL AIR

### ISLAND TUB DRAIN | ITD.XXX

ABS, PVC | ITD.ABS | ITD.PVC \$ 380

Cast Iron | ITD.CST \$ 460

### WASTE & OVERFLOW

**Linear Integral W/O** | LWO-XXX INCLUDED

WHI, BIS, PC, PB, PN, BC, BB, BN, SC, SB, SN, ORB, PE, MB

Gold Finish Upgrade (PG, BG) \$ 510

# HYDE

68"L x 34"W x 24"D - center drain  
 Linear Integral W/O Included (please specify finish)  
 Remote blower required for Thermal Air system



## MODEL / PRICING

HYD6834HTO Tub Only \$ 7,800

HYD6834HTA Thermal Air \$ 14,665

**COLORS** Additional lead time is required for premium colors

### HYDROLUXE SS™ BATHTUB COLORS

**Standard Colors:** Almond | White | Biscuit Included  
**Premium Colors:** \$ 2,490

Black | Carmine Red | Concrete Grey | Distant Blue  
 Grey Beige | Moss Green | Orange Brown | Pastel Violet  
 Purple Violet | Red Orange | Sapphire Blue | Signal Orange  
 Stone Grey | Tarpaulin Grey | Terra Brown

**Dual Color Option** | DUAL.COL.XXX-XXX

Group 1 - White w. any color added \$ 2,490  
 Group 2 - two different colors \$ 3,110

### FINISH

**Matte Finish** | METRO.MAT NO CHARGE UPGRADE

**Polished Finish** | METRO.POL NO CHARGE UPGRADE

**Matte Gloss Combination** | METRO.TWOTONE \$ 365

(Please specify finish on all orders)

### SURFACES (outside only)

**Metallic:** Polished Nickel [PN] \$ 18,300

MODEL/METAL/COLOR (XXX.XXX.XXX)

**COLD PLUNGE** | CLD.PL \$ 9,990

**EXPORT CRATE** | FRT.EXPCRT NET \$ 445

### HYDRO FUSION

29.102: \$ 1,040 29.103: \$ 1,410 29.107: \$ 1,570

**HYDRO INDULGE** | HYD.IND \$ 3,680

**HYDROZONE** INCLUDED ON THERMAL AIR

### ISLAND TUB DRAIN | ITD.XXX

ABS, PVC | ITD.ABS | ITD.PVC \$ 380

Cast Iron | ITD.CST \$ 460

### WASTE & OVERFLOW

**Linear Integral W/O** | LWO-XXX INCLUDED

WHI, BIS, PC, PB, PN, BC, BB, BN, SC, SB, SN, ORB, PE, MB

Gold Finish Upgrade (PG, BG) \$ 510

# LIBERTY

63" L x 32" W x 24" D - center drain  
 Linear Integral W/O Included (please specify finish)  
 Includes lumbar support  
 Remote blower required for Thermal Air system



## MODEL / PRICING

LIB6332HTO Tub Only \$ 7,780

LIB6332HTA Thermal Air \$ 14,560

**COLORS** Additional lead time is required for premium colors

### HYDROLUXE SS™ BATHTUB COLORS

**Standard Colors:** Almond | White | Biscuit Included  
**Premium Colors:** \$ 2,490

Black | Carmine Red | Concrete Grey | Distant Blue  
 Grey Beige | Moss Green | Orange Brown | Pastel Violet  
 Purple Violet | Red Orange | Sapphire Blue | Signal Orange  
 Stone Grey | Tarpaulin Grey | Terra Brown

**Dual Color Option** | DUAL.COL.XXX-XXX

Group 1 - White w. any color added \$ 2,490  
 Group 2 - two different colors \$ 3,110

### FINISH

**Matte Finish** | METRO.MAT NO CHARGE UPGRADE

**Polished Finish** | METRO.POL NO CHARGE UPGRADE

**Matte Gloss Combination** | METRO.TWOTONE \$ 365

(Please specify finish on all orders)

### SURFACES (outside only)

**Metallic:** Polished Nickel [PN] \$ 18,300

MODEL/METAL/COLOR (XXX.XXX.XXX)

**COLD PLUNGE** | CLD.PL \$ 9,990

**EXPORT CRATE** | FRT.EXPCRT NET \$ 445

### HYDRO FUSION

29.102: \$ 1,040 29.103: \$ 1,410 29.107: \$ 1,570

**HYDRO INDULGE** | HYD.IND \$ 3,680

**HYDROZONE** INCLUDED ON THERMAL AIR

### ISLAND TUB DRAIN | ITD.XXX

ABS, PVC | ITD.ABS | ITD.PVC \$ 380

Cast Iron | ITD.CST \$ 460

### WASTE & OVERFLOW

**Linear Integral W/O** | LWO-XXX INCLUDED

WHI, BIS, PC, PB, PN, BC, BB, BN, SC, SB, SN, ORB, PE, MB

Gold Finish Upgrade (PG, BG) \$ 510

# LIDO

66" L x 34" W x 23" D - center drain  
 Linear Integral W/O Included (please specify finish)  
 Remote blower required for Thermal Air system



## MODEL / PRICING

LID6634HTO Tub Only \$ 7,540

LID6634HTA Thermal Air \$ 13,920

**COLORS** Additional lead time is required for premium colors

### HYDROLUXE SS™ BATHTUB COLORS

**Standard Colors:** Almond | White | Biscuit Included  
**Premium Colors:** \$ 2,490

Black | Carmine Red | Concrete Grey | Distant Blue  
 Grey Beige | Moss Green | Orange Brown | Pastel Violet  
 Purple Violet | Red Orange | Sapphire Blue | Signal Orange  
 Stone Grey | Tarpaulin Grey | Terra Brown

**Dual Color Option** | DUAL.COL.XXX-XXX

Group 1 - White w. any color added \$ 2,490  
 Group 2 - two different colors \$ 3,110

### FINISH

**Matte Finish** | METRO.MAT NO CHARGE UPGRADE

**Polished Finish** | METRO.POL NO CHARGE UPGRADE

**Matte Gloss Combination** | METRO.TWOTONE \$ 365

(Please specify finish on all orders)

### SURFACES (outside only)

**Metallic:** Polished Nickel [PN] \$ 18,300

MODEL/METAL/COLOR (XXX.XXX.XXX)

**COLD PLUNGE** | CLD.PL \$ 9,990

**EXPORT CRATE** | FRT.EXPCRT NET \$ 445

### HYDRO FUSION

29.102: \$ 1,040 29.103: \$ 1,410 29.107: \$ 1,570

**HYDRO INDULGE** | HYD.IND \$ 3,680

**HYDROZONE** INCLUDED ON THERMAL AIR

### ISLAND TUB DRAIN | ITD.XXX

ABS, PVC | ITD.ABS | ITD.PVC \$ 380

Cast Iron | ITD.CST \$ 460

### WASTE & OVERFLOW

**Linear Integral W/O** | LWO-XXX INCLUDED

WHI, BIS, PC, PB, PN, BC, BB, BN, SC, SB, SN, ORB, PE, MB

Gold Finish Upgrade (PG, BG) \$ 510

# LOGAN

72"L x 38"W x 23"D - center drain

Linear Integral W/O Included (please specify finish)

Includes lumbar support

Remote blower required for Thermal Air system



## MODEL / PRICING

LOG7238HTO Tub Only \$ 7,800

LOG7238HTA Thermal Air \$ 14,665

**COLORS** Additional lead time is required for premium colors

### HYDROLUXE SS™ BATHTUB COLORS

**Standard Colors:** Almond | White | Biscuit Included

**Premium Colors:** \$ 2,490

Black | Carmine Red | Concrete Grey | Distant Blue

Grey Beige | Moss Green | Orange Brown | Pastel Violet

Purple Violet | Red Orange | Sapphire Blue | Signal Orange

Stone Grey | Tarpaulin Grey | Terra Brown

**Dual Color Option** | DUAL.COL.XXX-XXX

Group 1 - White w. any color added \$ 2,490

Group 2 - two different colors \$ 3,110

### FINISH

**Matte Finish** | METRO.MAT NO CHARGE UPGRADE

**Polished Finish** | METRO.POL NO CHARGE UPGRADE

**Matte Gloss Combination** | METRO.TWOTONE \$ 365

(Please specify finish on all orders)

### SURFACES (outside only)

**Metallic:** Polished Nickel [PN] \$ 18,300

MODEL/METAL/COLOR (XXX.XXX.XXX)

**COLD PLUNGE** | CLD.PL \$ 9,990

**EXPORT CRATE** | FRT.EXPCRT NET \$ 445

### HYDRO FUSION

29.102: \$ 1,040 29.103: \$ 1,410 29.107: \$ 1,570

**HYDRO INDULGE** | HYD.IND \$ 3,680

**HYDROZONE** INCLUDED ON THERMAL AIR

### ISLAND TUB DRAIN | ITD.XXX

ABS, PVC | ITD.ABS | ITD.PVC \$ 380

Cast Iron | ITD.CST \$ 460

### WASTE & OVERFLOW

**Linear Integral W/O** | LWO-XXX INCLUDED

WHI, BIS, PC, PB, PN, BC, BB, BN, SC, SB, SN, ORB, PE, MB

Gold Finish Upgrade (PG, BG) \$ 510

# MANHATTAN

64"L x 36"W x 24"D - center drain

Linear Integral W/O Included (please specify finish)

Remote blower required for Thermal Air system



## MODEL / PRICING

MAN6436HTO Tub Only \$ 15,115

MAN6436HTA Thermal Air \$ 21,900

**COLORS** Additional lead time is required for premium colors

### HYDROLUXE SS™ BATHTUB COLORS

**Standard Colors:** Almond | White | Biscuit Included

**Premium Colors:** \$ 2,490

Black | Carmine Red | Concrete Grey | Distant Blue

Grey Beige | Moss Green | Orange Brown | Pastel Violet

Purple Violet | Red Orange | Sapphire Blue | Signal Orange

Stone Grey | Tarpaulin Grey | Terra Brown

**Dual Color Option** | DUAL.COL.XXX-XXX

Group 1 - White w. any color added \$ 2,490

Group 2 - two different colors \$ 3,110

### FINISH

**Matte Finish** | METRO.MAT NO CHARGE UPGRADE

**Polished Finish** | METRO.POL NO CHARGE UPGRADE

**Matte Gloss Combination** | METRO.TWOTONE \$ 365

(Please specify finish on all orders)

### SURFACES (outside only)

**Metallic:** Polished Nickel [PN] \$ 18,300

MODEL/METAL/COLOR (XXX.XXX.XXX)

**COLD PLUNGE** | CLD.PL \$ 9,990

**EXPORT CRATE** | FRT.EXPCRT NET \$ 445

### HYDRO FUSION

29.102: \$ 1,040 29.103: \$ 1,410 29.107: \$ 1,570

**HYDRO INDULGE** | HYD.IND \$ 3,680

**HYDROZONE** INCLUDED ON THERMAL AIR

### ISLAND TUB DRAIN | ITD.XXX

ABS, PVC | ITD.ABS | ITD.PVC \$ 380

Cast Iron | ITD.CST \$ 460

### WASTE & OVERFLOW

**Linear Integral W/O** | LWO-XXX INCLUDED

WHI, BIS, PC, PB, PN, BC, BB, BN, SC, SB, SN, ORB, PE, MB

Gold Finish Upgrade (PG, BG) \$ 510

# MARQUIS

59"L x 32"W x 20-23"D  
 65"L x 32"W x 20-23"D  
 70"L x 34"W x 20-23"D

Linear Integral W/O Included (please specify finish)  
 Includes lumbar support. Remote blower required for Thermal Air system.



## MODEL / PRICING

MRQ5932HTO Tub Only	\$ 6,930	MRQ6532HTO Tub Only	\$ 7,135	MRQ7034HTO Tub Only	\$ 7,490
MRQ5932HTA Thermal Air	\$ 13,455	MRQ6532HTA Thermal Air	\$ 13,845	MRQ7034HTA Thermal Air	\$ 14,535

**COLORS** Additional lead time is required for premium colors

### HYDROLUXE SS™ BATHTUB COLORS

**Standard Colors:** Almond | White | Biscuit Included  
**Premium Colors:** \$ 2,490

Black | Carmine Red | Concrete Grey | Distant Blue  
 Grey Beige | Moss Green | Orange Brown | Pastel Violet  
 Purple Violet | Red Orange | Sapphire Blue | Signal Orange  
 Stone Grey | Tarpaulin Grey | Terra Brown

**Dual Color Option** | DUAL.COL.XXX-XXX  
 Group 1 - White w. any color added \$ 2,490  
 Group 2 - two different colors \$ 3,110

### FINISH

**Matte Finish** | METRO.MAT NO CHARGE UPGRADE  
**Polished Finish** | METRO.POL NO CHARGE UPGRADE  
**Matte Gloss Combination** | METRO.TWOTONE \$ 365  
 (Please specify finish on all orders)

### SURFACES (outside only)

**Metallic:** Polished Nickel [PN] \$ 18,300

MODEL/METAL/COLOR (XXX.XXX.XXX)

**COLD PLUNGE** | CLD.PL \$ 9,990

**EXPORT CRATE** | FRT.EXPCRT NET \$ 445

### HYDRO FUSION

29.102: \$ 1,040      29.103: \$ 1,410      29.107: \$ 1,570

**HYDRO INDULGE** | HYD.IND \$ 3,680

**HYDROZONE** INCLUDED ON THERMAL AIR

### ISLAND TUB DRAIN | ITD.XXX

ABS, PVC | ITD.ABS | ITD.PVC \$ 380  
 Cast Iron | ITD.CST \$ 460

### WASTE & OVERFLOW

**Linear Integral W/O** | LWO-XXX INCLUDED  
 WHI, BIS, PC, PB, PN, BC, BB, BN, SC, SB, SN, ORB, PE, MB  
 Gold Finish Upgrade (PG, BG) \$ 510

# MILLENNIUM

63"L x 33"W x 22"D - center drain  
 Linear Integral W/O Included (please specify finish/color of W/O & tub band)  
 Tub can be produced without any band.  
 Speak with Hydro Systems if you are interested in ordering without any band.  
 Remote blower required for Thermal Air system.



## MODEL / PRICING

MIL6333HTO Tub Only	\$ 10,410	MIL6333HTA Thermal Air	\$ 17,165
---------------------	-----------	------------------------	-----------

**COLORS** Additional lead time is required for premium colors

### HYDROLUXE SS™ BATHTUB COLORS

**Standard Colors:** Almond | White | Biscuit Included  
**Premium Colors:** \$ 2,490

Black | Carmine Red | Concrete Grey | Distant Blue | Grey Beige  
 Moss Green | Orange Brown | Pastel Violet | Purple Violet | Red  
 Orange | Sapphire Blue | Signal Orange | Stone Grey | Tarpaulin  
 Grey | Terra Brown

**Dual Color Option** | DUAL.COL.XXX-XXX  
 Group 1 - White w. any color added \$ 2,490  
 Group 2 - two different colors \$ 3,110

**Matte Finish** | METRO.MAT NO CHARGE UPGRADE  
**Polished Finish** | METRO.POL NO CHARGE UPGRADE  
**Matte Gloss Combination** | METRO.TWOTONE \$ 365  
 (Please specify finish on all orders)

### SURFACES (outside only)

**Metallic:** Polished Nickel [PN] \$ 18,300

MODEL/METAL/COLOR (XXX.XXX.XXX)

### TUB BAND COLORS

**Standard Colors** | BND.STD.XXX INCLUDED

**Premium Colors** | BND.PR1.XXX (Group 1) \$ 975  
**Premium Colors/Finishes** | BND.PR1.XXX (Group 2) \$ 1,470  
 (Please specify color/finish or it will be same as tub)

**COLD PLUNGE** | CLD.PL \$ 9,990

**EXPORT CRATE** | FRT.EXPCRT NET \$ 445

### HYDRO FUSION

29.102: \$ 1,040      29.103: \$ 1,410      29.107: \$ 1,570

**HYDRO INDULGE** | HYD.IND \$ 3,680

**HYDROZONE** INCLUDED ON THERMAL AIR

### ISLAND TUB DRAIN | ITD.XXX

ABS, PVC | ITD.ABS | ITD.PVC \$ 380  
 Cast Iron | ITD.CST \$ 460

### WASTE & OVERFLOW

**Linear Integral W/O** | LWO-XXX INCLUDED  
 WHI, BIS, PC, PB, PN, BC, BB, BN, SC, SB, SN, ORB, PE, MB  
 (Can match overflow to tub and/or band color)  
 Gold Finish Upgrade (PG, BG) \$ 510

# MIZU

52" diameter x 27" depth - side-center drain  
 Linear Integral W/O Included (color matched to tub)



## MODEL / PRICING

MIZ5227HTO Tub Only \$ 9,420

MIZ5227HTA Thermal Air \$ 15,325

**COLORS** Additional lead time is required for premium colors

### HYDROLUXE SS™ BATHTUB COLORS

**Standard Colors:** Almond | White | Biscuit Included  
**Premium Colors:** \$ 2,490

Black | Carmine Red | Concrete Grey | Distant Blue  
 Grey Beige | Moss Green | Orange Brown | Pastel Violet  
 Purple Violet | Red Orange | Sapphire Blue | Signal Orange

Stone Grey | Tarpaulin Grey | Terra Brown  
**Dual Color Option** | DUAL.COL.XXX-XXX

Group 1 - White w. any color added \$ 2,490  
 Group 2 - two different colors \$ 3,110

### FINISH

**Matte Finish** | METRO.MAT NO CHARGE UPGRADE

**Polished Finish** | METRO.POL NO CHARGE UPGRADE

**Matte Gloss Combination** | METRO.TWOTONE \$ 365  
 (Please specify finish on all orders)

### SURFACES (outside only)

**Metallic:** Polished Nickel [PN] \$ 18,300  
 MODEL/METAL/COLOR (XXX.XXX.XXX)

**COLD PLUNGE** | CLD.PL \$ 9,990

**EXPORT CRATE** | FRT.EXPCRT NET \$ 445

### HYDRO FUSION

29.102: \$ 1,040 29.103: \$ 1,410 29.107: \$ 1,570

**HYDRO INDULGE** | HYD.IND \$ 3,680

### ISLAND TUB DRAIN | ITD.XXX

ABS, PVC | ITD.ABS | ITD.PVC \$ 380

Cast Iron | ITD.CST \$ 460

### WASTE & OVERFLOW

**Linear Integral W/O** | LWO-XXX INCLUDED  
 Color Match to Tub Only

# NEWBURY

62" L x 28" W x 24" D - center drain  
 66" L x 31" W x 24" D - center drain  
 Linear Integral W/O Included (please specify finish)  
 Remote blower required for Thermal Air system



## MODEL / PRICING

NEW6228HTO Tub Only \$ 7,135

NEW6228HTA Thermal Air \$ 13,845

NEW6631HTO Tub Only \$ 7,135

NEW6631HTA Thermal Air \$ 13,845

**COLORS** Additional lead time is required for premium colors

### HYDROLUXE SS™ BATHTUB COLORS

**Standard Colors:** Almond | White | Biscuit Included  
**Premium Colors:** \$ 2,490

Black | Carmine Red | Concrete Grey | Distant Blue  
 Grey Beige | Moss Green | Orange Brown | Pastel Violet  
 Purple Violet | Red Orange | Sapphire Blue | Signal Orange  
 Stone Grey | Tarpaulin Grey | Terra Brown

**Dual Color Option** | DUAL.COL.XXX-XXX

Group 1 - White w. any color added \$ 2,490  
 Group 2 - two different colors \$ 3,110

### FINISH

**Matte Finish** | METRO.MAT NO CHARGE UPGRADE

**Polished Finish** | METRO.POL NO CHARGE UPGRADE

**Matte Gloss Combination** | METRO.TWOTONE \$ 365  
 (Please specify finish on all orders)

### SURFACES (outside only)

**Metallic:** Polished Nickel [PN] \$ 18,300

MODEL/METAL/COLOR (XXX.XXX.XXX)

**COLD PLUNGE** | CLD.PL \$ 9,990

**EXPORT CRATE** | FRT.EXPCRT NET \$ 445

### HYDRO FUSION

29.102: \$ 1,040 29.103: \$ 1,410 29.107: \$ 1,570

**HYDRO INDULGE** | HYD.IND \$ 3,680

**HYDROZONE** INCLUDED ON THERMAL AIR

### ISLAND TUB DRAIN | ITD.XXX

ABS, PVC | ITD.ABS | ITD.PVC \$ 380

Cast Iron | ITD.CST \$ 460

### WASTE & OVERFLOW

**Linear Integral W/O** | LWO-XXX INCLUDED

WHI, BIS, PC, PB, PN, BC, BB, BN, SC, SB, SN, ORB, PE, MB  
 Gold Finish Upgrade (PG, BG) \$ 510

# NIANTIC

66"L x 37"W x 23"D - side-center drain  
 Linear Integral W/O Included (please specify finish)  
 Includes lumbar support  
 Remote blower required for Thermal Air system



## MODEL / PRICING

NIA6637HTO Tub Only \$ 10,470

NIA6637HTA Thermal Air \$ 18,630

**COLORS** Additional lead time is required for premium colors

### HYDROLUXE SS™ BATHTUB COLORS

**Standard Colors:** Almond | White | Biscuit Included  
**Premium Colors:** \$ 2,490

Black | Carmine Red | Concrete Grey | Distant Blue  
 Grey Beige | Moss Green | Orange Brown | Pastel Violet  
 Purple Violet | Red Orange | Sapphire Blue | Signal Orange  
 Stone Grey | Tarpaulin Grey | Terra Brown

**Dual Color Option** | DUAL.COL.XXX-XXX

Group 1 - White w. any color added \$ 2,490  
 Group 2 - two different colors \$ 3,110

### FINISH

**Matte Finish** | METRO.MAT NO CHARGE UPGRADE

**Polished Finish** | METRO.POL NO CHARGE UPGRADE

**Matte Gloss Combination** | METRO.TWOTONE \$ 365

(Please specify finish on all orders)

### SURFACES (outside only)

**Metallic:** Polished Nickel [PN] \$ 18,300

MODEL/METAL/COLOR (XXX.XXX.XXX)

**COLD PLUNGE** | CLD.PL \$ 9,990

**EXPORT CRATE** | FRT.EXPCRT NET \$ 445

### HYDRO FUSION

29.102: \$ 1,040 29.103: \$ 1,410 29.107: \$ 1,570

**HYDRO INDULGE** | HYD.IND \$ 3,680

**HYDROZONE** INCLUDED ON THERMAL AIR

### ISLAND TUB DRAIN | ITD.XXX

ABS, PVC | ITD.ABS | ITD.PVC \$ 380

Cast Iron | ITD.CST \$ 460

### WASTE & OVERFLOW

**Linear Integral W/O** | LWO-XXX INCLUDED

WHI, BIS, PC, PB, PN, BC, BB, BN, SC, SB, SN, ORB, PE, MB

Gold Finish Upgrade (PG, BG) \$ 510

# PACIFIC

63"L x 33"W x 22"D - end drain  
 Linear Integral W/O Included (please specify finish)



## MODEL / PRICING

PAC6333HTO Tub Only \$ 11,875

**COLORS** Additional lead time is required for premium colors

### HYDROLUXE SS™ BATHTUB COLORS

**Standard Colors:** Almond | White | Biscuit Included  
**Premium Colors:** \$ 2,490

Black | Carmine Red | Concrete Grey | Distant Blue  
 Grey Beige | Moss Green | Orange Brown | Pastel Violet  
 Purple Violet | Red Orange | Sapphire Blue | Signal Orange  
 Stone Grey | Tarpaulin Grey | Terra Brown

**Dual Color Option** | DUAL.COL.XXX-XXX

Group 1 - White w. any color added \$ 2,490  
 Group 2 - two different colors \$ 3,110

### FINISH

**Matte Finish** | METRO.MAT NO CHARGE UPGRADE

**Polished Finish** | METRO.POL NO CHARGE UPGRADE

**Matte Gloss Combination** | METRO.TWOTONE \$ 365

(Please specify finish on all orders)

### SURFACES (outside only)

**Metallic:** Polished Nickel [PN] \$ 18,300

MODEL/METAL/COLOR (XXX.XXX.XXX)

**COLD PLUNGE** | CLD.PL \$ 9,990

**EXPORT CRATE** | FRT.EXPCRT NET \$ 445

### HYDRO FUSION

29.102: \$ 1,040 29.103: \$ 1,410 29.107: \$ 1,570

**HYDRO INDULGE** | HYD.IND \$ 3,680

### ISLAND TUB DRAIN | ITD.XXX

ABS, PVC | ITD.ABS | ITD.PVC \$ 380

Cast Iron | ITD.CST \$ 460

### WASTE & OVERFLOW

**Linear Integral W/O** | LWO-XXX INCLUDED

WHI, BIS, PC, PB, PN, BC, BB, BN, SC, SB, SN, ORB, PE, MB

Gold Finish Upgrade (PG, BG) \$ 510

# PROVENCE

66"L x 35"W x 19"D - center drain

Linear Integral W/O Included (please specify finish)

Remote blower required for Thermal Air system



## MODEL / PRICING

PRO6635HTO Tub Only \$ 7,485

PRO6635HTA Thermal Air \$ 13,845

**COLORS** *Additional lead time is required for premium colors*

### HYDROLUXE SS™ BATHTUB COLORS

**Standard Colors:** Almond | White | Biscuit Included

**Premium Colors:** \$ 2,490

Black | Carmine Red | Concrete Grey | Distant Blue

Grey Beige | Moss Green | Orange Brown | Pastel Violet

Purple Violet | Red Orange | Sapphire Blue | Signal Orange

Stone Grey | Tarpaulin Grey | Terra Brown

**Dual Color Option** | DUAL.COL.XXX-XXX

Group 1 - White w. any color added \$ 2,490

Group 2 - two different colors \$ 3,110

### FINISH

**Matte Finish** | METRO.MAT NO CHARGE UPGRADE

**Polished Finish** | METRO.POL NO CHARGE UPGRADE

**Matte Gloss Combination** | METRO.TWOTONE \$ 365

(Please specify finish on all orders)

### SURFACES (outside only)

**Metallic:** Polished Nickel [PN] \$ 18,300

MODEL/METAL/COLOR (XXX.XXX.XXX)

**COLD PLUNGE** | CLD.PL \$ 9,990

**EXPORT CRATE** | FRT.EXPCRT NET \$ 445

### HYDRO FUSION

29.102: \$ 1,040 29.103: \$ 1,410 29.107: \$ 1,570

**HYDRO INDULGE** | HYD.IND \$ 3,680

**HYDROZONE** INCLUDED ON THERMAL AIR

### ISLAND TUB DRAIN | ITD.XXX

ABS, PVC | ITD.ABS | ITD.PVC \$ 380

Cast Iron | ITD.CST \$ 460

### WASTE & OVERFLOW

**Linear Integral W/O** | LWO-XXX INCLUDED

WHI, BIS, PC, PB, PN, BC, BB, BN, SC, SB, SN, ORB, PE, MB

Gold Finish Upgrade (PG, BG) \$ 510

# RICHMOND

57"L x 36"W x 24"D - center drain

Linear Integral W/O Included (please specify finish)

Built in faucet shelf

Remote blower required for Thermal Air system



## MODEL / PRICING

RIC5736HTO Tub Only \$ 7,800

RIC5736HTA Thermal Air \$ 14,215

**COLORS** *Additional lead time is required for premium colors*

### HYDROLUXE SS™ BATHTUB COLORS

**Standard Colors:** Almond | White | Biscuit Included

**Premium Colors:** \$ 2,490

Black | Carmine Red | Concrete Grey | Distant Blue

Grey Beige | Moss Green | Orange Brown | Pastel Violet

Purple Violet | Red Orange | Sapphire Blue | Signal Orange

Stone Grey | Tarpaulin Grey | Terra Brown

**Dual Color Option** | DUAL.COL.XXX-XXX

Group 1 - White w. any color added \$ 2,490

Group 2 - two different colors \$ 3,110

### FINISH

**Matte Finish** | METRO.MAT NO CHARGE UPGRADE

**Polished Finish** | METRO.POL NO CHARGE UPGRADE

**Matte Gloss Combination** | METRO.TWOTONE \$ 365

(Please specify finish on all orders)

### SURFACES (outside only)

**Metallic:** Polished Nickel [PN] \$ 18,300

MODEL/METAL/COLOR (XXX.XXX.XXX)

**COLD PLUNGE** | CLD.PL \$ 9,990

**EXPORT CRATE** | FRT.EXPCRT NET \$ 445

### HYDRO FUSION

29.102: \$ 1,040 29.103: \$ 1,410 29.107: \$ 1,570

**HYDRO INDULGE** | HYD.IND \$ 3,680

**HYDROZONE** INCLUDED ON THERMAL AIR

### ISLAND TUB DRAIN | ITD.XXX

ABS, PVC | ITD.ABS | ITD.PVC \$ 380

Cast Iron | ITD.CST \$ 460

### WASTE & OVERFLOW

**Linear Integral W/O** | LWO-XXX INCLUDED

WHI, BIS, PC, PB, PN, BC, BB, BN, SC, SB, SN, ORB, PE, MB

Gold Finish Upgrade (PG, BG) \$ 510

# RODEO

61"L x 32"W x 22-30"D - end drain  
 Linear Integral W/O Included (please specify finish)  
 Includes lumbar support  
 Remote blower required for Thermal Air system



## MODEL / PRICING

ROD6132HTO Tub Only \$ 7,800

ROD6132HTA Thermal Air \$ 14,665

**COLORS** Additional lead time is required for premium colors

### HYDROLUXE SS™ BATHTUB COLORS

**Standard Colors:** Almond | White | Biscuit Included  
**Premium Colors:** \$ 2,490

Black | Carmine Red | Concrete Grey | Distant Blue  
 Grey Beige | Moss Green | Orange Brown | Pastel Violet  
 Purple Violet | Red Orange | Sapphire Blue | Signal Orange  
 Stone Grey | Tarpaulin Grey | Terra Brown

**Dual Color Option** | DUAL.COL.XXX-XXX

Group 1 - White w. any color added \$ 2,490  
 Group 2 - two different colors \$ 3,110

### FINISH

**Matte Finish** | METRO.MAT NO CHARGE UPGRADE

**Polished Finish** | METRO.POL NO CHARGE UPGRADE

**Matte Gloss Combination** | METRO.TWOTONE \$ 365  
 (Please specify finish on all orders)

### SURFACES (outside only)

**Metallic:** Polished Nickel [PN] \$ 18,300

MODEL/METAL/COLOR (XXX.XXX.XXX)

**COLD PLUNGE** | CLD.PL \$ 9,990

**EXPORT CRATE** | FRT.EXPCRT NET \$ 445

### HYDRO FUSION

29.102: \$ 1,040 29.103: \$ 1,410 29.107: \$ 1,570

**HYDRO INDULGE** | HYD.IND \$ 3,680

**HYDROZONE** INCLUDED ON THERMAL AIR

### ISLAND TUB DRAIN | ITD.XXX

ABS, PVC | ITD.ABS | ITD.PVC \$ 380  
 Cast Iron | ITD.CST \$ 460

### WASTE & OVERFLOW

**Linear Integral W/O** | LWO-XXX INCLUDED  
 WHI, BIS, PC, PB, PN, BC, BB, BN, SC, SB, SN, ORB, PE, MB  
 Gold Finish Upgrade (PG, BG) \$ 510

# SOHO

48"L x 30"W x 22"D - end drain  
 Linear Integral W/O Included (please specify finish)  
 Includes lumbar support  
 Remote blower required for Thermal Air system



## MODEL / PRICING

SOH4830HTO Tub Only \$ 7,135

SOH4830HTA Thermal Air \$ 12,845

**COLORS** Additional lead time is required for premium colors

### HYDROLUXE SS™ BATHTUB COLORS

**Standard Colors:** Almond | White | Biscuit Included  
**Premium Colors:** \$ 2,490

Black | Carmine Red | Concrete Grey | Distant Blue  
 Grey Beige | Moss Green | Orange Brown | Pastel Violet  
 Purple Violet | Red Orange | Sapphire Blue | Signal Orange  
 Stone Grey | Tarpaulin Grey | Terra Brown

**Dual Color Option** | DUAL.COL.XXX-XXX

Group 1 - White w. any color added \$ 2,490  
 Group 2 - two different colors \$ 3,110

### FINISH

**Matte Finish** | METRO.MAT NO CHARGE UPGRADE

**Polished Finish** | METRO.POL NO CHARGE UPGRADE

**Matte Gloss Combination** | METRO.TWOTONE \$ 365  
 (Please specify finish on all orders)

### SURFACES (outside only)

**Metallic:** Polished Nickel [PN] \$ 18,300

MODEL/METAL/COLOR (XXX.XXX.XXX)

**COLD PLUNGE** | CLD.PL \$ 9,990

**EXPORT CRATE** | FRT.EXPCRT NET \$ 445

### HYDRO FUSION

29.102: \$ 1,040 29.103: \$ 1,410 29.107: \$ 1,570

**HYDRO INDULGE** | HYD.IND \$ 3,680

**HYDROZONE** INCLUDED ON THERMAL AIR

### ISLAND TUB DRAIN | ITD.XXX

ABS, PVC | ITD.ABS | ITD.PVC \$ 380  
 Cast Iron | ITD.CST \$ 460

### WASTE & OVERFLOW

**Linear Integral W/O** | LWO-XXX INCLUDED  
 WHI, BIS, PC, PB, PN, BC, BB, BN, SC, SB, SN, ORB, PE, MB  
 Gold Finish Upgrade (PG, BG) \$ 510

# SUMMERLIN

57"L x 31"W x 22"D - center drain

Linear Integral W/O Included (please specify finish)

Remote blower required for Thermal Air system



## MODEL / PRICING

SUM5731HTO Tub Only \$ 7,135

SUM5731HTA Thermal Air \$ 13,845

**COLORS** *Additional lead time is required for premium colors*

### HYDROLUXE SS™ BATHTUB COLORS

**Standard Colors:** Almond | White | Biscuit Included  
**Premium Colors:** \$ 2,490

Black | Carmine Red | Concrete Grey | Distant Blue  
Grey Beige | Moss Green | Orange Brown | Pastel Violet  
Purple Violet | Red Orange | Sapphire Blue | Signal Orange  
Stone Grey | Tarpaulin Grey | Terra Brown

**Dual Color Option** | DUAL.COL.XXX-XXX

Group 1 - White w. any color added \$ 2,490  
Group 2 - two different colors \$ 3,110

### FINISH

**Matte Finish** | METRO.MAT NO CHARGE UPGRADE

**Polished Finish** | METRO.POL NO CHARGE UPGRADE

**Matte Gloss Combination** | METRO.TWOTONE \$ 365

(Please specify finish on all orders)

### SURFACES (outside only)

**Metallic:** Polished Nickel [PN] \$ 18,300

MODEL/METAL/COLOR (XXX.XXX.XXX)

**COLD PLUNGE** | CLD.PL \$ 9,990

**EXPORT CRATE** | FRT.EXPCRT NET \$ 445

### HYDRO FUSION

29.102: \$ 1,040 29.103: \$ 1,410 29.107: \$ 1,570

**HYDRO INDULGE** | HYD.IND \$ 3,680

**HYDROZONE** INCLUDED ON THERMAL AIR

**ISLAND TUB DRAIN** | ITD.XXX

ABS, PVC | ITD.ABS | ITD.PVC \$ 380

Cast Iron | ITD.CST \$ 460

### WASTE & OVERFLOW

**Linear Integral W/O** | LWO-XXX INCLUDED

WHI, BIS, PC, PB, PN, BC, BB, BN, SC, SB, SN, ORB, PE, MB

Gold Finish Upgrade (PG, BG) \$ 510

# TRIBECA

68"L x 35"W x 22"D - center

Linear Integral W/O Included (please specify finish)

Remote blower required for Thermal Air system



## MODEL / PRICING

TRI6835HTO Tub Only \$ 8,800

TRI6835HTA Thermal Air \$ 15,695

**COLORS** *Additional lead time is required for premium colors*

### HYDROLUXE SS™ BATHTUB COLORS

**Standard Colors:** Almond | White | Biscuit Included  
**Premium Colors:** \$ 2,490

Black | Carmine Red | Concrete Grey | Distant Blue  
Grey Beige | Moss Green | Orange Brown | Pastel Violet  
Purple Violet | Red Orange | Sapphire Blue | Signal Orange  
Stone Grey | Tarpaulin Grey | Terra Brown

**Dual Color Option** | DUAL.COL.XXX-XXX

Group 1 - White w. any color added \$ 2,490  
Group 2 - two different colors \$ 3,110

### FINISH

**Matte Finish** | METRO.MAT NO CHARGE UPGRADE

**Polished Finish** | METRO.POL NO CHARGE UPGRADE

**Matte Gloss Combination** | METRO.TWOTONE \$ 365

(Please specify finish on all orders)

### SURFACES (outside only)

**Metallic:** Polished Nickel [PN] \$ 18,300

MODEL/METAL/COLOR (XXX.XXX.XXX)

**COLD PLUNGE** | CLD.PL \$ 9,990

**EXPORT CRATE** | FRT.EXPCRT NET \$ 445

### HYDRO FUSION

29.102: \$ 1,040 29.103: \$ 1,410 29.107: \$ 1,570

**HYDRO INDULGE** | HYD.IND \$ 3,680

**HYDROZONE** INCLUDED ON THERMAL AIR

**ISLAND TUB DRAIN** | ITD.XXX

ABS, PVC | ITD.ABS | ITD.PVC \$ 380

Cast Iron | ITD.CST \$ 460

### WASTE & OVERFLOW

**Linear Integral W/O** | LWO-XXX INCLUDED

WHI, BIS, PC, PB, PN, BC, BB, BN, SC, SB, SN, ORB, PE, MB

Gold Finish Upgrade (PG, BG) \$ 510



# STON COLLECTION STANDARD FEATURES

All Designer Collection Whirlpool and Thermal Air bathtubs are delivered pre-plumbed and include these standard features:

- **HYDROLUXE SS™:** All Metro Collection bathtubs are produced with Hydroluxe SS™. Our relentless pursuit of perfection has led us to hone and test our processes to proudly introduce HydroLuxe SS™, the evolution of Solid Surface bathtubs. Representing the latest in eco-friendly technology, this range of seamless, solid-surface bathtubs is constructed from a blend of ground natural minerals and the best in man-made composites. The prolite system we add is uniquely packed with particles, making it a standout in the marketplace when it comes to efficiency and bonding strength. This hybrid material undergoes the transformation from liquid to solid, resulting in a bathtub that is 100% solid surface all the way through, with zero hollow or unfilled areas. The perfectly developed HydroLuxe SS™ blend brings even more durability to the Hydro Systems standard.
- **THERMAL AIR SYSTEM:** Thermal Air bathtubs are an air injector system, equipped with a 1 H.P. variable speed 600 watt blower, a smart purge system and ozone purification.
- **AIR PURGE** turns on 20 minutes after the system is turned off to dry the air channel. If not using the Thermal Air when bathing we still recommend it be turned on for at least 30 seconds before draining the tub to activate the purge cycle. If staying in the tub longer than 20 minutes after the system is turned off, the air system will still turn on to purge the tub. If this occurs, it should be turned on again for at least 30 seconds before draining the tub to activate the purge / drying cycle.
- **HYDROZONE:** Your very own water sanitizing and cleansing system included on all Ston Thermal Air, Whirlpool, and Combo Systems.
- **WHIRLPOOL JETS:** Six, eight, or ten fully adjustable PVC jets.
- **SILENT AIR INDUCTION**
- **JET TRIM:** Color matched trim standard on all PVC systems.
- **PIPE:** Rigid Schedule 40 thermally formed PVC pipe, allowing for proper drainage after use, which helps to prevent any mold from building up.
- **PUMP:** 2.25 H.P. 110 volt pump with plug-in cord.
- **EASY INSTALLATION:** Integral Tub E-Z Level platform with pump installed.  
*(Pump installed, standard pump and jet locations only)*
- **NOISE CONTROL:** Sound damping motor pad.
- **CONTROL PANEL:** Hydro "Soft Touch" electronic control panel.
- **WASTE & OVERFLOW:** Color or metallic finish cable waste and overflow included on all drop-in STON bathtubs (polished chrome is default). Add \$609 for all gold finishes. PVC comes standard; please specify if ABS is required.
- **TIP TOE DRAIN:** Color or metallic finish half or fully exposed tip toe drain included on all freestanding STON bathtubs (polished chrome is default). Add \$ 80 for group 2 upgrade finishes. Call for pricing on all gold finishes.
- **PACKAGING:** All bathtubs are packaged in wood crates or sturdy cardboard boxes for shipping.

# OPTIONS & ACCESSORIES

## COLORS *Additional lead time is required for premium colors*

### HYDROLUXE SS™ BATHTUB COLORS

**Standard Colors:** Almond | White | Biscuit Included

**Premium Colors** | STON-UP.XXX \$ 2,490

Black | Carmine Red | Concrete Grey | Distant Blue

Grey Beige | Moss Green | Orange Brown | Pastel Violet

Purple Violet | Red Orange | Sapphire Blue | Signal Orange

Stone Grey | Tarpaulin Grey | Terra Brown

**Custom Color** \$ 300 NET UPCHARGE

**Dual Color Option** | DUAL.COL.XXX-XXX

Group 1 - White w. any color added \$ 2,490

Group 2 - two different colors \$ 3,110

### FINISH

**Matte Finish** | STON.MAT NO CHARGE UPGRADE

**Polished Finish** | STON.POL NO CHARGE UPGRADE

**Matte Gloss Combination** | STON.TWOTONE \$ 365

(Please specify finish on all orders)

### SURFACES (outside only)

**Metallic:** Polished Nickel [PN] \$ 18,300

MODEL/METAL/COLOR (XXX.XXX.XXX)

### BACK MASSEUSE SYSTEMS

**System II** - Electronic Control (Whirlpool or Combo)

BAC.MA2-XXX \$ 1,900

**System III** - Electronic Control (Thermal Air) \$ 3,010

BAC.MA3-XXX

### CLAW FOOT UPGRADE *Available on Annette or Andrea only*

Group 1 - BN, SN, PN, ORB \$ 1,190

**COLD PLUNGE** | CLD.PL \$ 9,990

**EXPORT CRATE** | FRT.EXPCRT NET \$ 445

**FREIGHT** *(to distributor)* NET \$ 200

Jobsite Delivery NET \$ 100

Lift Gate NET \$ 75

### GRAB BARS (Pair)

**Standard Grab Bars** | GRA.BAR-XXX

Group 1 - PC, PB \$ 490

Group 2 - AB, BB, SB, BC, PN, SN, BN \$ 635

Group 3 - PG, BG, SG, BIS, WHI, MB \$ 860

**Universal Grab Bars** | UGB-XXX

Group 1 - PC, PB \$ 525

Group 2 - AB, BB, SB, BC, PN, SN, BN \$ 680

Group 3 - PG, BG, SG, BIS, WHI, MB \$ 885

**HYDRO COAT** | HYC.COA \$ 340

### HYDRO EXPRESS

69.104-HYD.EXP NET \$ 300

Freestanding Collection NET \$ 500

Move your order up the front of the line to get it manufactured quicker. Does not change ship time. *Please contact Hydro Systems for lead times on Hydro Express. Hydro Systems must receive your order prior to 10:00 a.m. (PST). Order must be marked "Hydro Express." Hydro Express can only accept a fixed number of express orders every day. Hydro Express does not reflect delivery time. Hydro Expresses are non-cancellable.*

**HYDRO FILL** | HYD.FIL \$ 500

Integrated spout is factory-installed on an inside wall of the tub, allowing for alternate option from traditional filler spout for filling your tub.

### HYDRO FUSION

Recirculating heater that will maintain bathing water temperature. *Not available on freestanding models.*

Hydro Fusion (Tub Only) | 29.102 \$ 1,040

Hydro Fusion with Ozone (Tub Only) | 29.103 \$ 1,410

Hydro Fusion (TA, Whirlpool, Combo) | 29.107 \$ 1,570

**HYDRO INDULGE** | HYD.IND \$ 3,680

Infuses water with millions of oxygen rich microbubbles. Helps with many skin conditions. *Not available on freestanding models.*

### HYDROZONE UV COMBO SYSTEM | OZUV.XXX

*Only for whirlpool and combo systems.*

110 V | OZUV.110 \$ 1,220

### INLINE HEATER

*Whirlpool and Combo Systems only. No dedicated GFI required for 6 amp models.*

12.50 Amps 1.5 KW - 110V | 27.100 \$ 850

6.00 Amps 0.75 KW | 27.103 \$ 760

### ISLAND TUB DRAIN | ITD.XXX

Helps reduce installation time on all freestanding tubs.

ABS, PVC | ITD.ABS | ITD.PVC \$ 380

Cast Iron | ITD.CST \$ 460

### JETS

Installed per jet price for extra jets added to standard system price. All metallic finishes come with colored eyeball.

**Additional Standard or Swirling Jet** (JET.STD-XX | JET.SWI-XX)

Color Trim \$ 210

Group 1 - PC or PB \$ 245

Group 2 - AB, BB, MB, SB, BC, SC, BN, PN, SN \$ 300

Group 3 - PG, BG, SG \$ 340

**Swirling Jet Upgrade** | JUP.SWI-XX \$ 70

*(Per jet substitution price added to standard system price)*

**Micro Therapy Jet** | MTJ.XXX \$ 200

BIS, BLA, BON, SIL, WHI

**Custom Jet Locations** | 69.116-CUS.JET No Charge

*(Must include drawing of locations)*

# OPTIONS & ACCESSORIES

## JET PLATING FOR PVC WHIRLPOOL SYSTEMS

Clear / Brass / Chrome. Trim kit covers jet escutcheons, suction, and electronic soft touch pad. *Per jet substitution price added to standard system price. All metallic finishes come with colored eyeball.*

<b>Group 1   PC or PB</b>	
6 Jets   PLA.06-XX	\$ 395
8 Jets   PLA.08-XX	\$ 505
10 Jets   PLA.10-XX	\$ 540
<b>Group 2   AB, BB, MB, SB, BC, SC, BN, PN, SN</b>	
6 Jets	\$ 735
8 Jets	\$ 990
10 Jets	\$ 1,140
<b>Group 3   PG, BG</b>	
6 Jets	\$ 975
8 Jets	\$ 1,240
10 Jets	\$ 1,385

<b>LED TEMP. READOUT KEYPAD   LED.UPG</b>	\$ 555
---	--------

Upgrade only, must have a keypad controlled system to purchase.

## LIGHTING

LED Bath Light Chromotherapy System   LIG.LED	\$ 865
---	--------

## LOW WATER PROTECTION (Includes 30 minute timer)

110V   LOW.WAT-110	\$ 445
--------------------	--------

<b>MICRO MOUNT   69.140MCREDG</b>	\$ 140
-----------------------------------	--------

The micro mount reduces the standard edge profile of the tub to a nominal 1/2. Not available on tub models with edge detail.

<b>NECK MASSEUSE JET PILLOW   PIL.NEC-XX</b>	\$ 890
--	--------

Available in black, bone and white. Not available on all models.

<b>PADDED HEADREST PILLOW   41.128 (Black only)</b>	\$ 155
---	--------

## PUMPS

<b>Custom Pump Locations   69.116-CUS.PMP</b>	No Charge
<i>(Drawing of pump locations is required)</i>	

<b>REMOTE CONTROL   REM.CON</b>	\$ 790
---------------------------------	--------

Available on most packages. It allows universal programming for other components. Remote control replaces keypad.

**SKIRTS** *Additional lead time required. Check with factory.*

**Molded Skirt Panels** *(specify which sides on worksheet).*

Added to any rectangular tub without an edge detail.

"Seamed" skirt will have a seam between skirt and tub.

"Seamless" will not have a seam between the skirt and tub.

These skirts WILL NOT provide pump/blower access.

**REMINDER - Make sure to order a molded flange, if necessary.**

### Seamed

1 sided   See Zen Skirt	\$ 800
2 sided   SKI.SMD-2	\$ 2,475
3 sided   SKI.SMD-3	\$ 3,255
4 sided   SKI.SMD-4	\$ 4,170

### Seamless

1 sided   SKI.SML-1	\$ 2,190
2 sided   SKI.SML-2	\$ 3,315
3 sided   SKI.SML-3	\$ 4,440
4 sided   SKI.SML-4	\$ 5,570

Premium Colors (additional price and lead time)	\$ 1,290
---	----------

<b>TILE FLANGES   FLA.MO-X</b>	\$ 220
--------------------------------	--------

Must be specified at time of order (1, 2, 3, or 4 Sided). *Not available on all models. Flanges are made of galvanized metal*

## TOWER | TOW-XX

Tower can be added to any of our freestanding models, allowing you to use traditional Roman faucets.

*Must be ordered with tub to ensure proper fit.*

18" or 24"	\$ 1,350	25" - 30"	\$ 1,350
31" - 36"	\$ 1,480	37" - 42"	\$ 1,605
43" - 48"	\$ 1,735	49" - 54"	\$ 1,860
55" - 60"	\$ 1,990	Access Panel	\$ 420

## WASTE & OVERFLOW

<b>Cable W/O   WOV.XX</b>	No Charge
<i>(WHI, BIS, BB, BC, BN, MB, ORB, PB, PC, PE, PN, SB, SC, SN)</i>	

<b>Cable W/O - Gold Finish Upgrade (PG, BG)</b>	\$ 680
---	--------

<b>Integral W/O (Std. round)   IWO.XX</b>	\$ 380
---	--------

Waste and overflow manufactured as part of the bath.

Comes standard as a round overflow cover.

Drain will be a tip-toe style and drain outlet will be a direct drain.

<b>Integral W/O - Gold Finish Upgrade (PG, BG)</b>	\$ 890
--	--------

<b>Linear Integral W/O   LWO-XXX</b>	\$ 380
--------------------------------------	--------

Waste and overflow manufactured as part of the bath.

Drain will be a tip-toe style and drain outlet will be a direct drain.

<b>Linear Integral W/O - Gold Finish Upgrade (PG, BG)</b>	\$ 890
---	--------

<b>Solid Brass Upgrade   SBR.UP</b>	NET \$ 115
-------------------------------------	------------

## FREESTANDING WASTE & OVERFLOWS

### Half Exposed Tip Toe | HWTT.XX

Group 1 (PC, PB)	Included
Group 2 (PN, SN, BN, ORB, WHI, BIS, MB)	Upcharge \$ 70
HWTT.PG / HWTT.BG	Call for pricing

### Fully Exposed Tip Toe | WTT.XX

Group 1 (PC, PB)	Included
Group 2 (PN, SN, BN, ORB, WHI, BIS, MB)	Upcharge \$ 80
WTT.PG / WTT.BG	Call for pricing

# AMBER

66" L x 39" W x 23" D  
 74" L x 45" W x 21" D  
 Includes armrests



## MODEL / PRICING

AMB6639STO	Tub Only	\$ 3,725
AMB6639SWP	Whirlpool (6)	\$ 7,390
AMB6639STA	Thermal Air	\$ 7,075
AMB6639SCO	Combo System	\$ 8,860

AMB7445STO	Tub Only	\$ 4,000
AMB7445SWP	Whirlpool (8)	\$ 8,060
AMB7445STA	Thermal Air	\$ 8,360
AMB7445SCO	Combo System	\$ 10,295

## COLORS *Additional lead time is required for premium colors*

### HYDROLUXE SS™ BATHTUB COLORS

**Standard Colors:** Almond | White | Biscuit Included

**Premium Colors:** \$ 2,490

Black | Carmine Red | Concrete Grey | Distant Blue  
 Grey Beige | Moss Green | Orange Brown | Pastel Violet  
 Purple Violet | Red Orange | Sapphire Blue | Signal Orange  
 Stone Grey | Tarpaulin Grey | Terra Brown

**Dual Color Option:** \$ 2,255

### FINISH

**Matte Finish** | STON.MAT NO CHARGE UPGRADE

**Polished Finish** | STON.POL NO CHARGE UPGRADE

**Matte Gloss Combination** | STON.TWOTONE \$ 365

(Please specify finish on all orders)

### SURFACES (outside only)

**Metallic:** Polished Nickel [PN] \$ 18,300

MODEL/METAL/COLOR (XXX.XXX.XXX)

## BACK MASSEUSE SYSTEMS

**System II** - Electronic Control (WP/CO) | BAC.MA2-XXX \$ 1,900

**System III** - Electronic Control (TA) | BAC.MA3-XXX \$ 3,010

**COLD PLUNGE** | CLD.PL \$ 9,990

**EXPORT CRATE** | FRT.EXPCRT NET \$ 445

## GRAB BARS (Pair) *Additional finishes on page 125*

**Standard Grab Bars** | GRA.BAR-XXX (Group 1 - PC, PB) \$ 490

**Universal Grab Bars** | UGB-XXX (Group 1 - PC, PB) \$ 525

**HYDRO COAT** | HYC.COA \$ 340

## HYDRO EXPRESS

69.104-HYD.EXP NET \$ 300

**HYDRO FILL** | HYD.FIL \$ 500

## HYDRO FUSION

Hydro Fusion (Tub Only) | 29.102 \$ 1,040

Hydro Fusion with Ozone (Tub Only) | 29.103 \$ 1,410

Hydro Fusion (TA, Whirlpool, Combo) | 29.107 \$ 1,570

**HYDRO INDULGE** | HYD.IND \$ 3,680

## HYDROZONE UV COMBO SYSTEM | OZUV.XXX

Whirlpool and Combo Systems only  
 110 V | OZUV.110 \$ 1,220

## INLINE HEATER *Whirlpool and Combo Systems only*

*No dedicated GFI required for 6 amp models.*

12.50 Amps 1.5 KW - 110V | 27.100 \$ 850

6.00 Amps 0.75 KW | 27.103 \$ 760

## JETS *Additional finishes on page 125*

### Additional Standard or Swirling Jet (JET.STD-XX | JET.SWI-XX)

Group 1 - PC or PB \$ 245

**Swirling Jet Upgrade** | JUP.SWI-XX \$ 70

**Micro Therapy Jet** | MTJ.XXX (BIS, BLA, BON, SIL, WHI) \$ 200

**Custom Jet Locations** | 69.116-CUS.JET No Charge

(Must include drawing of locations)

## JET PLATING *For jet plating options go to page 126*

**LIGHTING** LED Bath Light Chromatherapy System | LIG.LED \$ 865

## LOW WATER PROTECTION (Includes 30 minute timer)

110V | LOW.WAT-110 \$ 445

**MICRO MOUNT** | 69.140MCREDEG \$ 140

**NECK MASSEUSE JET PILLOW** | PIL.NEC-XX \$ 890

Available in black, bone and white.

**PADDED HEADREST PILLOW** | 41.128 (Black only) \$ 155

**PUMPS** **Custom Pump Locations** | 69.116-CUS.PMP No Charge

**REMOTE CONTROL** | REM.CON \$ 790

*Must have thermal air system to purchase*

**UNDERMOUNT** | UNDRMT No Charge

## WASTE & OVERFLOW *For finishes go to page 126*

**Cable W/O** | WOV.XX No Charge

**Integral W/O** (Std. round) | IWO.XX \$ 380

**Linear Integral W/O** | LWO-XXX \$ 380

\*The addition of multiple options could impact the equipment fitting inside the perimeter of the tub.

# ANDREA

72"L x 38"W x 21-24"D - center drain  
 (PC or WHI feet included, specify finish)  
 Fully Exposed W/O Included (please specify finish)



## MODEL / PRICING

AND7238STO Tub Only \$ 6,330

### COLORS *Additional lead time is required for premium colors*

#### HYDROLUXE SS™ BATHTUB COLORS

**Standard Colors:** Almond | White | Biscuit Included  
**Premium Colors:** \$ 2,490

Black | Carmine Red | Concrete Grey | Distant Blue  
 Grey Beige | Moss Green | Orange Brown | Pastel Violet  
 Purple Violet | Red Orange | Sapphire Blue | Signal Orange  
 Stone Grey | Tarpaulin Grey | Terra Brown

**Dual Color Option:** \$ 2,255

#### FINISH

**Matte Finish** | STON.MAT NO CHARGE UPGRADE  
**Polished Finish** | STON.POL NO CHARGE UPGRADE  
**Matte Gloss Combination** | STON.TWOTONE \$ 365  
 (Please specify finish on all orders)

#### SURFACES (outside only)

**Metallic:** Polished Nickel [PN] \$ 18,300  
 MODEL/METAL/COLOR (XXX.XXX.XXX)

### CLAW FOOT UPGRADE *Available on Annete or Andre only*

Group 1 - BN, SN, PN, ORB \$ 1,190

**COLD PLUNGE** | CLD.PL \$ 9,990

**EXPORT CRATE** | FRT.EXPCRT NET \$ 445

### HYDRO FUSION

29.102: \$ 1,040 29.103: \$ 1,410 29.107: \$ 1,570

**HYDRO INDULGE** | HYD.IND \$ 3,680

**PADDED HEADREST PILLOW** | 41.128 (Black only) \$ 155

### WASTE & OVERFLOW

#### Fully Exposed Tip Toe | WTT.XX

Group 1 (PC, PB) Included  
 Group 2 (PN, SN, BN, ORB, WHI, BIS, MB) Upcharge \$ 80  
 WTT.PG / WTT.BG Call for pricing

# ANNETTE

65"L x 36"W x 21-24"D - end drain (sloped deck)  
 65"L x 36"W x 21"D - end drain (flat deck)  
 (PC or WHI feet included, specify finish)  
 Fully Exposed W/O Included (please specify finish)



## MODEL / PRICING

ANN6536STOS Tub Only \$ 6,025  
 \*Sloped Deck

ANN6536STOF Tub Only \$ 6,025  
 \*Flat Deck

### COLORS *Additional lead time is required for premium colors*

#### HYDROLUXE SS™ BATHTUB COLORS

**Standard Colors:** Almond | White | Biscuit Included  
**Premium Colors:** \$ 2,490

Black | Carmine Red | Concrete Grey | Distant Blue  
 Grey Beige | Moss Green | Orange Brown | Pastel Violet  
 Purple Violet | Red Orange | Sapphire Blue | Signal Orange  
 Stone Grey | Tarpaulin Grey | Terra Brown

**Dual Color Option:** \$ 2,255

#### FINISH

**Matte Finish** | STON.MAT NO CHARGE UPGRADE  
**Polished Finish** | STON.POL NO CHARGE UPGRADE  
**Matte Gloss Combination** | STON.TWOTONE \$ 365  
 (Please specify finish on all orders)

#### SURFACES (outside only)

**Metallic:** Polished Nickel [PN] \$ 18,300  
 MODEL/METAL/COLOR (XXX.XXX.XXX)

### CLAW FOOT UPGRADE *Available on Annete or Andre only*

Group 1 - BN, SN, PN, ORB \$ 1,190

**COLD PLUNGE** | CLD.PL \$ 9,990

**EXPORT CRATE** | FRT.EXPCRT NET \$ 445

### HYDRO FUSION

29.102: \$ 1,040 29.103: \$ 1,410 29.107: \$ 1,570

**HYDRO INDULGE** | HYD.IND \$ 3,680

### WASTE & OVERFLOW

#### Fully Exposed Tip Toe | WTT.XX

Group 1 (PC, PB) Included  
 Group 2 (PN, SN, BN, ORB, WHI, BIS, MB) Upcharge \$ 80  
 WTT.PG / WTT.BG Call for pricing

# CARRERA

60" L x 32" W x 23" D

66" L x 34" W x 23" D

72" L x 36" W x 23" D



## MODEL / PRICING

CAR6032STO	Tub Only	\$ 3,455	CAR6634STO	Tub Only	\$ 3,590	CAR7236STO	Tub Only	\$ 3,725
CAR6032SWP	Whirlpool (6)	\$ 7,095	CAR6634SWP	Whirlpool (6)	\$ 7,240	CAR7236SWP	Whirlpool (8)	\$ 7,765
CAR6032STA	Thermal Air	\$ 7,195	CAR6634STA	Thermal Air	\$ 7,390	CAR7236STA	Thermal Air	\$ 8,060
CAR6032SCO	Combo System	\$ 9,320	CAR6634SCO	Combo System	\$ 9,470	CAR7236SCO	Combo System	\$ 9,995

## COLORS *Additional lead time is required for premium colors*

### HYDROLUXE SS™ BATHTUB COLORS

**Standard Colors:** Almond | White | Biscuit Included

**Premium Colors:** \$ 2,490

Black | Carmine Red | Concrete Grey | Distant Blue

Grey Beige | Moss Green | Orange Brown | Pastel Violet

Purple Violet | Red Orange | Sapphire Blue | Signal Orange

Stone Grey | Tarpaulin Grey | Terra Brown

*Custom colors available. Please check with Hydro Systems.*

**Matte Finish** | STON.MAT NO CHARGE UPGRADE

### BACK MASSEUSE SYSTEMS

**System II** - Electronic Control (WP/CO) | BAC.MA2-XXX \$ 1,900

**System III** - Electronic Control (TA) | BAC.MA3-XXX \$ 3,010

**COLD PLUNGE** | CLD.PL \$ 9,990

**EXPORT CRATE** | FRT.EXPCRT NET \$ 445

### GRAB BARS (Pair) *Additional finishes on page 125*

**Standard Grab Bars** | GRA.BAR-XXX (Group 1 - PC, PB) \$ 490

**Universal Grab Bars** | UGB-XXX (Group 1 - PC, PB) \$ 525

**HYDRO COAT** | HYC.COA \$ 340

### HYDRO EXPRESS

69.104-HYD.EXP NET \$ 300

**HYDRO FILL** | HYD.FIL \$ 500

### HYDRO FUSION

Hydro Fusion (Tub Only) | 29.102 \$ 1,040

Hydro Fusion with Ozone (Tub Only) | 29.103 \$ 1,410

Hydro Fusion (TA, Whirlpool, Combo) | 29.107 \$ 1,570

**HYDRO INDULGE** | HYD.IND \$ 3,680

### HYDROZONE UV COMBO SYSTEM | OZUV.XXX

Whirlpool and Combo Systems only

110 V | OZUV.110 \$ 1,220

### INLINE HEATER *Whirlpool and Combo Systems only*

*No dedicated GFI required for 6 amp models.*

12.50 Amps 1.5 KW - 110V | 27.100 \$ 850

6.00 Amps 0.75 KW | 27.103 \$ 760

## JETS *Additional finishes on page 125*

### Additional Standard or Swirling Jet (JET.STD-XX | JET.SWI-XX)

Group 1 - PC or PB \$ 245

**Swirling Jet Upgrade** | JUP.SWI-XX \$ 70

**Micro Therapy Jet** | MTJ.XXX (BIS, BLA, BON, SIL, WHI) \$ 200

**Custom Jet Locations** | 69.116-CUS.JET No Charge

*(Must include drawing of locations)*

### JET PLATING *For jet plating options go to page 126*

**LIGHTING** LED Bath Light Chromotherapy System | LIG.LED \$ 865

### LOW WATER PROTECTION (Includes 30 minute timer)

110V | LOW.WAT-110 \$ 445

**MICRO MOUNT** | 69.140MCREDG \$ 140

**NECK MASSEUSE JET PILLOW** | PIL.NEC-XX \$ 890

Available in black, bone and white.

**PADDED HEADREST PILLOW** | 41.128 (Black only) \$ 155

**PUMPS** Custom Pump Locations | 69.116-CUS.PMP No Charge

**REMOTE CONTROL** | REM.CON \$ 790

*Must have thermal air system to purchase*

### SKIRTS *For skirt options go to page 126*

**TILE FLANGES** | FLA.MO-X \$ 220

**UNDERMOUNT** | UNDRMT No Charge

### WASTE & OVERFLOW *For finishes go to page 126*

**Cable W/O** | WOV.XX No Charge

**Integral W/O** (Std. round) | IWO.XX \$ 380

**Linear Integral W/O** | LWO-XXX \$ 380

# CITRINE

60"L x 32"W x 21"D  
 Includes Lumbar Support  
 Specify LH or RH drain  
 (Add LH or RH to end of model code)



## MODEL / PRICING

CIT6032STO	Tub Only	\$ 4,755	CIT6032STA	Thermal Air	\$ 8,805
CIT6032SWP	Whirlpool (6)	\$ 8,510	CIT6032SCO	Combo System	\$ 10,740

## COLORS *Additional lead time is required for premium colors*

### HYDROLUXE SS™ BATHTUB COLORS

**Standard Colors:** Almond | White | Biscuit      Included  
**Premium Colors:**      \$ 2,490

Black | Carmine Red | Concrete Grey | Distant Blue  
 Grey Beige | Moss Green | Orange Brown | Pastel Violet  
 Purple Violet | Red Orange | Sapphire Blue | Signal Orange  
 Stone Grey | Tarpaulin Grey | Terra Brown  
*Custom colors available. Please check with Hydro Systems.*

**Matte Finish** | STON.MAT      NO CHARGE UPGRADE

**ACCESS PANEL** | CIT-ACC.PNL      \$ 1,000

### BACK MASSEUSE SYSTEMS

**System II** - Electronic Control (WP/CO) | BAC.MA2-XXX      \$ 1,900  
**System III** - Electronic Control (TA) | BAC.MA3-XXX      \$ 3,010

**COLD PLUNGE** | CLD.PL      \$ 9,990

**EXPORT CRATE** | FRT.EXPCRT      NET \$ 445

### GRAB BARS (Pair) *Additional finishes on page 125*

**Standard Grab Bars** | GRA.BAR-XXX (Group 1 - PC, PB)      \$ 490  
**Universal Grab Bars** | UGB-XXX (Group 1 - PC, PB)      \$ 525

**HYDRO COAT** | HYC.COA      \$ 340

### HYDRO EXPRESS

69.104-HYD.EXP      NET \$ 300

**HYDRO FILL** | HYD.FIL      \$ 500

### HYDRO FUSION

Hydro Fusion (Tub Only) | 29.102      \$ 1,040  
 Hydro Fusion with Ozone (Tub Only) | 29.103      \$ 1,410  
 Hydro Fusion (TA, Whirlpool, Combo) | 29.107      \$ 1,570

**HYDRO INDULGE** | HYD.IND      \$ 3,680

### HYDROZONE UV COMBO SYSTEM | OZUV.XXX

Whirlpool and Combo Systems only  
 110 V | OZUV.110      \$ 1,220

## INLINE HEATER *Whirlpool and Combo Systems only*

*No dedicated GFI required for 6 amp models.*  
 12.50 Amps 1.5 KW - 110V | 27.100      \$ 850  
 6.00 Amps 0.75 KW | 27.103      \$ 760

## JETS *Additional finishes on page 125*

**Additional Standard or Swirling Jet** (JET.STD-XX | JET.SWI-XX)  
 Group 1 - PC or PB      \$ 245  
**Swirling Jet Upgrade** | JUP.SWI-XX      \$ 70  
**Micro Therapy Jet** | MTJ.XXX (BIS, BLA, BON, SIL, WHI)      \$ 200  
**Custom Jet Locations** | 69.116-CUS.JET      No Charge  
*(Must include drawing of locations)*

## JET PLATING *For jet plating options go to page 126*

**LIGHTING** LED Bath Light Chromotherapy System | LIG.LED      \$ 865

## LOW WATER PROTECTION (Includes 30 minute timer)

110V | LOW.WAT-110      \$ 445

**NECK MASSEUSE JET PILLOW** | PIL.NEC-XX      \$ 890

Available in black, bone and white.

**PADDED HEADREST PILLOW** | 41.128 (Black only)      \$ 155

**PUMPS** **Custom Pump Locations** | 69.116-CUS.PMP      No Charge

**REMOTE CONTROL** | REM.CON      \$ 790

*Must have thermal air system to purchase*

## WASTE & OVERFLOW *For finishes go to page 126*

**Cable W/O** | WOV.XX      No Charge  
**Integral W/O** (Std. round) | IWO.XX      \$ 380  
**Linear Integral W/O** | LWO-XXX      \$ 380

# COAL

60"L x 32"W x 23"D

66"L x 32"W x 23"D



## MODEL / PRICING

COA6032STO	Tub Only	\$ 3,455
COA6032SWP	Whirlpool (6)	\$ 7,095
COA6032STA	Thermal Air	\$ 7,390
COA6032SCO	Combo System	\$ 9,320

COA6632STO	Tub Only	\$ 3,590
COA6632SWP	Whirlpool (6)	\$ 7,240
COA6632STA	Thermal Air	\$ 7,535
COA6632SCO	Combo System	\$ 9,470

## COLORS *Additional lead time is required for premium colors*

### HYDROLUXE SS™ BATHTUB COLORS

**Standard Colors:** Almond | White | Biscuit Included

**Premium Colors:** \$ 2,490

Black | Carmine Red | Concrete Grey | Distant Blue  
 Grey Beige | Moss Green | Orange Brown | Pastel Violet  
 Purple Violet | Red Orange | Sapphire Blue | Signal Orange  
 Stone Grey | Tarpaulin Grey | Terra Brown

*Custom colors available. Please check with Hydro Systems.*

**Matte Finish** | STON.MAT NO CHARGE UPGRADE

### BACK MASSEUSE SYSTEMS

**System II** - Electronic Control (WP/CO) | BAC.MA2-XXX \$ 1,900

**System III** - Electronic Control (TA) | BAC.MA3-XXX \$ 3,010

**COLD PLUNGE** | CLD.PL \$ 9,990

**EXPORT CRATE** | FRT.EXPCRT NET \$ 445

### GRAB BARS (Pair) *Additional finishes on page 125*

**Standard Grab Bars** | GRA.BAR-XXX (Group 1 - PC, PB) \$ 490

**Universal Grab Bars** | UGB-XXX (Group 1 - PC, PB) \$ 525

**HYDRO COAT** | HYC.COA \$ 340

### HYDRO EXPRESS

69.104-HYD.EXP NET \$ 300

**HYDRO FILL** | HYD.FIL \$ 500

### HYDRO FUSION

Hydro Fusion (Tub Only) | 29.102 \$ 1,040

Hydro Fusion with Ozone (Tub Only) | 29.103 \$ 1,410

Hydro Fusion (TA, Whirlpool, Combo) | 29.107 \$ 1,570

**HYDRO INDULGE** | HYD.IND \$ 3,680

### HYDROZONE UV COMBO SYSTEM | OZUV.XXX

Whirlpool and Combo Systems only  
 110 V | OZUV.110 \$ 1,220

### INLINE HEATER *Whirlpool and Combo Systems only*

*No dedicated GFI required for 6 amp models.*

12.50 Amps 1.5 KW - 110V | 27.100 \$ 850

6.00 Amps 0.75 KW | 27.103 \$ 760

## JETS *Additional finishes on page 125*

### Additional Standard or Swirling Jet (JET.STD-XX | JET.SWI-XX)

Group 1 - PC or PB \$ 245

**Swirling Jet Upgrade** | JUP.SWI-XX \$ 70

**Micro Therapy Jet** | MTJ.XXX (BIS, BLA, BON, SIL, WHI) \$ 200

**Custom Jet Locations** | 69.116-CUS.JET No Charge

*(Must include drawing of locations)*

### JET PLATING *For jet plating options go to page 126*

**LIGHTING** LED Bath Light Chromotherapy System | LIG.LED \$ 865

### LOW WATER PROTECTION (Includes 30 minute timer)

110V | LOW.WAT-110 \$ 445

**MICRO MOUNT** | 69.140MCREDG \$ 140

**NECK MASSEUSE JET PILLOW** | PIL.NEC-XX \$ 890

Available in black, bone and white.

**PADDED HEADREST PILLOW** | 41.128 (Black only) \$ 155

**PUMPS** Custom Pump Locations | 69.116-CUS.PMP No Charge

**REMOTE CONTROL** | REM.CON \$ 790

*Must have thermal air system to purchase*

### SKIRTS *For skirt options go to page 126*

**TILE FLANGES** | FLA.MO-X \$ 220

**UNDERMOUNT** | UNDRMT No Charge

### WASTE & OVERFLOW *For finishes go to page 126*

**Cable W/O** | WOV.XX No Charge

**Integral W/O** (Std. round) | IWO.XX \$ 380

**Linear Integral W/O** | LWO-XXX \$ 380

# CORAL

72" Diameter x 23"D - Center Drain (shown)



## MODEL / PRICING

COR7223STO	Tub Only	\$ 4,540	COR7223STA	Thermal Air	\$ 8,945
COR7223SWP	Whirlpool (8)	\$ 8,405	COR7223SCO	Combo System	\$ 10,800

## COLORS *Additional lead time is required for premium colors*

### HYDROLUXE SS™ BATHTUB COLORS

**Standard Colors:** Almond | White | Biscuit Included  
**Premium Colors:** \$ 2,490

Black | Carmine Red | Concrete Grey | Distant Blue  
 Grey Beige | Moss Green | Orange Brown | Pastel Violet  
 Purple Violet | Red Orange | Sapphire Blue | Signal Orange  
 Stone Grey | Tarpaulin Grey | Terra Brown

*Custom colors available. Please check with Hydro Systems.*

**Matte Finish** | STON.MAT NO CHARGE UPGRADE

### BACK MASSEUSE SYSTEMS

**System II** - Electronic Control (WP/CO) | BAC.MA2-XXX \$ 1,900  
**System III** - Electronic Control (TA) | BAC.MA3-XXX \$ 3,010

**COLD PLUNGE** | CLD.PL \$ 9,990

**EXPORT CRATE** | FRT.EXPCRT NET \$ 445

### GRAB BARS (Pair) *Additional finishes on page 125*

**Standard Grab Bars** | GRA.BAR-XXX (Group 1 - PC, PB) \$ 490  
**Universal Grab Bars** | UGB-XXX (Group 1 - PC, PB) \$ 525

**HYDRO COAT** | HYC.COA \$ 340

### HYDRO EXPRESS

69.104-HYD.EXP NET \$ 300

**HYDRO FILL** | HYD.FIL \$ 500

### HYDRO FUSION

Hydro Fusion (Tub Only) | 29.102 \$ 1,040  
 Hydro Fusion with Ozone (Tub Only) | 29.103 \$ 1,410  
 Hydro Fusion (TA, Whirlpool, Combo) | 29.107 \$ 1,570

**HYDRO INDULGE** | HYD.IND \$ 3,680

### HYDROZONE UV COMBO SYSTEM | OZUV.XXX

Whirlpool and Combo Systems only  
 110 V | OZUV.110 \$ 1,220

### INLINE HEATER *Whirlpool and Combo Systems only*

*No dedicated GFI required for 6 amp models.*

12.50 Amps 1.5 KW - 110V | 27.100 \$ 850  
 6.00 Amps 0.75 KW | 27.103 \$ 760

## JETS *Additional finishes on page 125*

### Additional Standard or Swirling Jet (JET.STD-XX | JET.SWI-XX)

Group 1 - PC or PB \$ 245

**Swirling Jet Upgrade** | JUP.SWI-XX \$ 70

**Micro Therapy Jet** | MTJ.XXX (BIS, BLA, BON, SIL, WHI) \$ 200

**Custom Jet Locations** | 69.116-CUS.JET No Charge  
*(Must include drawing of locations)*

### JET PLATING *For jet plating options go to page 126*

**LIGHTING** LED Bath Light Chromotherapy System | LIG.LED \$ 865

### LOW WATER PROTECTION (Includes 30 minute timer)

110V | LOW.WAT-110 \$ 445

**MICRO MOUNT** | 69.140MCREDG \$ 140

**NECK MASSEUSE JET PILLOW** | PIL.NEC-XX \$ 890

Available in black, bone and white.

**PADDED HEADREST PILLOW** | 41.128 (Black only) \$ 155

**PUMPS** Custom Pump Locations | 69.116-CUS.PMP No Charge

**REMOTE CONTROL** | REM.CON \$ 790

*Must have thermal air system to purchase*

**UNDERMOUNT** | UNDRMT No Charge

### WASTE & OVERFLOW *For finishes go to page 126*

**Cable W/O** | WOV.XX No Charge

**Integral W/O** (Std. round) | IWO.XX \$ 380

**Linear Integral W/O** | LWO-XXX \$ 380

# CORAZON

66" L x 45" W x 19" D - Side-Center Drain

74" L x 44" W x 19" D - Side-Center Drain

74" L x 45" W x 21" D - Center Drain with 2 molded armrests



## MODEL / PRICING

COR6645STO Tub Only	\$ 3,590	COR7444STO Tub Only	\$ 3,725	COR7445STO Tub Only	\$ 3,725
COR6645SWP Whirlpool (6)	\$ 7,240	COR7444SWP Whirlpool (8)	\$ 7,765	COR7445SWP Whirlpool (8)	\$ 7,765
COR6645STA Thermal Air	\$ 7,535	COR7444STA Thermal Air	\$ 8,060	COR7445STA Thermal Air	\$ 8,060
COR6645SCO Combo System	\$ 9,470	COR7444SCO Combo System	\$ 9,995	COR7445SCO Combo System	\$ 9,995

## COLORS *Additional lead time is required for premium colors*

### HYDROLUXE SS™ BATHTUB COLORS

**Standard Colors:** Almond | White | Biscuit Included

**Premium Colors:** \$ 2,490

Black | Carmine Red | Concrete Grey | Distant Blue

Grey Beige | Moss Green | Orange Brown | Pastel Violet

Purple Violet | Red Orange | Sapphire Blue | Signal Orange

Stone Grey | Tarpaulin Grey | Terra Brown

*Custom colors available. Please check with Hydro Systems.*

**Matte Finish** | STON.MAT NO CHARGE UPGRADE

### BACK MASSEUSE SYSTEMS

**System II** - Electronic Control (WP/CO) | BAC.MA2-XXX \$ 1,900

**System III** - Electronic Control (TA) | BAC.MA3-XXX \$ 3,010

**COLD PLUNGE** | CLD.PL \$ 9,990

**EXPORT CRATE** | FRT.EXPCRT NET \$ 445

### GRAB BARS (Pair) *Additional finishes on page 125*

**Standard Grab Bars** | GRA.BAR-XXX (Group 1 - PC, PB) \$ 490

**Universal Grab Bars** | UGB-XXX (Group 1 - PC, PB) \$ 525

**HYDRO COAT** | HYC.COA \$ 340

### HYDRO EXPRESS

69.104-HYD.EXP NET \$ 300

**HYDRO FILL** | HYD.FIL \$ 500

### HYDRO FUSION

Hydro Fusion (Tub Only) | 29.102 \$ 1,040

Hydro Fusion with Ozone (Tub Only) | 29.103 \$ 1,410

Hydro Fusion (TA, Whirlpool, Combo) | 29.107 \$ 1,570

**HYDRO INDULGE** | HYD.IND \$ 3,680

### HYDROZONE UV COMBO SYSTEM | OZUV.XXX

Whirlpool and Combo Systems only

110 V | OZUV.110 \$ 1,220

### INLINE HEATER *Whirlpool and Combo Systems only*

*No dedicated GFI required for 6 amp models.*

12.50 Amps 1.5 KW - 110V | 27.100 \$ 850

6.00 Amps 0.75 KW | 27.103 \$ 760

## JETS *Additional finishes on page 125*

### Additional Standard or Swirling Jet (JET.STD-XX | JET.SWI-XX)

Group 1 - PC or PB \$ 245

**Swirling Jet Upgrade** | JUP.SWI-XX \$ 70

**Micro Therapy Jet** | MTJ.XXX (BIS, BLA, BON, SIL, WHI) \$ 200

**Custom Jet Locations** | 69.116-CUS.JET No Charge

*(Must include drawing of locations)*

### JET PLATING *For jet plating options go to page 126*

**LIGHTING** LED Bath Light Chromotherapy System | LIG.LED \$ 865

### LOW WATER PROTECTION (Includes 30 minute timer)

110V | LOW.WAT-110 \$ 445

**MICRO MOUNT** | 69.140MCREDG \$ 140

**NECK MASSEUSE JET PILLOW** | PIL.NEC-XX \$ 890

Available in black, bone and white.

**PADDED HEADREST PILLOW** | 41.128 (Black only) \$ 155

**PUMPS** Custom Pump Locations | 69.116-CUS.PMP No Charge

**REMOTE CONTROL** | REM.CON \$ 790

*Must have thermal air system to purchase*

**UNDERMOUNT** | UNDRMT No Charge

### WASTE & OVERFLOW *For finishes go to page 126*

**Cable W/O** | WOV.XX No Charge

**Integral W/O** (Std. round) | IWO.XX \$ 380

**Linear Integral W/O** | LWO-XXX \$ 380

# DANIELA

58"L x 30"W x 20"D - end drain

Includes lumbar support

Half Exposed W/O Included (please specify finish)



## MODEL / PRICING

DLA5830STO Tub Only \$ 5,580

### COLORS *Additional lead time is required for premium colors*

#### HYDROLUXE SS™ BATHTUB COLORS

**Standard Colors:** Almond | White | Biscuit Included

**Premium Colors:** \$ 2,490

Black | Carmine Red | Concrete Grey | Distant Blue

Grey Beige | Moss Green | Orange Brown | Pastel Violet

Purple Violet | Red Orange | Sapphire Blue | Signal Orange

Stone Grey | Tarpaulin Grey | Terra Brown

**Dual Color Option:** \$ 2,255

#### FINISH

**Matte Finish** | STON.MAT NO CHARGE UPGRADE

**Polished Finish** | STON.POL NO CHARGE UPGRADE

**Matte Gloss Combination** | STON.TWOTONE \$ 365

(Please specify finish on all orders)

#### SURFACES (outside only)

**Metallic:** Polished Nickel [PN] \$ 18,300

MODEL/METAL/COLOR (XXX.XXX.XXX)

**COLD PLUNGE** | CLD.PL \$ 9,990

**EXPORT CRATE** | FRT.EXPCRT NET \$ 445

**HYDRO COAT** | HYC.COA \$ 340

#### HYDRO EXPRESS

69.104-HYD.EXP NET \$ 500

#### HYDRO FUSION

29.102: \$ 1,040 29.103: \$ 1,410 29.107: \$ 1,570

**HYDRO INDULGE** | HYD.IND \$ 3,680

**PADDED HEADREST PILLOW** | 41.128 (Black only) \$ 155

#### WASTE & OVERFLOW

**Half Exposed Tip Toe** | HWTT.XX

Group 1 (PC, PB)

Group 2 (PN, SN, BN, ORB, WHI, BIS, MB)

HWTT.PG / HWTT.BG

*Please note: floor must be trenched*

Included

Upcharge \$ 70

Call for pricing

# EMERALD

65" L x 36" W x 22" D - end drain  
72" L x 42" W x 24" D - center drain



Center drain



End drain

## MODEL / PRICING

EME6536STO	Tub Only	\$ 3,590
EME6536SWP	Whirlpool (6)	\$ 7,240
EME6536STA	Thermal Air	\$ 7,535
EME6536SCO	Combo System	\$ 9,470

EME7242STO	Tub Only	\$ 3,725
EME7242SWP	Whirlpool (8)	\$ 7,765
EME7242STA	Thermal Air	\$ 8,060
EME7242SCO	Combo System	\$ 9,980

## COLORS *Additional lead time is required for premium colors*

### HYDROLUXE SS™ BATHTUB COLORS

**Standard Colors:** Almond | White | Biscuit Included

**Premium Colors:** \$ 2,490

Black | Carmine Red | Concrete Grey | Distant Blue

Grey Beige | Moss Green | Orange Brown | Pastel Violet

Purple Violet | Red Orange | Sapphire Blue | Signal Orange

Stone Grey | Tarpaulin Grey | Terra Brown

*Custom colors available. Please check with Hydro Systems.*

**Matte Finish** | STON.MAT NO CHARGE UPGRADE

### BACK MASSEUSE SYSTEMS

**System II** - Electronic Control (WP/CO) | BAC.MA2-XXX \$ 1,900

**System III** - Electronic Control (TA) | BAC.MA3-XXX \$ 3,010

**COLD PLUNGE** | CLD.PL \$ 9,990

**EXPORT CRATE** | FRT.EXPCRT NET \$ 445

### GRAB BARS (Pair) *Additional finishes on page 125*

**Standard Grab Bars** | GRA.BAR-XXX (Group 1 - PC, PB) \$ 490

**Universal Grab Bars** | UGB-XXX (Group 1 - PC, PB) \$ 525

**HYDRO COAT** | HYC.COA \$ 340

### HYDRO EXPRESS

69.104-HYD.EXP NET \$ 300

**HYDRO FILL** | HYD.FIL \$ 500

### HYDRO FUSION

Hydro Fusion (Tub Only) | 29.102 \$ 1,040

Hydro Fusion with Ozone (Tub Only) | 29.103 \$ 1,410

Hydro Fusion (TA, Whirlpool, Combo) | 29.107 \$ 1,570

**HYDRO INDULGE** | HYD.IND \$ 3,680

### HYDROZONE UV COMBO SYSTEM | OZUV.XXX

Whirlpool and Combo Systems only

110 V | OZUV.110 \$ 1,220

### INLINE HEATER *Whirlpool and Combo Systems only*

*No dedicated GFI required for 6 amp models.*

12.50 Amps 1.5 KW - 110V | 27.100 \$ 850

6.00 Amps 0.75 KW | 27.103 \$ 760

## JETS *Additional finishes on page 125*

### Additional Standard or Swirling Jet (JET.STD-XX | JET.SWI-XX)

Group 1 - PC or PB \$ 245

**Swirling Jet Upgrade** | JUP.SWI-XX \$ 70

**Micro Therapy Jet** | MTJ.XXX (BIS, BLA, BON, SIL, WHI) \$ 200

**Custom Jet Locations** | 69.116-CUS.JET No Charge

*(Must include drawing of locations)*

### JET PLATING *For jet plating options go to page 126*

**LIGHTING** LED Bath Light Chromatherapy System | LIG.LED \$ 865

### LOW WATER PROTECTION (Includes 30 minute timer)

110V | LOW.WAT-110 \$ 445

**MICRO MOUNT** | 69.140MCREDEG \$ 140

**NECK MASSEUSE JET PILLOW** | PIL.NEC-XX \$ 890

Available in black, bone and white.

**PADDED HEADREST PILLOW** | 41.128 (Black only) \$ 155

**PUMPS** **Custom Pump Locations** | 69.116-CUS.PMP No Charge

**REMOTE CONTROL** | REM.CON \$ 790

*Must have thermal air system to purchase*

**UNDERMOUNT** | UNDRMT No Charge

### WASTE & OVERFLOW *For finishes go to page 126*

**Cable W/O** | WOV.XX No Charge

**Integral W/O** (Std. round) | IWO.XX \$ 380

**Linear Integral W/O** | LWO-XXX \$ 380

# GARNET

54"L x 28"W x 23"D - center drain

58"L x 28"W x 23"D - center drain

65"L x 30"W x 23"D - center drain

Half Exposed W/O Included (please specify finish)



## MODEL / PRICING

GAR5428STO Tub Only \$ 6,155 | GAR5828STO Tub Only \$ 6,295 | GAR6530STO Tub Only \$ 6,565

### COLORS *Additional lead time is required for premium colors*

#### HYDROLUXE SS™ BATHTUB COLORS

**Standard Colors:** Almond | White | Biscuit Included

**Premium Colors:** \$ 2,490

Black | Carmine Red | Concrete Grey | Distant Blue

Grey Beige | Moss Green | Orange Brown | Pastel Violet

Purple Violet | Red Orange | Sapphire Blue | Signal Orange

Stone Grey | Tarpaulin Grey | Terra Brown

**Dual Color Option:** \$ 2,255

#### FINISH

**Matte Finish** | STON.MAT NO CHARGE UPGRADE

**Polished Finish** | STON.POL NO CHARGE UPGRADE

**Matte Gloss Combination** | STON.TWOTONE \$ 365

(Please specify finish on all orders)

#### SURFACES (outside only)

**Metallic:** Polished Nickel [PN] \$ 18,300

MODEL/METAL/COLOR (XXX.XXX.XXX)

**COLD PLUNGE** | CLD.PL \$ 9,990

**EXPORT CRATE** | FRT.EXPCRT NET \$ 445

**HYDRO COAT** | HYC.COA \$ 340

#### HYDRO EXPRESS

69.104-HYD.EXP NET \$ 500

#### HYDRO FUSION

29.102: \$ 1,040 29.103: \$ 1,410 29.107: \$ 1,570

**HYDRO INDULGE** | HYD.IND \$ 3,680

**PADDED HEADREST PILLOW** | 41.128 (Black only) \$ 155

#### WASTE & OVERFLOW

**Half Exposed Tip Toe** | HWTT.XX

Group 1 (PC, PB)

Group 2 (PN, SN, BN, ORB, WHI, BIS, MB)

HWTT.PG / HWTT.BG

*Please note: floor must be trenched*

Included

Upcharge \$ 70

Call for pricing

# GRANITE

48"L x 30"W x 16"D	60"L x 36"W x 19"D - with molded armrests
54"L x 31"W x 16"D	60"L x 36"W x 22"D - with molded armrests
60"L x 30"W x 17"D	66"L x 36"W x 19"D - with molded armrests
60"L x 32"W x 19"D	66"L x 36"W x 22"D - with molded armrests
	72"L x 36"W x 19"D - with molded armrests



## MODEL / PRICING

GRA4830STO Tub Only	\$ 3,315	GRA6032STO Tub Only	\$ 3,585	GRA6636STO Tub Only	\$ 3,720
GRA4830SWP Whirlpool (6)	\$ 6,945	GRA6032SWP Whirlpool (6)	\$ 7,235	GRA6636SWP Whirlpool (6)	\$ 7,385
GRA4830STA Thermal Air	\$ 7,240	GRA6032STA Thermal Air	\$ 7,670	GRA6636STA Thermal Air	\$ 7,680
GRA4830SCO Combo System	\$ 9,175	GRA6032SCO Combo System	\$ 9,465	GRA6636SCO Combo System	\$ 9,610
GRA5431STO Tub Only	\$ 3,455	GRA6036STO Tub Only	\$ 3,585	GRA6636STOS Tub Only	\$ 3,720
GRA5431SWP Whirlpool (6)	\$ 7,095	GRA6036SWP Whirlpool (6)	\$ 7,235	GRA6636SWPS Whirlpool (6)	\$ 7,385
GRA5431STA Thermal Air	\$ 7,390	GRA6036STA Thermal Air	\$ 7,670	GRA6636STAS Thermal Air	\$ 7,680
GRA5431SCO Combo System	\$ 9,320	GRA6036SCO Combo System	\$ 9,465	GRA6636SCOS Combo System	\$ 9,610
GRA6030STO Tub Only	\$ 3,585	GRA6036STOS Tub Only	\$ 3,585	GRA7236STO Tub Only	\$ 3,850
GRA6030SWP Whirlpool (6)	\$ 7,235	GRA6036SWPS Whirlpool (6)	\$ 7,235	GRA7236SWP Whirlpool (6)	\$ 7,525
GRA6030STA Thermal Air	\$ 7,670	GRA6036STAS Thermal Air	\$ 7,670	GRA7236STA Thermal Air	\$ 7,825
GRA6030SCO Combo System	\$ 9,465	GRA6036SCOS Combo System	\$ 9,465	GRA7236SCO Combo System	\$ 9,750

## COLORS *Additional lead time is required for premium colors*

### HYDROLUXE SS™ BATHTUB COLORS

**Standard Colors:** Almond | White | Biscuit Included

**Premium Colors:** \$ 2,490

Black | Carmine Red | Concrete Grey | Distant Blue  
 Grey Beige | Moss Green | Orange Brown | Pastel Violet  
 Purple Violet | Red Orange | Sapphire Blue | Signal Orange  
 Stone Grey | Tarpaulin Grey | Terra Brown  
*Custom colors available. Please check with Hydro Systems.*

**Matte Finish** | STON.MAT NO CHARGE UPGRADE

### BACK MASSEUSE SYSTEMS

**System II** - Electronic Control (WP/CO) | BAC.MA2-XXX \$ 1,900

**System III** - Electronic Control (TA) | BAC.MA3-XXX \$ 3,010

**COLD PLUNGE** | CLD.PL \$ 9,990

**EXPORT CRATE** | FRT.EXPCRT NET \$ 445

**GRAB BARS** (Pair) *Additional finishes on page 125*

**Standard Grab Bars** | GRA.BAR-XXX (Group 1 - PC, PB) \$ 490

**Universal Grab Bars** | UGB-XXX (Group 1 - PC, PB) \$ 525

**HYDRO COAT** | HYC.COA \$ 340

**HYDRO EXPRESS** | 69.104-HYD.EXP NET \$ 300

**HYDRO FILL** | HYD.FIL \$ 500

### HYDRO FUSION

Hydro Fusion (Tub Only) | 29.102 \$ 1,040

Hydro Fusion with Ozone (Tub Only) | 29.103 \$ 1,410

Hydro Fusion (TA, Whirlpool, Combo) | 29.107 \$ 1,570

**HYDRO INDULGE** | HYD.IND \$ 3,680

### HYDROZONE UV COMBO SYSTEM | OZUV.XXX

Whirlpool and Combo Systems only  
 110 V | OZUV.110 \$ 1,220

## INLINE HEATER *Whirlpool and Combo Systems only*

*No dedicated GFI required for 6 amp models.*

12.50 Amps 1.5 KW - 110V | 27.100 \$ 850

6.00 Amps 0.75 KW | 27.103 \$ 760

## JETS *Additional finishes on page 125*

**Additional Standard or Swirling Jet** (JET.STD-XX | JET.SWI-XX)

Group 1 - PC or PB \$ 245

**Swirling Jet Upgrade** | JUP.SWI-XX \$ 70

**Micro Therapy Jet** | MTJ.XXX (BIS, BLA, BON, SIL, WHI) \$ 200

**Custom Jet Locations** | 69.116-CUS.JET No Charge

*(Must include drawing of locations)*

## JET PLATING *For jet plating options go to page 126*

**LIGHTING** LED Bath Light Chromotherapy System | LIG.LED \$ 865

## LOW WATER PROTECTION (Includes 30 minute timer)

110V | LOW.WAT-110 \$ 445

**MICRO MOUNT** | 69.140MCREDG \$ 140

**NECK MASSEUSE JET PILLOW** | PIL.NEC-XX \$ 890

Available in black, bone and white.

**PADDED HEADREST PILLOW** | 41.128 (Black only) \$ 155

**PUMPS** **Custom Pump Locations** | 69.116-CUS.PMP No Charge

**REMOTE CONTROL** | REM.CON \$ 790

*Must have thermal air system to purchase*

## SKIRTS *For skirt options go to page 126*

**TILE FLANGES** | FLA.MO-X \$ 220

**UNDERMOUNT** | UNDRMT No Charge

## WASTE & OVERFLOW *For finishes go to page 126*

**Cable W/O** | WOV.XX No Charge

**Integral W/O** (Std. round) | IWO.XX \$ 380

**Linear Integral W/O** | LWO-XXX \$ 380

# JADE

66" L x 32"W x 20-23"D - center drain  
 Half Exposed W/O Included (please specify finish)



## MODEL / PRICING

JAD6632STO Tub Only \$ 6,020

**COLORS** *Additional lead time is required for premium colors*

### HYDROLUXE SS™ BATHTUB COLORS

**Standard Colors:** Almond | White | Biscuit Included  
**Premium Colors:** \$ 2,490

Black | Carmine Red | Concrete Grey | Distant Blue  
 Grey Beige | Moss Green | Orange Brown | Pastel Violet  
 Purple Violet | Red Orange | Sapphire Blue | Signal Orange  
 Stone Grey | Tarpaulin Grey | Terra Brown

**Dual Color Option:** \$ 2,255

### FINISH

**Matte Finish** | STON.MAT NO CHARGE UPGRADE

**Polished Finish** | STON.POL NO CHARGE UPGRADE

**Matte Gloss Combination** | STON.TWOTONE \$ 365

(Please specify finish on all orders)

### SURFACES (outside only)

**Metallic:** Polished Nickel [PN] \$ 18,300

MODEL/METAL/COLOR (XXX.XXX.XXX)

**COLD PLUNGE** | CLD.PL \$ 9,990

**EXPORT CRATE** | FRT.EXPCRT NET \$ 445

**HYDRO COAT** | HYC.COA \$ 340

### HYDRO EXPRESS

69.104-HYD.EXP NET \$ 500

### HYDRO FUSION

29.102: \$ 1,040 29.103: \$ 1,410 29.107: \$ 1,570

**HYDRO INDULGE** | HYD.IND \$ 3,680

**PADDED HEADREST PILLOW** | 41.128 (Black only) \$ 155

### WASTE & OVERFLOW

**Half Exposed Tip Toe** | HWTT.XX

Group 1 (PC, PB)

Included

Group 2 (PN, SN, BN, ORB, WHI, BIS, MB)

Upcharge \$ 70

HWTT.PG / HWTT.BG

Call for pricing

*Please note: floor must be trenched*

# MITRA

72" L x 38"W x 25-30"D - center drain  
 Remote blower required for Thermal Air system  
 Fully Exposed W/O Included (please specify finish)



## MODEL / PRICING

MIT7238STO Tub Only \$ 6,055

MIT7238STA Thermal Air \$ 8,935

**COLORS** *Additional lead time is required for premium colors*

### HYDROLUXE SS™ BATHTUB COLORS

**Standard Colors:** Almond | White | Biscuit Included  
**Premium Colors:** \$ 2,490

Black | Carmine Red | Concrete Grey | Distant Blue  
 Grey Beige | Moss Green | Orange Brown | Pastel Violet  
 Purple Violet | Red Orange | Sapphire Blue | Signal Orange  
 Stone Grey | Tarpaulin Grey | Terra Brown

**Dual Color Option:** \$ 2,255

### FINISH

**Matte Finish** | STON.MAT NO CHARGE UPGRADE

**Polished Finish** | STON.POL NO CHARGE UPGRADE

**Matte Gloss Combination** | STON.TWOTONE \$ 365

(Please specify finish on all orders)

### SURFACES (outside only)

**Metallic:** Polished Nickel [PN] \$ 18,300

MODEL/METAL/COLOR (XXX.XXX.XXX)

**COLD PLUNGE** | CLD.PL \$ 9,990

**EXPORT CRATE** | FRT.EXPCRT NET \$ 445

**HYDRO COAT** | HYC.COA \$ 340

### HYDRO EXPRESS

69.104-HYD.EXP NET \$ 500

### HYDRO FUSION

29.102: \$ 1,040 29.103: \$ 1,410 29.107: \$ 1,570

**HYDRO INDULGE** | HYD.IND \$ 3,680

**PADDED HEADREST PILLOW** | 41.128 (Black only) \$ 155

**REMOTE CONTROL** | REM.CON \$ 790

*Must have thermal air system to purchase*

### WASTE & OVERFLOW

**Fully Exposed Tip Toe** | WTT.XX

Group 1 (PC, PB)

Included

Group 2 (PN, SN, BN, ORB, WHI, BIS, MB)

Upcharge \$ 80

WTT.PG / WTT.BG

Call for pricing

# OBSIDIAN

58"L x 30"W x 20-23"D - end drain  
Includes lumbar support  
Half Exposed W/O included (please specify finish)



## MODEL / PRICING

OBS5830STO Tub Only \$ 5,780

### COLORS *Additional lead time is required for premium colors*

#### HYDROLUXE SS™ BATHTUB COLORS

**Standard Colors:** Almond | White | Biscuit Included  
**Premium Colors:** \$ 2,490

Black | Carmine Red | Concrete Grey | Distant Blue  
Grey Beige | Moss Green | Orange Brown | Pastel Violet  
Purple Violet | Red Orange | Sapphire Blue | Signal Orange  
Stone Grey | Tarpaulin Grey | Terra Brown

**Dual Color Option:** \$ 2,255

#### FINISH

**Matte Finish** | STON.MAT NO CHARGE UPGRADE

**Polished Finish** | STON.POL NO CHARGE UPGRADE

**Matte Gloss Combination** | STON.TWOTONE \$ 365

(Please specify finish on all orders)

#### SURFACES (outside only)

**Metallic:** Polished Nickel [PN] \$ 18,300

MODEL/METAL/COLOR (XXX.XXX.XXX)

**COLD PLUNGE** | CLD.PL \$ 9,990

**EXPORT CRATE** | FRT.EXPCRT NET \$ 445

**HYDRO COAT** | HYC.COA \$ 340

#### HYDRO EXPRESS

69.104-HYD.EXP NET \$ 500

#### HYDRO FUSION

29.102: \$ 1,040 29.103: \$ 1,410 29.107: \$ 1,570

**HYDRO INDULGE** | HYD.IND \$ 3,680

**PADDED HEADREST PILLOW** | 41.128 (Black only) \$ 155

#### WASTE & OVERFLOW

**Half Exposed Tip Toe** | HWTT.XX

Group 1 (PC, PB)

Included

Group 2 (PN, SN, BN, ORB, WHI, BIS, MB)

Upcharge \$ 70

HWTT.PG / HWTT.BG

Call for pricing

*Please note: floor must be trenched*

# OPAL

63"L x 33"W x 23"D - center drain  
 Half Exposed W/O Included (please specify finish)



## MODEL / PRICING

OPA6333STO Tub Only \$ 6,015

### COLORS *Additional lead time is required for premium colors*

#### HYDROLUXE SS™ BATHTUB COLORS

**Standard Colors:** Almond | White | Biscuit Included  
**Premium Colors:** \$ 2,490

Black | Carmine Red | Concrete Grey | Distant Blue  
 Grey Beige | Moss Green | Orange Brown | Pastel Violet  
 Purple Violet | Red Orange | Sapphire Blue | Signal Orange  
 Stone Grey | Tarpaulin Grey | Terra Brown

**Dual Color Option:** \$ 2,255

#### FINISH

**Matte Finish** | STON.MAT NO CHARGE UPGRADE

**Polished Finish** | STON.POL NO CHARGE UPGRADE

**Matte Gloss Combination** | STON.TWOTONE \$ 365

(Please specify finish on all orders)

#### SURFACES (outside only)

**Metallic:** Polished Nickel [PN] \$ 18,300

MODEL/METAL/COLOR (XXX.XXX.XXX)

**COLD PLUNGE** | CLD.PL \$ 9,990

**EXPORT CRATE** | FRT.EXPCRT NET \$ 445

**HYDRO COAT** | HYC.COA \$ 340

#### HYDRO EXPRESS

69.104-HYD.EXP NET \$ 500

#### HYDRO FUSION

29.102: \$ 1,040 29.103: \$ 1,410 29.107: \$ 1,570

**HYDRO INDULGE** | HYD.IND \$ 3,680

**PADDED HEADREST PILLOW** | 41.128 (Black only) \$ 155

#### WASTE & OVERFLOW

**Half Exposed Tip Toe** | HWTT.XX

Group 1 (PC, PB)

Included

Group 2 (PN, SN, BN, ORB, WHI, BIS, MB)

Upcharge \$ 70

HWTT.PG / HWTT.BG

Call for pricing

*Please note: floor must be trenched*

# PEARL

55"Diameter x 17"D - side drain  
 61"Diameter x 23"D - center drain  
 Half Exposed W/O Included (please specify finish)



## MODEL / PRICING

PEA5517STO Tub Only \$ 7,385

PEA6123STO Tub Only \$ 7,645

### COLORS *Additional lead time is required for premium colors*

#### HYDROLUXE SS™ BATHTUB COLORS

**Standard Colors:** Almond | White | Biscuit Included  
**Premium Colors:** \$ 2,490

Black | Carmine Red | Concrete Grey | Distant Blue  
 Grey Beige | Moss Green | Orange Brown | Pastel Violet  
 Purple Violet | Red Orange | Sapphire Blue | Signal Orange  
 Stone Grey | Tarpaulin Grey | Terra Brown

**Dual Color Option:** \$ 2,255

#### FINISH

**Matte Finish** | STON.MAT NO CHARGE UPGRADE

**Polished Finish** | STON.POL NO CHARGE UPGRADE

**Matte Gloss Combination** | STON.TWOTONE \$ 365

(Please specify finish on all orders)

#### SURFACES (outside only)

**Metallic:** Polished Nickel [PN] \$ 18,300

MODEL/METAL/COLOR (XXX.XXX.XXX)

**COLD PLUNGE** | CLD.PL \$ 9,990

**EXPORT CRATE** | FRT.EXPCRT NET \$ 445

**HYDRO COAT** | HYC.COA \$ 340

#### HYDRO EXPRESS

69.104-HYD.EXP NET \$ 500

#### HYDRO FUSION

29.102: \$ 1,040 29.103: \$ 1,410 29.107: \$ 1,570

**HYDRO INDULGE** | HYD.IND \$ 3,680

**PADDED HEADREST PILLOW** | 41.128 (Black only) \$ 155

#### WASTE & OVERFLOW

**Half Exposed Tip Toe** | HWTT.XX

Group 1 (PC, PB)

Included

Group 2 (PN, SN, BN, ORB, WHI, BIS, MB)

Upcharge \$ 70

HWTT.PG / HWTT.BG

Call for pricing

*Please note: floor must be trenched*

# QUARTZ

63"L x 33"W x 21"D

Includes armrests



## MODEL / PRICING

QUA6333STO	Tub Only	\$ 3,590	QUA6333STA	Thermal Air	\$ 7,535
QUA6333SWP	Whirlpool (6)	\$ 7,240	QUA6333SCO	Combo System	\$ 9,470

## COLORS *Additional lead time is required for premium colors*

### HYDROLUXE SS™ BATHTUB COLORS

**Standard Colors:** Almond | White | Biscuit Included

**Premium Colors:** \$ 2,490

Black | Carmine Red | Concrete Grey | Distant Blue

Grey Beige | Moss Green | Orange Brown | Pastel Violet

Purple Violet | Red Orange | Sapphire Blue | Signal Orange

Stone Grey | Tarpaulin Grey | Terra Brown

*Custom colors available. Please check with Hydro Systems.*

**Matte Finish** | STON.MAT NO CHARGE UPGRADE

### BACK MASSEUSE SYSTEMS

**System II** - Electronic Control (WP/CO) | BAC.MA2-XXX \$ 1,900

**System III** - Electronic Control (TA) | BAC.MA3-XXX \$ 3,010

**COLD PLUNGE** | CLD.PL \$ 9,990

**EXPORT CRATE** | FRT.EXPCRT NET \$ 445

### GRAB BARS (Pair) *Additional finishes on page 125*

**Standard Grab Bars** | GRA.BAR-XXX (Group 1 - PC, PB) \$ 490

**Universal Grab Bars** | UGB-XXX (Group 1 - PC, PB) \$ 525

**HYDRO COAT** | HYC.COA \$ 340

### HYDRO EXPRESS

69.104-HYD.EXP NET \$ 300

**HYDRO FILL** | HYD.FIL \$ 500

### HYDRO FUSION

Hydro Fusion (Tub Only) | 29.102 \$ 1,040

Hydro Fusion with Ozone (Tub Only) | 29.103 \$ 1,410

Hydro Fusion (TA, Whirlpool, Combo) | 29.107 \$ 1,570

**HYDRO INDULGE** | HYD.IND \$ 3,680

### HYDROZONE UV COMBO SYSTEM | OZUV.XXX

Whirlpool and Combo Systems only

110 V | OZUV.110 \$ 1,220

### INLINE HEATER *Whirlpool and Combo Systems only*

*No dedicated GFI required for 6 amp models.*

12.50 Amps 1.5 KW - 110V | 27.100 \$ 850

6.00 Amps 0.75 KW | 27.103 \$ 760

## JETS *Additional finishes on page 125*

### Additional Standard or Swirling Jet (JET.STD-XX | JET.SWI-XX)

Group 1 - PC or PB \$ 245

**Swirling Jet Upgrade** | JUP.SWI-XX \$ 70

**Micro Therapy Jet** | MTJ.XXX (BIS, BLA, BON, SIL, WHI) \$ 200

**Custom Jet Locations** | 69.116-CUS.JET No Charge

*(Must include drawing of locations)*

### JET PLATING *For jet plating options go to page 126*

**LIGHTING** LED Bath Light Chromotherapy System | LIG.LED \$ 865

### LOW WATER PROTECTION (Includes 30 minute timer)

110V | LOW.WAT-110 \$ 445

**NECK MASSEUSE JET PILLOW** | PIL.NEC-XX \$ 890

Available in black, bone and white.

**PADDED HEADREST PILLOW** | 41.128 (Black only) \$ 155

**PUMPS** **Custom Pump Locations** | 69.116-CUS.PMP No Charge

**REMOTE CONTROL** | REM.CON \$ 790

*Must have thermal air system to purchase*

### WASTE & OVERFLOW *For finishes go to page 126*

**Cable W/O** | WOV.XX No Charge

**Integral W/O** (Std. round) | IWO.XX \$ 380

**Linear Integral W/O** | LWO-XXX \$ 380

# RUBY

60"L x 36"W x 19"D  
 60"L x 42"W x 16"D  
 60"L x 42"W x 19"D

72"L x 36"W x 16"D  
 73"L x 42"W x 19"D



## MODEL / PRICING

RUB6036STO Tub Only	\$ 3,455	RUB6042SCO Combo System	\$ 9,320	RUB7236STA Thermal Air	\$ 8,060
RUB6036SWP Whirlpool (6)	\$ 7,095	RUB6042STOS Tub Only	\$ 3,455	RUB7236SCO Combo System	\$ 9,995
RUB6036STA Thermal Air	\$ 7,390	RUB6042SWPS Whirlpool (6)	\$ 7,095	RUB7342STO Tub Only	\$ 3,725
RUB6036SCO Combo System	\$ 9,320	RUB6042STAS Thermal Air	\$ 7,390	RUB7342SWP Whirlpool (6)	\$ 7,765
RUB6042STO Tub Only	\$ 3,455	RUB6042SCOS Combo System	\$ 9,320	RUB7342STA Thermal Air	\$ 8,060
RUB6042SWP Whirlpool (6)	\$ 7,095	RUB7236STO Tub Only	\$ 3,725	RUB7342SCO Combo System	\$ 9,995
RUB6042STA Thermal Air	\$ 7,390	RUB7236SWP Whirlpool (6)	\$ 7,765		

## COLORS *Additional lead time is required for premium colors*

### HYDROLUXE SS™ BATHTUB COLORS

**Standard Colors:** Almond | White | Biscuit Included  
**Premium Colors:** \$ 2,490

Black | Carmine Red | Concrete Grey | Distant Blue  
 Grey Beige | Moss Green | Orange Brown | Pastel Violet  
 Purple Violet | Red Orange | Sapphire Blue | Signal Orange  
 Stone Grey | Tarpaulin Grey | Terra Brown  
*Custom colors available. Please check with Hydro Systems.*

**Matte Finish** | STON.MAT NO CHARGE UPGRADE

## BACK MASSEUSE SYSTEMS

**System II** - Electronic Control (WP/CO) | BAC.MA2-XXX \$ 1,900  
**System III** - Electronic Control (TA) | BAC.MA3-XXX \$ 3,010

**COLD PLUNGE** | CLD.PL \$ 9,990

**EXPORT CRATE** | FRT.EXPCRT NET \$ 445

## GRAB BARS (Pair) *Additional finishes on page 125*

**Standard Grab Bars** | GRA.BAR-XXX (Group 1 - PC, PB) \$ 490  
**Universal Grab Bars** | UGB-XXX (Group 1 - PC, PB) \$ 525

**HYDRO COAT** | HYC.COA \$ 340

## HYDRO EXPRESS

69.104-HYD.EXP NET \$ 300

**HYDRO FILL** | HYD.FIL \$ 500

## HYDRO FUSION

Hydro Fusion (Tub Only) | 29.102 \$ 1,040  
 Hydro Fusion with Ozone (Tub Only) | 29.103 \$ 1,410  
 Hydro Fusion (TA, Whirlpool, Combo) | 29.107 \$ 1,570

**HYDRO INDULGE** | HYD.IND \$ 3,680

## HYDROZONE UV COMBO SYSTEM | OZUV.XXX

Whirlpool and Combo Systems only  
 110 V | OZUV.110 \$ 1,220

## INLINE HEATER *Whirlpool and Combo Systems only*

*No dedicated GFI required for 6 amp models.*  
 12.50 Amps 1.5 KW - 110V | 27.100 \$ 850  
 6.00 Amps 0.75 KW | 27.103 \$ 760

## JETS *Additional finishes on page 125*

### Additional Standard or Swirling Jet (JET.STD-XX | JET.SWI-XX)

Group 1 - PC or PB \$ 245  
**Swirling Jet Upgrade** | JUP.SWI-XX \$ 70  
**Micro Therapy Jet** | MTJ.XXX (BIS, BLA, BON, SIL, WHI) \$ 200  
**Custom Jet Locations** | 69.116-CUS.JET No Charge  
*(Must include drawing of locations)*

## JET PLATING *For jet plating options go to page 126*

**LIGHTING** LED Bath Light Chromotherapy System | LIG.LED \$ 865

## LOW WATER PROTECTION (Includes 30 minute timer)

110V | LOW.WAT-110 \$ 445

**MICRO MOUNT** | 69.140MCREDG \$ 140

**NECK MASSEUSE JET PILLOW** | PIL.NEC-XX \$ 890

Available in black, bone and white.

**PADDED HEADREST PILLOW** | 41.128 (Black only) \$ 155

**PUMPS** **Custom Pump Locations** | 69.116-CUS.PMP No Charge

**REMOTE CONTROL** | REM.CON \$ 790

*Must have thermal air system to purchase*

## SKIRTS *For skirt options go to page 126*

**TILE FLANGES** | FLA.MO-X \$ 220

**UNDERMOUNT** | UNDRMT No Charge

## WASTE & OVERFLOW *For finishes go to page 126*

**Cable W/O** | WOV.XX No Charge  
**Integral W/O** (Std. round) | IWO.XX \$ 380  
**Linear Integral W/O** | LWO-XXX \$ 380

# SLATE

60"L x 32"W x 23"D - end drain      66"L x 34"W x 24"D - center drain  
 60"L x 32"W x 24"D - center drain      72"L x 36"W x 24"D - center drain  
 Linear W/O Included (please specify finish)  
 Includes lumbar support  
 Remote blower required for Thermal Air system



## MODEL / PRICING

SLA6032STO	Tub Only	\$ 6,920	SLA6634STO	Tub Only	\$ 7,615
SLA6032STA	Thermal Air	\$ 11,900	SLA6634STA	Thermal Air	\$ 12,650
SLC6032STO	Tub Only	\$ 6,920	SLA7236STO	Tub Only	\$ 7,800
SLC6032STA	Thermal Air	\$ 11,900	SLA7236STA	Thermal Air	\$ 12,875

## COLORS *Additional lead time is required for premium colors*

### HYDROLUXE SS™ BATHTUB COLORS

**Standard Colors:** Almond | White | Biscuit      Included

**Premium Colors:**      \$ 2,490

Black | Carmine Red | Concrete Grey | Distant Blue

Grey Beige | Moss Green | Orange Brown | Pastel Violet

Purple Violet | Red Orange | Sapphire Blue | Signal Orange

Stone Grey | Tarpaulin Grey | Terra Brown

**Dual Color Option:**      \$ 2,255

### FINISH

**Matte Finish** | STON.MAT      NO CHARGE UPGRADE

**Polished Finish** | STON.POL      NO CHARGE UPGRADE

**Matte Gloss Combination** | STON.TWOTONE      \$ 365

(Please specify finish on all orders)

### SURFACES (outside only)

**Metallic:** Polished Nickel [PN]      \$ 18,300

MODEL/METAL/COLOR (XXX.XXX.XXX)

**COLD PLUNGE** | CLD.PL      \$ 9,990

**EXPORT CRATE** | FRT.EXPCRT      NET \$ 445

**HYDRO COAT** | HYC.COA      \$ 340

### HYDRO EXPRESS

69.104-HYD.EXP      NET \$ 500

### HYDRO FUSION

29.102: \$ 1,040      29.103: \$ 1,410      29.107: \$ 1,570

**HYDRO INDULGE** | HYD.IND      \$ 3,680

**HYDROZONE**      INCLUDED ON THERMAL AIR

### ISLAND TUB DRAIN | ITD.XXX

ABS, PVC | ITD.ABS | ITD.PVC      \$ 380

Cast Iron | ITD.CST      \$ 460

**PADDED HEADREST PILLOW** | 41.128 (Black only)      \$ 155

**REMOTE CONTROL** | REM.CON      \$ 790

*Must have thermal air system to purchase*

### WASTE & OVERFLOW

**Linear Integral W/O** | LWO-XXX      INCLUDED

WHI, BIS, PC, PB, PN, BC, BB, BN, SC, SB, SN, ORB, PE, MB

Gold Finish Upgrade (PG, BG)      \$ 890



# STUDIO COLLECTION

## OPTIONS & ACCESSORIES

### ACRYLIC BATHTUB COLORS

**Standard Colors:** White | Biscuit | Bone Included

**EXPORT CRATE** | FRT.EXPCRT NET \$ 445

**FREIGHT** Call for freight quotes

*Customer will be billed for freight on all Studio Collection tubs unless otherwise stated on a quote or a prior arrangement that is submitted in writing.*

**HYDRO COAT** | HYC.COA \$ 340

### HYDRO EXPRESS

69.104-HYD.EXP NET \$ 300  
Freestanding Collection NET \$ 500

Move your order up the front of the line to get it manufactured quicker. Does not change ship time.  
*Please contact Hydro Systems for lead times on Hydro Express. Hydro Systems must receive your order prior to 10:00 a.m. (PST). Order must be marked "Hydro Express."*  
*Hydro Express can only accept a fixed number of express orders every day. Hydro Express does not reflect delivery time. Hydro Expresses are non-cancellable.*

**HYDROZONE SYSTEM** | 31.100 \$ 555

### INLINE HEATER

*Whirlpool systems only. No dedicated GFI required for 6 amp models.*

12.50 Amps 1.5 KW - 110V | 27.100 \$ 850  
6.00 Amps 0.75 KW | 27.103 \$ 760

### ISLAND TUB DRAIN

 | ITD.XXX

Helps reduce installation time on all freestanding tubs.

ABS, PVC | ITD.ABS | ITD.PVC \$ 380  
Cast Iron | ITD.CST \$ 460

### JET PLATING FOR PVC WHIRLPOOL SYSTEMS

Clear / Brass / Chrome. Trim kit covers jet escutcheons, suction, and electronic soft touch pad.

Polished Chrome | STU-PLA.BUI-PC \$ 395  
Polished Brass | STU-PLA.BUI-PB \$ 395

### PUMPS

**Custom Pump Locations** | 69.116-CUS.PMP \$ 240  
*(Drawing of pump locations is required)*

### SKIRTS

#### Removable Access Panel Skirt

60" | BSK.60 \$ 485  
70" | BSK.72 \$ 625

**Corner Skirt** | BSK.COR \$ 855

**Integral Skirt Access Panel** | STU-SKI.INT-PAN \$ 220  
Removable panel for Studio bathtubs

**TILE FLANGES** | FLA.MO-X \$ 220

Must be specified at time of order (1, 2, 3, or 4 Sided).  
*Not available on all models.*

### WASTE & OVERFLOW

#### Cable W/O

Polished Chrome | STU-WOB.PC \$ 295  
Polished Brass | STU-WOB.PB \$ 355

#### Integral W/O (Std. round)

Waste and overflow manufactured as part of the bath.  
Comes standard as a round overflow cover.  
Drain will be a tip-toe style and drain outlet will be a direct drain.

Polished Chrome | STU-IWO.PC \$ 380  
Polished Brass | STU-IWO.PB \$ 380

#### Linear Integral W/O | LWO-XXX

*Available only on freestanding models.*

Polished Chrome | LWO.PC No Charge  
Upgrade Finishes \$ 380  
(BN, SN, PN, ORB, WHI, BIS, SB, BB, PB, BC, SC, PEW, MB)

# AUBRY

60"L x 32"W x 20"D - end drain

**Linear Integral W/O Included (please specify finish)**

Built in faucet deck

Remote blower required for Thermal Air system



## MODEL / PRICING

SAUB6032ATO Tub Only

\$ 2,935

SAUB6032ATA Thermal Air

\$ 6,220

### ACRYLIC BATHTUB COLORS

**Standard Colors:** White | Biscuit | Bone Included

**COLD PLUNGE** | CLD.PL \$ 9,990

**EXPORT CRATE** | FRT.EXPCRT NET \$ 445

**HYDRO COAT** | HYC.COA \$ 340

### HYDRO EXPRESS

69.104-HYD.EXP NET \$ 500

### HYDRO FUSION

29.102: \$ 1,040      29.103: \$ 1,410      29.107: \$ 1,570

**HYDRO INDULGE** | HYD.IND \$ 3,680

**HYDROZONE SYSTEM** | 31.100 \$ 555

### ISLAND TUB DRAIN | ITD.XXX

ABS, PVC | ITD.ABS | ITD.PVC \$ 380

Cast Iron | ITD.CST \$ 460

### WASTE & OVERFLOW

#### Linear Integral W/O (Standard)

Polished Chrome | LWO.PC NO UP CHARGE

Polished Brass | LWO.PB NO UP CHARGE

Upgrade Finishes | LWO-XXX \$ 380

(BN, SN, PN, ORB, WHI, BIS, SB, BB, PB, BC, SC, PEW, MB)

#### Integral W/O (Option for round W/O)

Polished Chrome | STU-IWO.PC NO UP CHARGE

Polished Brass | STU-IWO.PB NO UP CHARGE

Upgrade Finishes | STU-IWO-XXX \$ 380

(BN, SN, PN, ORB, WHI, BIS, SB, BB, PB, BC, SC, PEW, MB)

# BREANNE

60"L x 36"W x 25"D - side center drain

66"L x 36"W x 25"D - side center drain

**Linear Integral W/O Included (please specify finish)**

Built in faucet deck

Remote blower required for Thermal Air system



## MODEL / PRICING

SBRE6036ATO Tub Only

\$ 3,340

SBRE6036ATA Thermal Air

\$ 6,980

SBRE6636ATO Tub Only

\$ 3,445

SBRE6636ATA Thermal Air

\$ 6,980

### ACRYLIC BATHTUB COLORS

**Standard Colors:** White | Biscuit | Bone Included

**ACCESS PANEL** | SBRE-ACC.PNL \$ 660

**COLD PLUNGE** | CLD.PL \$ 9,990

**EXPORT CRATE** | FRT.EXPCRT NET \$ 445

**HYDRO COAT** | HYC.COA \$ 340

### HYDRO EXPRESS

69.104-HYD.EXP NET \$ 500

### HYDRO FUSION

29.102: \$ 1,040      29.103: \$ 1,410      29.107: \$ 1,570

**HYDRO INDULGE** | HYD.IND \$ 3,680

**HYDROZONE SYSTEM** | 31.100 \$ 555

### ISLAND TUB DRAIN | ITD.XXX

ABS, PVC | ITD.ABS | ITD.PVC \$ 380

Cast Iron | ITD.CST \$ 460

### WASTE & OVERFLOW

#### Linear Integral W/O (Standard)

Polished Chrome | LWO.PC NO UP CHARGE

Polished Brass | LWO.PB NO UP CHARGE

Upgrade Finishes | LWO-XXX \$ 380

(BN, SN, PN, ORB, WHI, BIS, SB, BB, PB, BC, SC, PEW, MB)

#### Integral W/O (Option for round W/O)

Polished Chrome | STU-IWO.PC NO UP CHARGE

Polished Brass | STU-IWO.PB NO UP CHARGE

Upgrade Finishes | STU-IWO-XXX \$ 380

(BN, SN, PN, ORB, WHI, BIS, SB, BB, PB, BC, SC, PEW, MB)

# CHARLIZE

66"L x 36"W x 22"D - center drain

70"L x 36"W x 22"D - center drain

**Linear Integral W/O Included (please specify finish)**

Built in faucet deck

Remote blower required for Thermal Air system



## MODEL / PRICING

SCHR6636ATO Tub Only \$ 3,635  
SCHR6636ATA Thermal air \$ 7,105

SCHR7036ATO Tub Only \$ 3,825  
SCHR7036ATA Thermal Air \$ 7,210

## ACRYLIC BATHTUB COLORS

**Standard Colors:** White | Biscuit | Bone Included

**COLD PLUNGE** | CLD.PL \$ 9,990

**EXPORT CRATE** | FRT.EXPCRT NET \$ 445

**HYDRO COAT** | HYC.COA \$ 340

## HYDRO EXPRESS

69.104-HYD.EXP NET \$ 500

## HYDRO FUSION

29.102: \$ 1,040 29.103: \$ 1,410 29.107: \$ 1,570

**HYDRO INDULGE** | HYD.IND \$ 3,680

**HYDROZONE SYSTEM** | 31.100 \$ 555

## ISLAND TUB DRAIN | ITD.XXX

ABS, PVC | ITD.ABS | ITD.PVC \$ 380

Cast Iron | ITD.CST \$ 460

## WASTE & OVERFLOW

### Linear Integral W/O (Standard)

Polished Chrome | LWO.PC NO UP CHARGE

Polished Brass | LWO.PB NO UP CHARGE

Upgrade Finishes | LWO-XXX \$ 380

(BN, SN, PN, ORB, WHI, BIS, SB, BB, PB, BC, SC, PEW, MB)

### Integral W/O (Option for round W/O)

Polished Chrome | STU-IWO.PC NO UP CHARGE

Polished Brass | STU-IWO.PB NO UP CHARGE

Upgrade Finishes | STU-IWO-XXX \$ 380

(BN, SN, PN, ORB, WHI, BIS, SB, BB, PB, BC, SC, PEW, MB)

# EVELINE

66"L x 32"W x 24"D - center drain

72"L x 36"W x 24"D - center drain

**Linear Integral W/O Included (please specify finish)**

Built in faucet deck

Remote blower required for Thermal Air system



## MODEL / PRICING

EVE6632ATO Tub Only \$ 3,305  
EVE6632ATA Thermal air \$ 6,025

EVE7236ATO Tub Only \$ 3,445  
EVE7236ATA Thermal Air \$ 6,195

## ACRYLIC BATHTUB COLORS

**Standard Colors:** White | Biscuit | Bone Included

**EXPORT CRATE** | FRT.EXPCRT NET \$ 445

**HYDRO COAT** | HYC.COA \$ 340

## HYDRO EXPRESS

69.104-HYD.EXP NET \$ 500

**HYDROZONE SYSTEM** | 31.100 \$ 555

## ISLAND TUB DRAIN | ITD.XXX

ABS, PVC | ITD.ABS | ITD.PVC \$ 380

Cast Iron | ITD.CST \$ 460

## WASTE & OVERFLOW

### Linear Integral W/O (Standard)

Polished Chrome | LWO.PC NO UP CHARGE

Polished Brass | LWO.PB NO UP CHARGE

Upgrade Finishes | LWO-XXX \$ 380

(BN, SN, PN, ORB, WHI, BIS, SB, BB, PB, BC, SC, PEW, MB)

### Integral W/O (Option for round W/O)

Polished Chrome | STU-IWO.PC NO UP CHARGE

Polished Brass | STU-IWO.PB NO UP CHARGE

Upgrade Finishes | STU-IWO-XXX \$ 380

(BN, SN, PN, ORB, WHI, BIS, SB, BB, PB, BC, SC, PEW, MB)

# KONA W/ Flange & Skirt

60"L x 42"W x 15"D

60"L x 42"W x 18"D

60"L x 42"W x 20"D

60"L x 36"W x 15"D

Gel coat model

Specify LH or RH Drain

(Add LH or RH to end of model code)



## MODEL / PRICING

KON6015GTO	Tub Only	\$ 985	KON6020GTO	Tub Only	\$ 1,015
KON6015GWP	Whirlpool (6)	\$ 2,635	KON6020GWP	Whirlpool (6)	\$ 2,655
KON6018GTO	Tub Only	\$ 1,000	KON6036GTO	Tub Only	\$ 980
KON6018GWP	Whirlpool (6)	\$ 2,655	KON6036GWP	Whirlpool (6)	\$ 2,670

## ACRYLIC BATHTUB COLORS

**Standard Colors:** White | Biscuit | Bone Included

**EXPORT CRATE** | FRT.EXPCRT NET \$ 445

**HYDRO COAT** | HYC.COA \$ 340

### HYDRO EXPRESS

69.104-HYD.EXP NET \$ 300

**HYDRO FILL** | HYD.FIL \$ 500

**HYDROZONE SYSTEM** | 31.100 \$ 555

### INLINE HEATER

*Whirlpool systems only. No dedicated GFI required for 6 amp models.*

12.50 Amps 1.5 KW - 110V | 27.100 \$ 850

6.00 Amps 0.75 KW | 27.103 \$ 760

## JET PLATING FOR PVC WHIRLPOOL SYSTEMS

Clear / Brass / Chrome. Trim kit covers jet escutcheons, suction, and electronic soft touch pad.

Polished Chrome | STU-PLA.BUI-PC \$ 395

Polished Brass | STU-PLA.BUI-PB \$ 395

## PUMPS

**Custom Pump Locations** | 69.116-CUS.PMP \$ 240

*(Drawing of pump locations is required)*

## WASTE & OVERFLOW

### Cable W/O

Polished Chrome | STU-WOB.PC \$ 295

Polished Brass | STU-WOB.PB \$ 355

### Integral W/O (Std. round)

Polished Chrome | STU-IWO.PC \$ 380

Polished Brass | STU-IWO.PB \$ 380

# LINDSEY

60"L x 30"W x 20"D  
 60"L x 32"W x 20"D  
 60"L x 36"W x 20"D  
 66"L x 32"W x 20"D  
 66"L x 36"W x 20"D  
 72"L x 36"W x 20"D



## MODEL / PRICING

LIN6030ATO	Tub Only	\$ 1,815	LIN6036ATO	Tub Only	\$ 1,870	LIN6636ATO	Tub Only	\$ 1,995
LIN6030AWP	Whirlpool (6)	\$ 3,530	LIN6036AWP	Whirlpool (6)	\$ 3,590	LIN6636AWP	Whirlpool (6)	\$ 3,690
LIN6030ATA	Thermal Air	\$ 3,625	LIN6036ATA	Thermal Air	\$ 3,745	LIN6636ATA	Thermal Air	\$ 3,840
LIN6032ATO	Tub Only	\$ 1,785	LIN6632ATO	Tub Only	\$ 1,885	LIN7236ATO	Tub Only	\$ 2,170
LIN6032AWP	Whirlpool (6)	\$ 3,555	LIN6632AWP	Whirlpool (6)	\$ 3,615	LIN7236AWP	Whirlpool (6)	\$ 3,925
LIN6032ATA	Thermal Air	\$ 3,705	LIN6632ATA	Thermal Air	\$ 3,765	LIN7236ATA	Thermal Air	\$ 4,300

## ACRYLIC BATHTUB COLORS

**Standard Colors:** White | Biscuit | Bone Included

**EXPORT CRATE** | FRT.EXPCRT NET \$ 445

**HYDRO COAT** | HYC.COA \$ 340

## HYDRO EXPRESS

69.104-HYD.EXP NET \$ 300

**HYDRO FILL** | HYD.FIL \$ 500

**HYDROZONE SYSTEM** | 31.100 \$ 555

## INLINE HEATER

*Whirlpool systems only. No dedicated GFI required for 6 amp models.*

12.50 Amps 1.5 KW - 110V | 27.100 \$ 850  
 6.00 Amps 0.75 KW | 27.103 \$ 760

## JET PLATING FOR PVC WHIRLPOOL SYSTEMS

Clear / Brass / Chrome. Trim kit covers jet escutcheons, suction, and electronic soft touch pad.

Polished Chrome | STU-PLA.BUI-PC \$ 395  
 Polished Brass | STU-PLA.BUI-PB \$ 395

## PUMPS

**Custom Pump Locations** | 69.116-CUS.PMP \$ 240  
*(Drawing of pump locations is required)*

## SKIRT (factory installed)

BSK.XXA PRICE VARIES BASED ON SIZE

**TILE FLANGES** | FLA.MO-X \$ 220

Must be specified at time of order (1, 2, 3, or 4 Sided).

**UNDERMOUNT** | UNDRMT No Charge

## WASTE & OVERFLOW

### Cable W/O

Polished Chrome | STU-WOB.PC \$ 295  
 Polished Brass | STU-WOB.PB \$ 355

### Integral W/O (Std. round)

Polished Chrome | STU-IWO.PC \$ 380  
 Polished Brass | STU-IWO.PB \$ 380

# MARIE W/ Flange & Skirt

60"L x 42"W x 20"D

Specify LH or RH Drain

(Add LH or RH to end of model code)



## MODEL / PRICING

MAR6042ATO Tub Only \$ 1,500 | MAR6042AWP Whirlpool (6) \$ 3,800 | MAR6042ATA Thermal Air \$ 5,005

### ACRYLIC BATHTUB COLORS

**Standard Colors:** White | Biscuit | Bone Included

**EXPORT CRATE** | FRT.EXPCRT NET \$ 445

**HYDRO COAT** | HYC.COA \$ 340

### HYDRO EXPRESS

69.104-HYD.EXP NET \$ 300

**HYDRO FILL** | HYD.FIL \$ 500

**HYDROZONE SYSTEM** | 31.100 \$ 555

### INLINE HEATER

*Whirlpool systems only. No dedicated GFI required for 6 amp models.*

12.50 Amps 1.5 KW - 110V | 27.100 \$ 850

6.00 Amps 0.75 KW | 27.103 \$ 760

### JET PLATING FOR PVC WHIRLPOOL SYSTEMS

Clear / Brass / Chrome. Trim kit covers jet escutcheons, suction, and electronic soft touch pad.

Polished Chrome | STU-PLA.BUI-PC \$ 395

Polished Brass | STU-PLA.BUI-PB \$ 395

### PUMPS

**Custom Pump Locations** | 69.116-CUS.PMP \$ 240  
(Drawing of pump locations is required)

### WASTE & OVERFLOW

#### Cable W/O

Polished Chrome | STU-WOB.PC \$ 295

Polished Brass | STU-WOB.PB \$ 355

#### Integral W/O (Std. round)

Polished Chrome | STU-IWO.PC \$ 380

Polished Brass | STU-IWO.PB \$ 380

# REGAN W/ Flange & Skirt

54" L x 36" W x 18" D - no flange on skirt - offset drain

60" L x 32" W x 18" D

60" L x 36" W x 18" D

66" L x 32" W x 15" D

66" L x 32" W x 18" D

72" L x 32" W x 20" D

Specify RH or LH Drain



## MODEL / PRICING

REG5436ATO	Tub Only	\$ 1,640	REG6036ATO	Tub Only	\$ 1,430	REG6632ATO	Tub Only	\$ 1,535
REG5436AWP	Whirlpool (6)	\$ 3,880	REG6036AWP	Whirlpool (6)	\$ 3,780	REG6632AWP	Whirlpool (6)	\$ 3,850
REG5436ATA	Thermal Air	\$ 5,290	REG6036ATA	Thermal Air	\$ 4,985	REG6632ATA	Thermal Air	\$ 5,055
REG6032ATO	Tub Only	\$ 1,290	REG6632ATOS	Tub Only	\$ 1,535	REG7232ATO	Tub Only	\$ 1,645
REG6032AWP	Whirlpool (6)	\$ 3,465	REG6632AWPS	Whirlpool (6)	\$ 3,850	REG7232AWP	Whirlpool (6)	\$ 3,895
REG6032ATA	Thermal Air	\$ 4,670	REG6632ATAS	Thermal Air	\$ 5,055	REG7232ATA	Thermal Air	\$ 5,310

## ACRYLIC BATHTUB COLORS

**Standard Colors:** White | Biscuit | Bone Included

**EXPORT CRATE** | FRT.EXPCRT NET \$ 445

**HYDRO COAT** | HYC.COA \$ 340

## HYDRO EXPRESS

69.104-HYD.EXP NET \$ 300

**HYDRO FILL** | HYD.FIL \$ 500

**HYDROZONE SYSTEM** | 31.100 \$ 555

## INLINE HEATER

*Whirlpool systems only. No dedicated GFI required for 6 amp models.*

12.50 Amps 1.5 KW - 110V | 27.100 \$ 850

6.00 Amps 0.75 KW | 27.103 \$ 760

## JET PLATING FOR PVC WHIRLPOOL SYSTEMS

Clear / Brass / Chrome. Trim kit covers jet escutcheons, suction, and electronic soft touch pad.

Polished Chrome | STU-PLA.BUI-PC \$ 395

Polished Brass | STU-PLA.BUI-PB \$ 395

## PUMPS

**Custom Pump Locations** | 69.116-CUS.PMP \$ 240  
(Drawing of pump locations is required)

## SKIRT

**Integral Skirt Access Panel** | STU-SKI.INT-PAN \$ 220

## WASTE & OVERFLOW

### Cable W/O

Polished Chrome | STU-WOB.PC \$ 295

Polished Brass | STU-WOB.PB \$ 355

### Integral W/O (Std. round)

Polished Chrome | STU-IWO.PC \$ 380

Polished Brass | STU-IWO.PB \$ 380

# SHANNON W/ Flange & Skirt

60"L x 30"W x 20"D

60"L x 32"W x 20"D

66"L x 32"W x 20"D

Specify LH or RH Drain

(Add LH or RH to end of model code)



## MODEL / PRICING

SHA6030ATO	Tub Only	\$ 1,570	SHA6032ATO	Tub Only	\$ 1,600	SHA6632ATO	Tub Only	\$ 1,780
SHA6030AWP	Whirlpool (6)	\$ 2,610	SHA6032AWP	Whirlpool (6)	\$ 2,650	SHA6632AWP	Whirlpool (6)	\$ 2,845
SHA6030ATA	Thermal Air	\$ 2,925	SHA6032ATA	Thermal Air	\$ 2,965	SHA6632ATA	Thermal Air	\$ 3,160

## ACRYLIC BATHTUB COLORS

**Standard Colors:** White | Biscuit | Bone Included

**EXPORT CRATE** | FRT.EXPCRT NET \$ 445

**HYDRO COAT** | HYC.COA \$ 340

### HYDRO EXPRESS

69.104-HYD.EXP NET \$ 300

**HYDRO FILL** | HYD.FIL \$ 500

**HYDROZONE SYSTEM** | 31.100 \$ 555

### INLINE HEATER

*Whirlpool systems only. No dedicated GFI required for 6 amp models.*

12.50 Amps 1.5 KW - 110V | 27.100 \$ 850

6.00 Amps 0.75 KW | 27.103 \$ 760

## JET PLATING FOR PVC WHIRLPOOL SYSTEMS

Clear / Brass / Chrome. Trim kit covers jet escutcheons, suction, and electronic soft touch pad.

Polished Chrome | STU-PLA.BUI-PC \$ 395

Polished Brass | STU-PLA.BUI-PB \$ 395

## PUMPS

**Custom Pump Locations** | 69.116-CUS.PMP \$ 240  
(Drawing of pump locations is required)

## SKIRT

**Integral Skirt Access Panel** | STU-SKI.INT-PAN \$ 220

## WASTE & OVERFLOW

### Cable W/O

Polished Chrome | STU-WOB.PC \$ 295

Polished Brass | STU-WOB.PB \$ 355

### Integral W/O (Std. round)

Polished Chrome | STU-IWO.PC \$ 380

Polished Brass | STU-IWO.PB \$ 380

# STUDIO 5959

59"L x 59"W x 21"D



## MODEL / PRICING

STU5959ATO Tub Only \$ 1,540 | STU5959AWP Whirlpool (6) \$ 3,615 | STU5959ATA Thermal Air \$ 4,545

### ACRYLIC BATHTUB COLORS

**Standard Colors:** White | Biscuit | Bone Included

**EXPORT CRATE** | FRT.EXPCRT NET \$ 445

**HYDRO COAT** | HYC.COA \$ 340

**HYDRO EXPRESS** | 69.104-HYD.EXP NET \$ 300

**HYDRO FILL** | HYD.FIL \$ 500

**HYDROZONE SYSTEM** | 31.100 \$ 555

### INLINE HEATER

*Whirlpool systems only. No dedicated GFI required for 6 amp models.*

12.50 Amps 1.5 KW - 110V | 27.100 \$ 850

6.00 Amps 0.75 KW | 27.103 \$ 760

### JET PLATING FOR PVC WHIRLPOOL SYSTEMS

PC, PB | STU-PLA.BUI-XX \$ 395

**PUMPS** CUSTOM LOCATION | 69.116-CUS.PMP \$ 240

**SKIRT** | BSK.COR (*factory installed*) \$ 855

**TILE FLANGES** | FLA.MO-X \$ 220

### WASTE & OVERFLOW

**Cable W/O** | STU-WOB.PC \$ 295 STU-WOB.PB \$ 355

**Integral W/O** | STU-IWO.PC or STU-IWO.PB \$ 380

# STUDIO 6032

60"L x 32"W x 19"D

Includes armrests

Standard model comes with grab bars.

To order without grab bars include ".LG" on model number. Example: (STU6042ATO.LG)



## MODEL / PRICING

STU6032ATO Tub Only \$ 1,140 | STU6032AWP Whirlpool (6) \$ 2,905 | STU6032ATA Thermal Air \$ 4,100

### ACRYLIC BATHTUB COLORS

**Standard Colors:** White | Biscuit | Bone Included

**EXPORT CRATE** | FRT.EXPCRT NET \$ 445

**HYDRO COAT** | HYC.COA \$ 340

**HYDRO EXPRESS** | 69.104-HYD.EXP NET \$ 300

**HYDRO FILL** | HYD.FIL \$ 500

**HYDROZONE SYSTEM** | 31.100 \$ 555

### INLINE HEATER

*Whirlpool systems only. No dedicated GFI required for 6 amp models.*

12.50 Amps 1.5 KW - 110V | 27.100 \$ 850

6.00 Amps 0.75 KW | 27.103 \$ 760

### JET PLATING FOR PVC WHIRLPOOL SYSTEMS

PC, PB | STU-PLA.BUI-XX \$ 395

**PUMPS** CUSTOM LOCATION | 69.116-CUS.PMP \$ 240

**SKIRT** | BSK.COR (*factory installed*) \$ 855

**TILE FLANGES** | FLA.MO-X \$ 220

**UNDERMOUNT** | UNDRMT No Charge

### WASTE & OVERFLOW

**Cable W/O** | STU-WOB.PC \$ 295 STU-WOB.PB \$ 355

**Integral W/O** | STU-IWO.PC or STU-IWO.PB \$ 380

# STUDIO 6036

60"L x 36"W x 19"D  
Includes armrests



## MODEL / PRICING

STU6036ATO Tub Only \$ 1,140 | STU6036AWP Whirlpool (6) \$ 2,905 | STU6036ATA Thermal Air \$ 4,100

### ACRYLIC BATHTUB COLORS

**Standard Colors:** White | Biscuit | Bone Included

**EXPORT CRATE** | FRT.EXPCRT NET \$ 445

**HYDRO COAT** | HYC.COA \$ 340

**HYDRO EXPRESS** | 69.104-HYD.EXP NET \$ 300

**HYDRO FILL** | HYD.FIL \$ 500

**HYDROZONE SYSTEM** | 31.100 \$ 555

### INLINE HEATER

*Whirlpool systems only. No dedicated GFI required for 6 amp models.*

12.50 Amps 1.5 KW - 110V | 27.100 \$ 850

6.00 Amps 0.75 KW | 27.103 \$ 760

### JET PLATING FOR PVC WHIRLPOOL SYSTEMS

PC, PB | STU-PLA.BUI-XX \$ 395

**PUMPS** CUSTOM LOCATION | 69.116-CUS.PMP \$ 240

**SKIRT** | BSK.60 (*factory installed - no access on tub only*) \$ 485

**TILE FLANGES** | FLA.MO-X \$ 220

**UNDERMOUNT** | UNDRMT No Charge

### WASTE & OVERFLOW

**Cable W/O** | STU-WOB.PC \$ 295 STU-WOB.PB \$ 355

**Integral W/O** | STU-IWO.PC or STU-IWO.PB \$ 380

# STUDIO 6042

60"L x 42"W x 20"D

Standard model comes with grab bars

To order without grab bars include ".LG" on model number. Example: (STU6042ATO.LG)



## MODEL / PRICING

STU6042ATO Tub Only \$ 1,140 | STU6042AWP Whirlpool (6) \$ 2,930 | STU6042ATA Thermal Air \$ 4,105

**ACRYLIC COLORS** White | Biscuit | Bone Included

**EXPORT CRATE** | FRT.EXPCRT NET \$ 445

**HYDRO COAT** | HYC.COA \$ 340

**HYDRO EXPRESS** | 69.104-HYD.EXP NET \$ 300

**HYDRO FILL** | HYD.FIL \$ 500

**HYDROZONE SYSTEM** | 31.100 \$ 555

**INLINE HEATER** *Whirlpool systems only.*

12.50 Amps 1.5 KW - 110V | 27.100 \$ 850

6.00 Amps 0.75 KW | 27.103 \$ 760

### JET PLATING FOR PVC WHIRLPOOL SYSTEMS

PC, PB | STU-PLA.BUI-XX \$ 395

**PUMPS** CUSTOM LOCATION | 69.116-CUS.PMP \$ 240

**SKIRT** | BSK.COR (*factory installed*) \$ 855

**TILE FLANGES** | FLA.MO-X \$ 220

**UNDERMOUNT** | UNDRMT No Charge

### WASTE & OVERFLOW

**Cable W/O** | STU-WOB.PC \$ 295 STU-WOB.PB \$ 355

**Integral W/O** | STU-IWO.PC or STU-IWO.PB \$ 380

# STUDIO 7236

72"L x 36"W x 19"D  
Includes armrests



## MODEL / PRICING

STU7236ATO Tub Only	\$ 1,235	STU7236AWP Whirlpool (6)	\$ 3,160	STU7236ATA Thermal Air	\$ 4,205
---------------------	----------	--------------------------	----------	------------------------	----------

### ACRYLIC BATHTUB COLORS

**Standard Colors:** White | Biscuit | Bone Included

**EXPORT CRATE** | FRT.EXPCRT NET \$ 445

**HYDRO COAT** | HYC.COA \$ 340

### HYDRO EXPRESS

69.104-HYD.EXP NET \$ 300

**HYDRO FILL** | HYD.FIL \$ 500

**HYDROZONE SYSTEM** | 31.100 \$ 555

### INLINE HEATER

*Whirlpool systems only. No dedicated GFI required for 6 amp models.*

12.50 Amps 1.5 KW - 110V | 27.100 \$ 850

6.00 Amps 0.75 KW | 27.103 \$ 760

### JET PLATING FOR PVC WHIRLPOOL SYSTEMS

Clear / Brass / Chrome. Trim kit covers jet escutcheons, suction, and electronic soft touch pad.

Polished Chrome | STU-PLA.BUI-PC \$ 395

Polished Brass | STU-PLA.BUI-PB \$ 395

### PUMPS

**Custom Pump Locations** | 69.116-CUS.PMP \$ 240  
*(Drawing of pump locations is required)*

**SKIRT** | BSK.60 *(factory installed - no access on tub only)* \$ 485

**TILE FLANGES** | FLA.MO-X \$ 220

Must be specified at time of order (1, 2, 3, or 4 Sided).

**UNDERMOUNT** | UNDRMT No Charge

### WASTE & OVERFLOW

#### Cable W/O

Polished Chrome | STU-WOB.PC \$ 295

Polished Brass | STU-WOB.PB \$ 355

#### Integral W/O (Std. round)

Polished Chrome | STU-IWO.PC \$ 380

Polished Brass | STU-IWO.PB \$ 380

# STUDIO 7242

72"L x 42"W x 20"D



## MODEL / PRICING

STU7242ATO Tub Only \$ 1,350 | STU7242AWP Whirlpool (6) \$ 3,430 | STU7242ATA Thermal Air \$ 4,335

### ACRYLIC BATHTUB COLORS

**Standard Colors:** White | Biscuit | Bone Included

**EXPORT CRATE** | FRT.EXPCRT NET \$ 445

**HYDRO COAT** | HYC.COA \$ 340

### HYDRO EXPRESS

69.104-HYD.EXP NET \$ 300

**HYDRO FILL** | HYD.FIL \$ 500

**HYDROZONE SYSTEM** | 31.100 \$ 555

### INLINE HEATER

*Whirlpool systems only. No dedicated GFI required for 6 amp models.*

12.50 Amps 1.5 KW - 110V | 27.100 \$ 850

6.00 Amps 0.75 KW | 27.103 \$ 760

### JET PLATING FOR PVC WHIRLPOOL SYSTEMS

Clear / Brass / Chrome. Trim kit covers jet escutcheons, suction, and electronic soft touch pad.

Polished Chrome | STU-PLA.BUI-PC \$ 395

Polished Brass | STU-PLA.BUI-PB \$ 395

### PUMPS

**Custom Pump Locations** | 69.116-CUS.PMP \$ 240  
(Drawing of pump locations is required)

**SKIRT** | BSK.COR (factory installed - no access on tub only) \$ 855

**TILE FLANGES** | FLA.MO-X \$ 220

Must be specified at time of order (1, 2, 3, or 4 Sided).

**UNDERMOUNT** | UNDRMT No Charge

### WASTE & OVERFLOW

#### Cable W/O

Polished Chrome | STU-WOB.PC \$ 295

Polished Brass | STU-WOB.PB \$ 355

#### Integral W/O (Std. round)

Polished Chrome | STU-IWO.PC \$ 380

Polished Brass | STU-IWO.PB \$ 380

# STUDIO DUAL OVAL

66" L x 44" W x 19" D

74" L x 44" W x 19" D



## MODEL / PRICING

SDO6644ATO	Tub Only	\$ 1,685
SDO6644AWP	Whirlpool (6)	\$ 4,005
SDO6644ATA	Thermal Air	\$ 4,740

SDO7444ATO	Tub Only	\$ 1,820
SDO7444AWP	Whirlpool (6)	\$ 4,195
SDO7444ATA	Thermal Air	\$ 4,915

## ACRYLIC BATHTUB COLORS

**Standard Colors:** White | Biscuit | Bone Included

**EXPORT CRATE** | FRT.EXPCRT NET \$ 445

**HYDRO COAT** | HYC.COA \$ 340

## HYDRO EXPRESS

69.104-HYD.EXP NET \$ 300

**HYDRO FILL** | HYD.FIL \$ 500

**HYDROZONE SYSTEM** | 31.100 \$ 555

## INLINE HEATER

*Whirlpool systems only. No dedicated GFI required for 6 amp models.*

12.50 Amps 1.5 KW - 110V   27.100	\$ 850
6.00 Amps 0.75 KW   27.103	\$ 760

## JET PLATING FOR PVC WHIRLPOOL SYSTEMS

Clear / Brass / Chrome. Trim kit covers jet escutcheons, suction, and electronic soft touch pad.

Polished Chrome   STU-PLA.BUI-PC	\$ 395
Polished Brass   STU-PLA.BUI-PB	\$ 395

## PUMPS

**Custom Pump Locations** | 69.116-CUS.PMP \$ 240  
*(Drawing of pump locations is required)*

## WASTE & OVERFLOW

### Cable W/O

Polished Chrome   STU-WOB.PC	\$ 295
Polished Brass   STU-WOB.PB	\$ 355

### Integral W/O (Std. round)

Polished Chrome   STU-IWO.PC	\$ 380
Polished Brass   STU-IWO.PB	\$ 380

# STUDIO HOURGLASS

60" L x 42" W x 21" D

72" L x 42" W x 21" D

Includes armrests



## MODEL / PRICING

SHG6042ATO	Tub Only	\$ 1,580	SHG7242ATO	Tub Only	\$ 1,735
SHG6042AWP	Whirlpool (6)	\$ 3,950	SHG7242AWP	Whirlpool (6)	\$ 3,985
SHG6042ATA	Thermal Air	\$ 4,660	SHG7242ATA	Thermal Air	\$ 4,665

## ACRYLIC BATHTUB COLORS

**Standard Colors:** White | Biscuit | Bone Included

**EXPORT CRATE** | FRT.EXPCRT NET \$ 445

**HYDRO COAT** | HYC.COA \$ 340

## HYDRO EXPRESS

69.104-HYD.EXP NET \$ 300

**HYDRO FILL** | HYD.FIL \$ 500

**HYDROZONE SYSTEM** | 31.100 \$ 555

## INLINE HEATER

*Whirlpool systems only. No dedicated GFI required for 6 amp models.*

12.50 Amps 1.5 KW - 110V | 27.100 \$ 850

6.00 Amps 0.75 KW | 27.103 \$ 760

## JET PLATING FOR PVC WHIRLPOOL SYSTEMS

Clear / Brass / Chrome. Trim kit covers jet escutcheons, suction, and electronic soft touch pad.

Polished Chrome | STU-PLA.BUI-PC \$ 395

Polished Brass | STU-PLA.BUI-PB \$ 395

## PUMPS

**Custom Pump Locations** | 69.116-CUS.PMP \$ 240  
(Drawing of pump locations is required)

## SKIRTS

### Removable Access Panel Skirt

60" | BSK.60 (factory installed - no access on tub only) \$ 485

70" | BSK.72 (factory installed - with access panel only) \$ 625

**TILE FLANGES** | FLA.MO-X \$ 220

Must be specified at time of order (1, 2, 3, or 4 Sided).

**UNDERMOUNT** | UNDRMT No Charge

## WASTE & OVERFLOW

### Cable W/O

Polished Chrome | STU-WOB.PC \$ 295

Polished Brass | STU-WOB.PB \$ 355

### Integral W/O (Std. round)

Polished Chrome | STU-IWO.PC \$ 380

Polished Brass | STU-IWO.PB \$ 380

# STUDIO OVAL

60" L x 42" W x 20" D

66" L x 42" W x 21" D

72" L x 42" W x 21" D

Includes armrests



## MODEL / PRICING

STO6042ATO	Tub Only	\$ 1,255	STO6642ATO	Tub Only	\$ 1,435	STO7242ATO	Tub Only	\$ 1,595
STO6042AWP	Whirlpool (6)	\$ 3,095	STO6642AWP	Whirlpool (6)	\$ 3,385	STO7242AWP	Whirlpool (6)	\$ 3,605
STO6042ATA	Thermal Air	\$ 4,180	STO6642ATA	Thermal Air	\$ 4,440	STO7242ATA	Thermal Air	\$ 4,610

## ACRYLIC BATHTUB COLORS

**Standard Colors:** White | Biscuit | Bone Included

**EXPORT CRATE** | FRT.EXPCRT NET \$ 445

**HYDRO COAT** | HYC.COA \$ 340

## HYDRO EXPRESS

69.104-HYD.EXP NET \$ 300

**HYDRO FILL** | HYD.FIL \$ 500

**HYDROZONE SYSTEM** | 31.100 \$ 555

## INLINE HEATER

*Whirlpool systems only. No dedicated GFI required for 6 amp models.*

12.50 Amps 1.5 KW - 110V | 27.100 \$ 850

6.00 Amps 0.75 KW | 27.103 \$ 760

## JET PLATING FOR PVC WHIRLPOOL SYSTEMS

Clear / Brass / Chrome. Trim kit covers jet escutcheons, suction, and electronic soft touch pad.

Polished Chrome | STU-PLA.BUI-PC \$ 395

Polished Brass | STU-PLA.BUI-PB \$ 395

## PUMPS

**Custom Pump Locations** | 69.116-CUS.PMP \$ 240  
*(Drawing of pump locations is required)*

## WASTE & OVERFLOW

### Cable W/O

Polished Chrome | STU-WOB.PC \$ 295

Polished Brass | STU-WOB.PB \$ 355

### Integral W/O (Std. round)

Polished Chrome | STU-IWO.PC \$ 380

Polished Brass | STU-IWO.PB \$ 380

SHOWER PAN COLLECTION



# SHOWER PAN COLLECTION

## STANDARD FEATURES

- **POLISHED CHROME DRAIN**
- **SLIP RESISTANT BOTTOMS**
- **INTEGRAL TILE FLANGE** for easy water-proof installation (not standard on universal shower pan).
- **PACKAGING:** All shower pans are packed in sturdy cardboard boxes for shipping.
- **WARRANTY:** 5-Year limited warranty on all shower pans.

### FREIGHT

All prices are F.O.B. Customer will be billed for freight on all Shower Pans unless otherwise stated on a quote or a prior arrangement that is submitted in writing.

### COLOR MATCH POLICY

Hydro Systems uses colors developed by gel-coat and acrylic manufacturers that match the colors used by bathroom fixture manufacturers as closely as possible.

In a few cases, it has been found that the color or shading of bathroom fixtures varies depending upon the time and location of manufacture.

Hydro Systems also finds that the colors and shading of cast iron, china or plastic fixtures sometimes appear to look different than gel-coat or acrylic as a result of different surface textures, finishes or room lighting. Due to these conditions, Hydro Systems assumes no responsibility for color variations between its bathtubs and products of other manufacturers.

## OPTIONS & ACCESSORIES

### COLORS

#### ACRYLIC SHOWER PAN COLORS | HPA.XXX

**Standard Colors:** White | Biscuit | Bone Included

**Premium Colors:** Black | Sterling Silver \$ 490

#### GEL COAT SHOWER PAN COLORS | HPG.XXX

*Gel Coat colors match all manufacturer's fixture colors.*

**Standard Colors:** Almond | White | Biscuit | Bone Included

**Color Matching:** Available at an additional charge of \$ 465

#### HYDROLUXE SSTM SHOWER PAN COLORS | UNI.PAN

**Standard Colors:** White | Biscuit | Bone Included

**Premium Colors:** \$ 575

Black | Carmine Red | Concrete Grey | Distant Blue

Grey Beige | Moss Green | Orange Brown | Pastel Violet

Purple Violet | Red Orange | Sapphire Blue | Signal Orange

Stone Grey | Tarpaulin Grey | Terra Brown

*Custom colors available (please check with Hydro Systems).*

### TILE FLANGES | FLA.MO-X

(PER SIDE) \$ 80

*Available as add-on only for universal shower pan.*

Must be specified at time of order (1, 2, 3, or 4 Sided).

# SQUARE PAN

HP 3232 32" X 32"  
 HP 3636 36" X 36"  
 HP 4242 42" X 42"

Gel Coat Models: HPG.XXXX  
 Acrylic Models: HPA.XXXX



## MODEL / PRICING

HPG.3232	\$ 635	HPG.3636	\$ 685	HPG.4242	\$ 830
HPA.3232	\$ 830	HPA.3636	\$ 1,040	HPA.4242	\$ 1,165

# CORNER PAN

HPN 3636N 36" X 36"  
 HPN 3838N 38" X 38"  
 HPN 4242N 42" X 42"  
 HPA 4833N 48" X 33" (please specify RH/LH)

Gel Coat Models: HPG.XXXX  
 Acrylic Models: HPA.XXXX



## MODEL / PRICING

HPG.3636N	\$ 705	HPA.3838N	\$ 1,000	HPA.4833N-LH/RH	\$ 1,045
HPA.3636N	\$ 985	HPG.4242N	\$ 780		
HPG.3838N	\$ 725	HPA.4242N	\$ 1,120		

# RECTANGULAR PAN

HP 3460 34" X 60"	HP 6032 60" X 32" <b>End Drain L/R</b>
HP 3634 36" X 34"	HP 6033 60" X 33"
HP 3642 36" X 42"	HP 6034 60" X 34"
HP 4234 42" X 34"	HP 6736 67" X 36"
HP 4236 42" X 36"	HP 7236 72" X 36"
HP 4248 42" X 48"	HP 7536 75" X 36" <b>Drain off center</b>
HP 4832 48" X 32"	(Please specify LH/RH)
HP 4834 48" X 34"	HP 4450R 44" X 50" <b>Roll In</b>
HP 5436 54" X 36" <b>Drain off center</b>	HP 6050R 60" X 50" <b>Roll In</b>
( <b>End Drain L/R</b> )	HPS 6034 60" X 34" <b>with Tiered Lip</b>
HP 6030 60" X 30" <b>End Drain L/R</b>	
HP 6032 60" X 32"	

Gel Coat Models: HPG.XXXX  
 Acrylic Models: HPA.XXXX



## MODEL / PRICING

HPG.3460	\$ 850	HPA.3634	\$ 860	HPA.6030E-LH/RH	\$ 1,075
HPG.3634	\$ 675	HPA.3642	\$ 890	HPA.6032	\$ 1,140
HPG.3642	\$ 720	HPA.4234	\$ 1,000	HPA.6032E-LH/RH	\$ 1,140
HPG.4234	\$ 720	HPA.4236	\$ 1,030	HPA.6033	\$ 1,175
HPG.4834	\$ 775	HPA.4248	\$ 1,085	HPA.6034	\$ 1,150
HPG.6032	\$ 780	HPA.4450R *Roll In*	\$ 1,225	HPA.6034L *Tiered Lip*	\$ 1,150
HPG.6034	\$ 850	HPA.4832	\$ 1,030	HPA.6050R	\$ 1,255
HPG.7236	\$ 935	HPA.4834	\$ 1,030	HPA.6736	\$ 1,250
		HPA.5436-LH/RH	\$ 1,150	HPA.7236	\$ 1,265
				HPA.7536-LH/RH	\$ 1,275

# HYDROLUXE SS™ PANS

HPS 6030 60" X 30"  
 HPS 6032 60" X 32"  
 HPS 6036 60" X 36"  
 End drain model (please specify RH/LH)



HPS 6033TD 60" X 33"  
 HPS 6036TD 60" X 36"  
 Trench drain model (please specify RH/LH)

## MODEL / PRICING

HPS.6030	\$ 1,475	HPS.6032	\$ 1,545	HPS.6036	\$ 1,655
HPS.6033TD	\$ 1,895	HPS.6036TD	\$ 1,995		

# UNIVERSAL SHOWER PAN

Constructed with our Hydroluxe SS™ material  
 Optional Square Drain:



## MODEL / PRICING

UNI.PAN  
 Customizable solid surface shower pan.

**Center Drain:** maximum size 84x60.  
**End Drain:** maximum size 76x42.  
**Optional Square Drain:** NO CHARGE UPGRADE  
 (please specify when ordering).


**Standard colors:** L x W x \$ 1.65 per square inch.  
**Premium colors:** L x W x \$ 2.65 per square inch.  
**Threshold | UNI.THR:** \$ 455 per side.  
**Optional Seamless/ADA Roll-in Entrance:** \$ 245.

**Tile Flanges:**  
 1 side: \$ 80                      3 sides: \$ 225  
 2 sides: \$ 160                    4 sides: \$ 310



**BUILD YOUR OWN CUSTOM UNIVERSAL SHOWER PAN**

Scan the QR Code to get started.



# SINK COLLECTION STANDARD FEATURES

- **WARRANTY:** Hydroluxe sinks - 10 year limited warranty. Acrylic sinks - 99/9 limited warranty.

## SINK POLICY

- Faucet not included with the sale of sink.
- Drain not included

## FREIGHT

F.O.B. unless you order 2 sinks with any Hydro Systems bathtub to make it FFA.

# SINK COLLECTION OPTIONS & ACCESSORIES

## COLORS

### SOLID SURFACE SINK COLORS

**Standard Colors:** White | Biscuit | Bone Included

**Premium Colors:** \$ 890

Black | Carmine Red | Concrete Grey | Distant Blue

Grey Beige | Moss Green | Orange Brown | Pastel Violet

Purple Violet | Red Orange | Sapphire Blue | Signal Orange

Stone Grey | Tarpaulin Grey | Terra Brown

*Custom colors available (please check with Hydro Systems).*

**Matte Finish** NO UPCHARGE

**Two-Tone Upgrade** | SSS.2TN \$ 540

**Polished Upgrade** | SSS.POL NO UPCHARGE

### ACRYLIC SINK COLORS | AC.XXX

**Standard Colors:** Bone | White | Biscuit Included

**Premium Colors:** Black | Sterling Silver \$ 480

**INTEGRAL LINEAR OVERFLOW** | LWO.XX \$ 160

*(block sink only)*

**LED TEMP. READOUT KEYPAD** | LED.UPG \$ 650

Upgrade only, must have a keypad controlled system to purchase.

# SOLID SURFACE SINKS

## MODEL / PRICING

ARC2214SSS	SS Sink Only	\$ 980	ELL2215SSS	SS Sink Only	\$ 980
BLO2218SSS	SS Sink Only	\$ 980	PRI2215SSS	SS Sink Only	\$ 980
BLO2518SSS	SS Sink Only	\$ 980	PRI3915SSS	SS Sink Only	\$ 1,955
CRE2416SSS	SS Sink Only	\$ 1,200			

ARC

22" x 14" x 6"



BLOCK

22" x 18" x 4"  
25" x 18" x 4"



INTEGRAL OVERFLOW NOT INCLUDED

CRESCENT

24" x 16" x 7"



ELLIPSE

22" x 15" x 4"



PRISM

22" x 15" x 4"  
39" x 15" x 4"



# ACRYLIC SINKS

## MODEL / PRICING

DEL2126ATO	Sink Only	\$ 750	PET2126ATO	Sink Only	\$ 750
DEL2126ATA	Thermal Air (Switch)	\$ 1,305	PET2126ATA	Thermal Air (Switch)	\$ 1,305
DEL2126ATD	Thermal Air (Digital)	\$ 1,595	PET2126ATD	Thermal Air (Digital)	\$ 1,595

### DELICATE TOUCH

21" L x 26" W x 14" D

(Specify smooth or washboard interior)

Micro mount is a standard feature



### PETOPIA

21" L x 26" W x 14" D

Micro mount is a standard feature



OUTDOOR COLLECTION



# OUTDOOR COLLECTION STANDARD FEATURES

- **SMART TEMPERATURE CONTROL:** While our outdoor collection tubs can chill to 37°, this may be too cold for many newcomers to cold plunging. Users have the ability to customize water temperatures to their preferences and wellness goals, and adjust them when needed.
- **EXTREME INSULATION:** All units include an insulated surround to assist with maintaining your desired temperature and increasing energy efficiency.
- **FOAM COVER INCLUDED ON ALL MODELS**
- **CHOICE OF WOOD SURROUND ON ALL MODELS**
- **DRAIN INCLUDED ON ALL MODELS**
- **HYDROZONE INCLUDED ON AVILA, COTTONWOOD, AND YELLOWSTONE**
- **FILTRATION PROCESS TRAPS AND REMOVES CONTAMINANTS AND PARTICULATES, ALLOWING WATER TO STAY CRYSTAL CLEAR. INCLUDED ON ALL MODELS**
- **ALL MODELS SHIP FFA TO DISTRIBUTOR**


## FREIGHT

- Residential/Lift Gate - \$300 net. (curbside service only)
- White Glove Delivery - \$800 net. (Freight company will contact you via phone to schedule delivery. These professionals are equipped to maneuver the tub into place, as long as it remains on a single level and proper access is provided. Keep in mind, should your delivery require more than the standard effort, you will be responsible for any additional fees charged by the freight company.) Additional fees may apply for remote deliveries and certain markets. Please contact Hydro Systems for more information.

## ACRYLIC COLORS




WHITE

MIDNIGHT  
CANYON

SPLIT TUSCAN SUN



STERLING SILVER



STORM CLOUDS

## WOOD SURROUND COLORS



CHESTNUT



DRIFWOOD



GRAPHITE

# AVILA

82" L x 82" W x 36" D  
Hot & Cold Therapy



## MODEL / PRICING

AVI8282      Tub Only      \$ 18,500

## COLORS

### ACRYLIC OUTDOOR COLORS

**Standard Colors:** INCLUDED  
Midnight Canyon | Smoky Mountain | Sterling | Storm  
Cloud

**BUILT-IN BLUETOOTH SPEAKERS** | BLU.TH      \$ 750

## CABINET SURROUND

INCLUDED

Chestnut | Driftwood | Graphite

### HYDROZONE UV COMBO SYSTEM | OZUV.XXX

Whirlpool and Combo Systems only  
110 V | OZUV.110      \$ 1,220

# COTTONWOOD

91" L x 91" W x 36" D  
Hot & Cold Therapy



## MODEL / PRICING

CTN9191      Tub Only      \$ 19,950

## COLORS

### ACRYLIC OUTDOOR COLORS

**Standard Colors:** INCLUDED  
Midnight Canyon | Smoky Mountain | Sterling | Storm  
Cloud

**BUILT-IN BLUETOOTH SPEAKERS** | BLU.TH      \$ 750

## CABINET SURROUND

INCLUDED

Chestnut | Driftwood | Graphite

### HYDROZONE UV COMBO SYSTEM | OZUV.XXX

Whirlpool and Combo Systems only  
110 V | OZUV.110      \$ 1,220

# YELLOWSTONE

92"L x 35"W x 34"D  
Hot & Cold Therapy



## MODEL / PRICING

YEL9235-WHI Tub Only \$ 11,475

## COLORS

### ACRYLIC OUTDOOR COLORS

**Standard Colors:** White INCLUDED

### CABINET SURROUND

Chestnut | Driftwood | Graphite INCLUDED

## HYDROZONE UV COMBO SYSTEM | OZUV.XXX

Whirlpool and Combo Systems only  
110 V | OZUV.110 \$ 1,220

# YUKON

92"L x 35"W x 34"D  
Cold Therapy Only



## MODEL / PRICING

YUK9235-WHI Tub Only \$ 9,990

## COLORS

### ACRYLIC OUTDOOR COLORS

**Standard Colors:** White INCLUDED

### CABINET SURROUND

Chestnut | Driftwood | Graphite INCLUDED

## HYDROZONE UV COMBO SYSTEM | OZUV.XXX

Whirlpool and Combo Systems only  
110 V | OZUV.110 \$ 1,220

# PARTS LIST (minimum charge \$30)

Part Number/ Manufacturer	Item No.	Description	Price
------------------------------	----------	-------------	-------

## DRAINS

Westbrass	HED.XX	Half Exposed Tip Toe Drain, group 1 finishes	\$ 550
Westbrass	HED.XX	Half Exposed Tip Toe Drain, group 2 finishes	\$ 625
Westbrass	WTT.XX	Fully Exposed Tip Toe Drain, group 1 finishes	\$ 575
Westbrass	WTT.XX	Fully Exposed Tip Toe Drain, group 2 finishes	\$ 640
OS&B	POP.UP-XX	Pop up drain (linear integral and standard integral)	\$ 225
OS&B	PC, PB, AB, BB, SB, BC, PN, SN, BN, PG, BG, SG, BIS, WHI	Cable drive drain 27"	\$ 310
OS&B	Gold	Cable drive drain 27"	\$ 395
OS&B	PC, BN, PN, PB, MB, WHI	Cable drive drain, TRIM KIT ONLY	\$ 195
H/S	PC, PB, AB, BB, SB, BC, PN, SN, BN, PG, BG, SG, BIS, WHI	Linear drain	\$ 215
H/S	Gold	Linear drain	\$ 395
Mountain		Cable drive 47"	\$ 990
		Shower Pan Drain	\$ 740

## PUMPS

Standard	122111	Electronic control on/off system 2.25 HP (May 2005 - Current)	\$ 780
Plus	112112	Studio Collection - Air switch system 1.25 HP (May 2005 - Current)	\$ 935
Indulge			\$ 3,240
Cold Plunge		Circulation Pump	\$ 1,240

Part Number/ Manufacturer	Description	Price
------------------------------	-------------	-------

## INLINE HEATER









CT101-B	110V inline pressure heater-1500 watt 12.2 amp	\$ 915
CT107-B	110V 600 watt inline pressure heater 6 amp	\$ 815
HEA.GSKT	Gasket flat washer with rib pair	\$ 40
HEA.MNFLD	Inline manifold	\$ 65
HEA.SLP1.0	1" Slip x 1.5" male thread + 1" Spgt x1.5" Male thread (pair)	\$ 80
HEA.SLP1.5	1.5" Slip x 1.5" male thread (pair)	\$ 80

\*\*\* **Note:** Personalized bathtubs may or may not be cancelable or returnable.

# PARTS LIST (minimum charge \$30)

Part Number	Item Picture / Name	Description	Price
-------------	---------------------	-------------	-------

## ELECTRONIC CONTROL KEY PADS

26400-100-100		4 button square pump and light	\$ 530
26400-100-102		4 button square pump, blower, and light	\$ 530
26404-100-100		6 button square pump, blower, wave/pulse, +, - and light	\$ 595
26400-100-112		2 button round digital readout	\$ 530
26400-100-101		4 button square pump, variable speed blower, wave, and pulse	\$ 530
26400-100-103		4 button square blower, wave, and pulse +, -	\$ 595
26400-100-104		4 button square variable speed blower, wave, pulse, and light	\$ 530
26413-100-100		4 button square digital readout with H/S logo	\$ 900
Sequence	HS-100 (2 button)	Variable or single speed pump with single option control & LCD display	\$ 550
Sequence	HS-101 (4 button)	Variable or single speed pump with single option control	\$ 555
Sequence	HS-102 (4 button)	Variable or single speed pump with two option controls & user preference key	\$ 590
Sequence	HS-103 (4 button)	Variable speed blower with four button control (8800)	\$ 590

## CONTROL BOXES with KEY PADS

ACC	HS-50/ACC-50	\$ 610	Optional water level sensor	\$ 75	Key Pad	\$ 180
Sequence	IMC	\$ 640				
Sequence	ISD (solenoid driver)	\$ 785	Sensor Cable (conductive water level)	\$ 75	SEE ABOVE (HS-103)	
Sequence	IAU	\$ 610	CMP Water Sensor			\$ 30 NET
26400-000-901	CMP Control Box 901; operates up to 2 lights in series, pump, and water level sensor					\$ 160 NET
26400-000-902	CMP Control Box 902; operates up to 4 lights in series, pump, blower, and water level sensor					\$ 340 NET
26400-000-904	CMP Control Box 904; operates 8 solenoids, 6 of them can work at the same time					\$ 330 NET
26400-000-906	CMP 906 Blower Only Control Box					\$ 265 NET
Sytek	Control Boxes Blower & Light	\$ 685	Sytek	Control Box Pump & Light	\$ 785	
Sytek	Keypad Single Button	\$ 615	Sytek	Keypad 2 Button	\$ 990	
BWG	Air Switch Box	\$ 510	BWG	3 Button Remote Control for Air Switch Box	\$ 990	

## LED LIGHTING

26400	6 LED light	\$ 225
26400	6 LED Slave kit: bulb socket, 10" cable, 6 LED slave bulb	\$ 225
26400	2.0" Bath light kit: lens, nut, gasket, reflector	\$ 120
Sytek	LED lights set of 2	\$ 1,050

# PARTS LIST (minimum charge \$30)

## REMOTE CONTROL

Sytek	Remote Control Box with Remote Control	\$ 785
Sytek	Remote Control	\$ 1,240
BWG	Remote Control Box with Remote Control	\$ 1,700
BWG	13 Button Remote Control	\$ 1,450

## THERMAL AIR

RPRT.TA.EXT-KIT	Extension Kit For Remote Blower (Thermal Air): Cbl-168 (6Ft), 8 Pin Adaptor (2009- Sep '16)	\$ 250
Hydro Quip	Blower (110V) w/ nelma cord (hydro quiup) current	\$ 1,005
Hydro Quip	Delicate Touch Sink Blower	\$ 1,005
CMP	XCbl, 6', 3-pin adaptor with 3 port barrel adaptor	\$ 245

## MISCELLANEOUS

TRIM	PLASTIC	PC/PB	OTHER*		
				Skirt Caps <i>(incl. colored cap, screw &amp; insert)</i> Set of 4	\$ 35
Standard or Swirling Jet	\$ 55	\$ 85	\$ 135	PVC Jet Body, wall fitting and venturi	\$ 70
Air Switch	\$ 55	\$ 75	\$ 115	PVC Jet, insert (directional or swirling)	\$ 60
Suction Cover (excludes wall fitting)	\$ 65	\$ 105	\$ 150	PVC Suction wall fitting and 90	\$ 70
Jumbo or Rotating Jet	\$ 75	\$ 90	\$ 160	PVC Jumbo Jet body, wall fitting and venturi	\$ 95
Old Style Threaded Jet (spring eyeball)	\$ 35 NET	\$ 55 NET	\$ 70 NET	PVC Pump tee	\$ 45
<b>PILLOWS-STANDARD COLORS</b>				PVC Pump union (pair)	\$ 70
All models except Fantasy			\$ 190	PVC A/S body	\$ 95
Fantasy			\$ 220	HydrOzone	\$ 585
Neck Masseur Urethane Pillow			\$ 210	Hydro Fusion	\$ 955
Neck Masseur Cover			\$ 45 NET	Walk-in handle, polished chrome	\$ 245
				Walk-in door gasket	\$ 250
				Acrylic Repair Kits	\$ 105 NET
				Acrylic Drain Cover <i>(Marlie, Versailles, Cheyenne, Lexie)</i>	\$ 120 NET
<b>WIRING</b>				Acrylic Repair Kit (HAWK)	\$ 625
Sytek Extension Cables			\$ 240	Blue Force UV Ozone	\$ 980
Sytek Extension Kits for Keypads			\$ 590	Cold Plunge Sensor	\$ 575
Sytek Extension for Lights			\$ 240	Gelcoat Repair Kit	\$ 740
Sytek Extension Kits for Lights			\$ 590	Hydro Blanket Control Box	\$ 695
Balboa X Cable			\$ 200	Metal Tie Plate	\$ 215

\* GOLD: Call For Pricing

\*\*\* **Note:** Personalized bathtubs may or may not be cancelable or returnable.

# P.O. WORKSHEET

Date: \_\_\_\_\_

Company: \_\_\_\_\_

P.O. #: \_\_\_\_\_

Address: \_\_\_\_\_

Ordered by: \_\_\_\_\_

Phone: \_\_\_\_\_

### SYSTEM INFORMATION

Tub Model: \_\_\_\_\_

Drain LH or RH (if applicable): \_\_\_\_\_

Color/Finish of W/O: \_\_\_\_\_

Color of Tub: \_\_\_\_\_

Finish of Tub (Polish, Matte / Inside, Outside): \_\_\_\_\_

### SHIPPING ADDRESS

Job Site  Dealer

Company: \_\_\_\_\_

Address: \_\_\_\_\_

Phone: \_\_\_\_\_



### TUB OPTIONS

- Back Masseur I - Quantity: \_\_\_\_\_ \$ \_\_\_\_\_  
Finish: \_\_\_\_\_
- Back Masseur II - Finish: \_\_\_\_\_ \$ \_\_\_\_\_  
(Only 1 Back Masseur II per tub)
- Cold Plunge \$ \_\_\_\_\_
- Export Crate \$ \_\_\_\_\_
- Extra High Density \$ \_\_\_\_\_
- Grab Bars - Finish: \_\_\_\_\_ \$ \_\_\_\_\_  
Style of Bar: \_\_\_\_\_
- Hydro Blanket - Number of zones: \_\_\_\_\_ \$ \_\_\_\_\_  
(Note zone locations on diagram)
- HydroCoat \$ \_\_\_\_\_
- HYDRO EXPRESS \$ \_\_\_\_\_
- Hydro Fill \$ \_\_\_\_\_
- HydroFusion - Type: \_\_\_\_\_ \$ \_\_\_\_\_
- Hydro Indulge \$ \_\_\_\_\_
- Inline Heater \$ \_\_\_\_\_  
\_\_\_\_\_ 110V 12.5 Amps/1.5 kW \$ \_\_\_\_\_  
\_\_\_\_\_ 110V 6.0 Amps/0.75 kW \$ \_\_\_\_\_  
\_\_\_\_\_ 220V 12.0 Amps/1.5 kW Mood Light \$ \_\_\_\_\_
- Additional Jet - Type: \_\_\_\_\_ \$ \_\_\_\_\_  
Quantity: \_\_\_\_\_
- Jet Upgrade - Type: \_\_\_\_\_ \$ \_\_\_\_\_  
Quantity: \_\_\_\_\_
- Plating for jets - Finish: \_\_\_\_\_ \$ \_\_\_\_\_
- Micro Therapy Jet - \$ \_\_\_\_\_

Quantity: \_\_\_\_\_ Finish: \_\_\_\_\_

- Job Site Delivery \$ \_\_\_\_\_
- LED Chromatherapy light \$ \_\_\_\_\_
- Low Water Protection \$ \_\_\_\_\_
- Micro Mount \$ \_\_\_\_\_
- Molded Arm Rest - Quantity: \_\_\_\_\_ \$ \_\_\_\_\_
- Neck Masseur Pillow Quantity: \_\_\_\_\_ \$ \_\_\_\_\_
- Padded Head Rest (Black only) \$ \_\_\_\_\_
- Pump Upgrade - 110V to 220V \$ \_\_\_\_\_
- Variable Speed Pump (110V only) \$ \_\_\_\_\_
- Remote Control \$ \_\_\_\_\_
- Skirt - Type: \_\_\_\_\_ LH / RH \$ \_\_\_\_\_  
Quantity: \_\_\_\_\_ Seamed / Seamless
- Tile Flange - Molded \$ \_\_\_\_\_  
(Note positioning of flanges on diagram)
- Walk In Finish Upgrade - Finish: \_\_\_\_\_ \$ \_\_\_\_\_
- Waste and Overflow: Integral / Linear \$ \_\_\_\_\_  
Solid Brass Drain Upgrade
- Waterfall Fill Spout (Integrally Molded) \$ \_\_\_\_\_
- Recirculating Spout Option \$ \_\_\_\_\_
- Inline Heater - Type: \_\_\_\_\_ \$ \_\_\_\_\_
- Recirculation System (Auburn model only) \$ \_\_\_\_\_
- Standard Equipment Locations
- See diagram for Equipment Locations

**TOTAL** \$ \_\_\_\_\_



**PLEASE SHOW:**

- Pump location & access
- Tub drain
- Molded flanges

- Jet locations
- Tub overflow
- Other options

Customer Approval: \_\_\_\_\_

Date: \_\_\_\_\_

# COLOR SELECTION INDEX

## ACRYLIC COLORS



WHITE




BISCUIT



BLACK




BONE




STERLING SILVER


## HYDROLUXE SS™ COLORS




WHITE



ALMOND



BISCUIT




BLACK




CARMINE RED




CONCRETE GREY




DISTANT BLUE



GREY BEIGE



MOSS GREEN




ORANGE BROWN




PASTEL VIOLET




PURPLE VIOLET




RED ORANGE




SAPPHIRE BLUE



SIGNAL ORANGE



STONE GREY



TARPAULIN GREY




TERRA BROWN

\*\*Colors of the actual bathtub may have minor variations from the sample in this book or on your computer monitor. While Hydro Systems strives to perfectly match these colors, a minor variation in the color selected by you is considered as a normal practice.\*\*

# H | S



GREEN IS CLEAN



HYDROZONE



99/9 WARRANTY



MADE IN AMERICA

### West Coast Headquarters

29132 Avenue Paine  
Valencia, CA 91355

### East Coast Headquarters

385 GA-155 S  
McDonough, GA 30253

**HYDROSYSTEM.COM**

Ph: 661-775-0686

