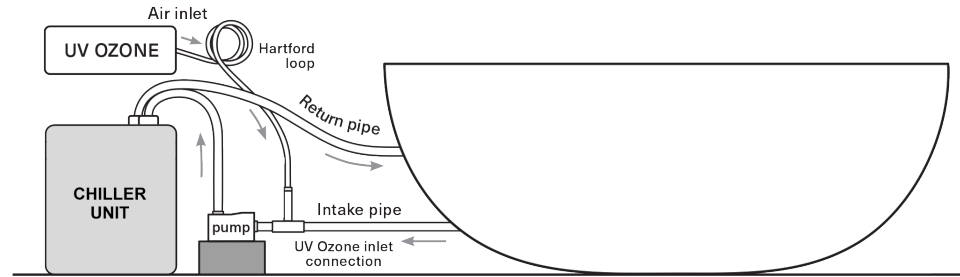


Hydro Systems Cold Plunge System | Installation Form

Technical Support
support@hydrosystem.com
Phone: 661-775-0686
www.hydrosystem.com

Before placing order, consider the following:

- Determine Chiller Unit placement
- Chiller must be within 8 ft of tub
- Chiller cannot fit within a Hydro Systems Tower
- A tower can help to conceal exposed plumbing
- Chiller must be placed within a location that allows for proper ventilation
- If ordering tower with Metro tub, please specify if you want keypad mounted on tower



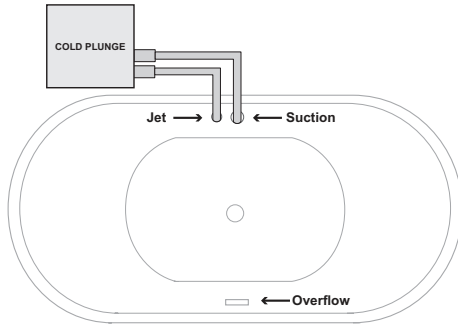
BACKSIDE OF TUB



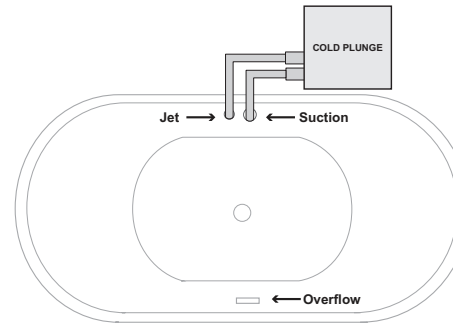
Position of chiller unit will determine inlet/outlet direction

Select position of Chiller Unit:

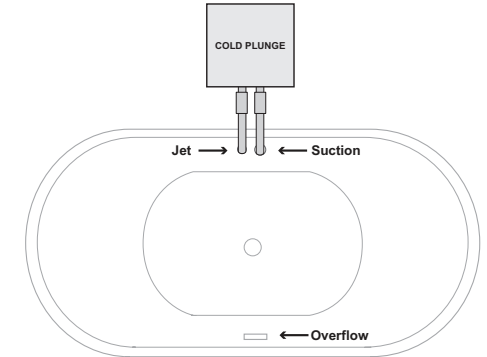
Is the chiller unit to the **LEFT** side of the bathtub?



Is the chiller unit to the **RIGHT** side of the bathtub?



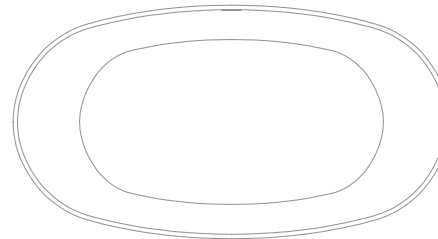
Is the chiller unit **DIRECTLY BEHIND** the bathtub?



Add the following:

- Drain position
- Overflow position
- Suction position
- Jet position
- Tower (must specify size & location on tub)

L" ___ W" ___ H" ___



Dealer Contact

Purchase Order _____
Date _____
Company _____
Contact _____
Email _____
Phone _____

INTERNAL USE

Reviewed by _____ Date _____
Approved by _____ Date _____

Notes

Customer Signature

Signature _____
Print name _____